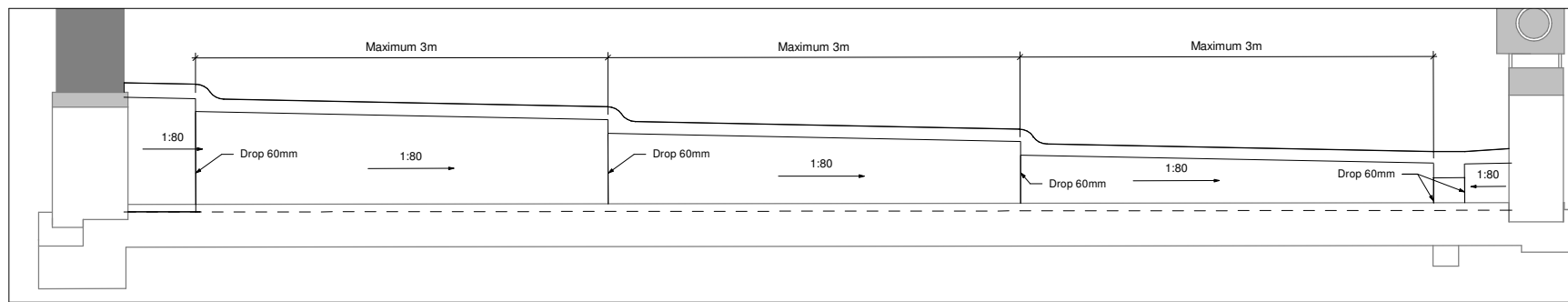
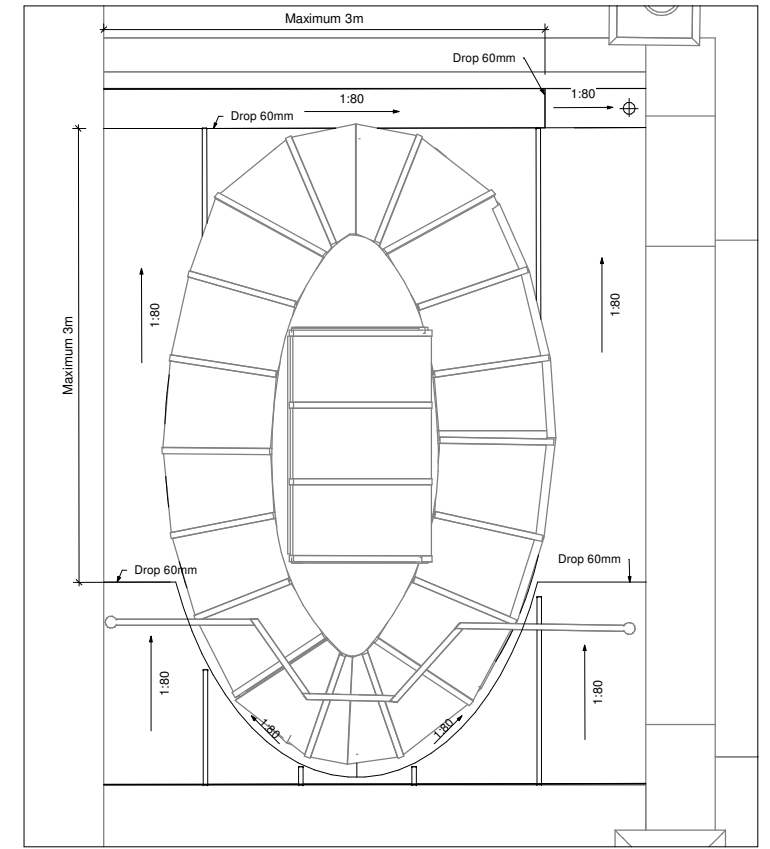


1 Gutter Plan - Back Wall
1 : 25



2 Gutter Plan - Front Wall
1 : 25



3 Gutter Plan - Rooflight Area 1.4.3
1 : 25

- All lead to be Code 8 thickness, unless otherwise noted
- Alternative proposal for joint and panel sizes will be considered

Notes
G.1 This drawing is to be read in conjunction with all relevant Architects and Engineers drawings and specifications.
G.2 Do not scale from a paper or digital version of this drawing. Use written or stated dimension only.
G.3 For general notes refer to drawing 17/059/1.1
This drawing is the copyright of Barton Engineers & may not be copied, altered or reproduced in any way or passed to a third party without their written Authority
Status

Tender

Not for Construction

Issues / Revisions
T1 Issued for Tender 210218 WK

Barton Engineers

Studio 121, Westbourne Studios
242 Acklam Road, London W10 5JJ
telephone +44(0)20 7631 0348
mail@bartonengineers.co.uk
http://www.bartonengineers.co.uk

Project
28 Russell Square

Title
Leadwork Plans

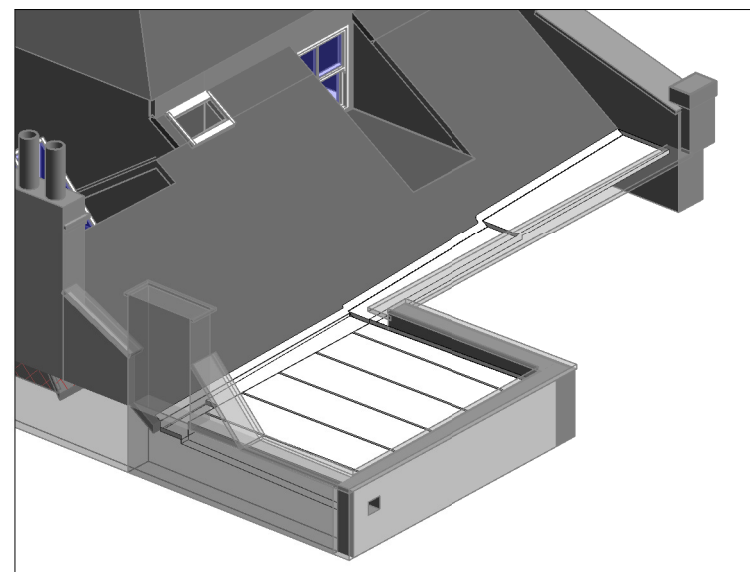
Scales
1:25@A1

Designed by
Bob Barton
Drawn by
Catherine Hide
Drawing number

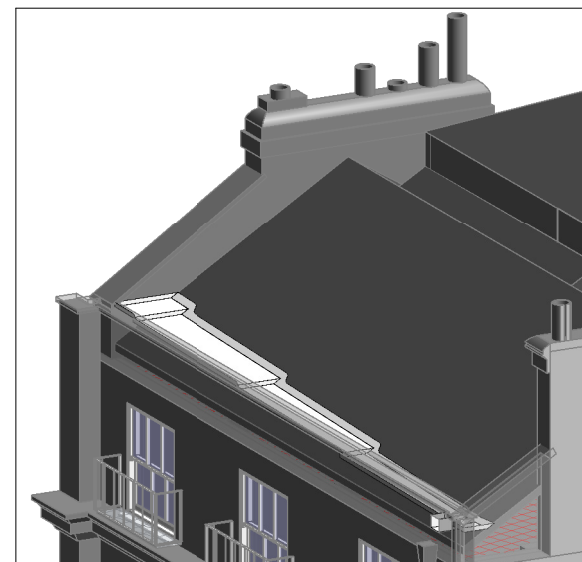
17/059/1.4

Checked by
Bob Barton
Rev.

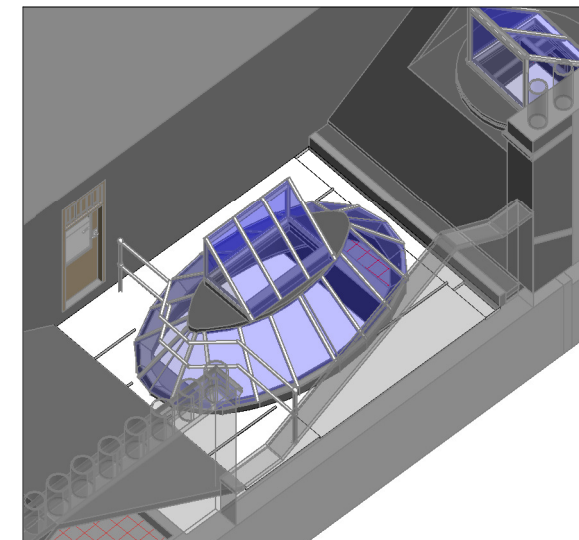
T1



4 Gutter 3D View - Back Wall



5 Gutter 3D View - Front Wall



6 Gutter 3D View - Rooflight