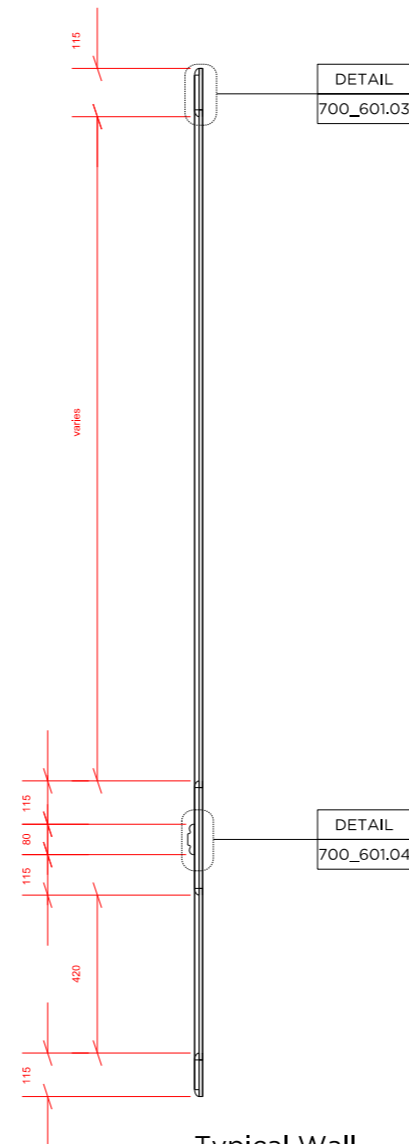
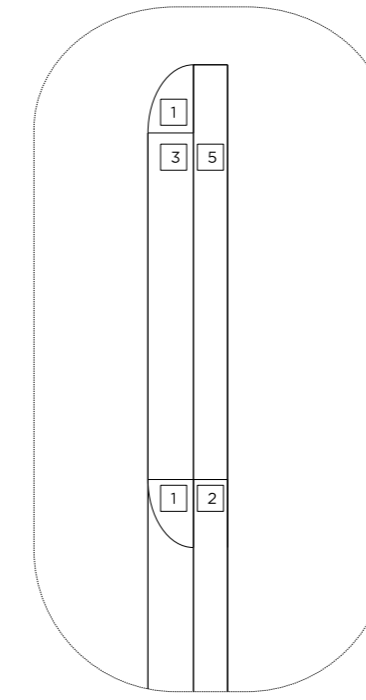


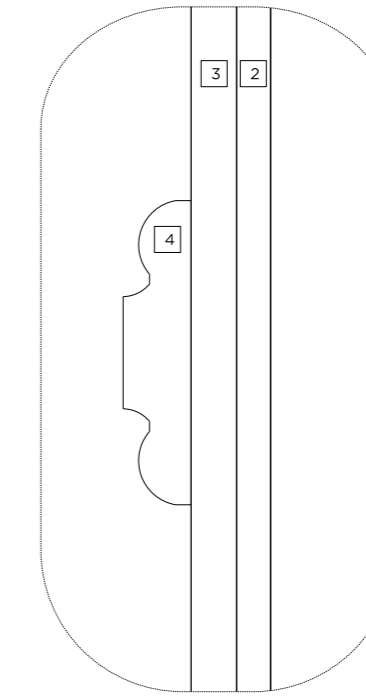
700_601
01 Typical Wall Panelling
Scale 1:20



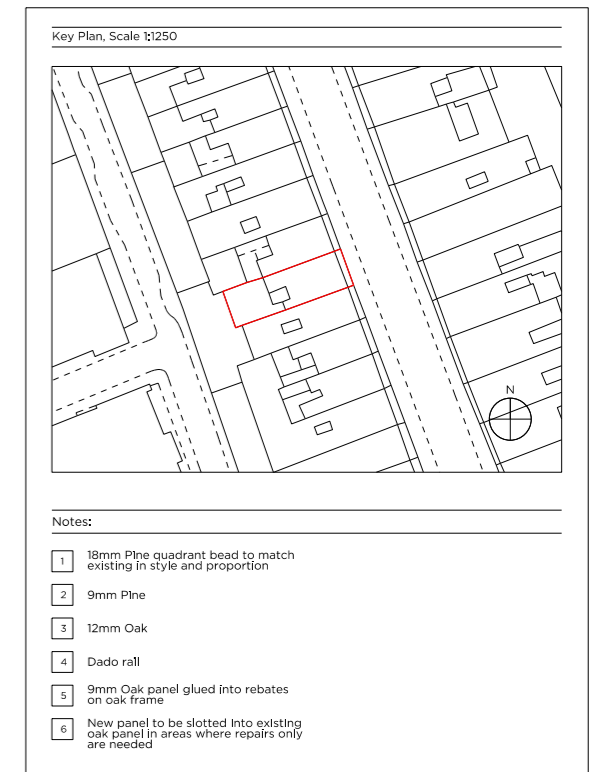
700_601
02 Typical Wall Panelling Section
Scale 1:20



700_601
03 Typical Wall Panelling Section Detail
Scale 1:2




700_601
04 Typical Wall Panelling Dado Rail Section Detail
Scale 1:2



700_601
05 Example of existing timber panelling in good condition
Bedroom II
r2.03



700_601
06 Example of existing timber panelling in good condition
Bedroom III
r2.05



700_601
07 Example of existing timber panelling needing full refurbishment
Master Bedroom
r1.02



700_601
08 Example of existing timber panelling needing full refurbishment
Master En-suite
r1.03

PLANNING

Project No. **17103**

Client **GFZ Investments Ltd.**

Date **January 2018**

Scale **A2**

Project **34 Great James Street**

Drawing Title: **Typical Wall Panelling**

Drawing No. **700_601** Rev. **-**

Drawn TMC	Approved MW	Signed
--------------	----------------	--------

Marek Wojciechowski Architects

66-68 Margaret Street W1W 8SR T. 020 7580 9336 www.mw-a.co.uk

Copyright Marek Wojciechowski Architects Limited. No implied license exists. This drawing should not be used to calculate areas for the purposes of valuation. All dimensions to be checked on site by the contractor and such dimensions to be their responsibility. Do not scale drawings. All work must comply with relevant British Standards and Building Regulations requirements. Drawing errors and omissions to be reported to the architect.