


Notes
 1. This drawing is the property of fabrik ltd. It must not be copied or reproduced without written consent.
 2. Only figured dimensions are to be taken from this drawing. All contractors must visit site and be responsible for taking and checking all dimensions related to the works shown on the drawing.
 3. This drawing uses coloured lines. Please do not rely on a monochrome copy.



01 Landscape Section AA Through Plaza
 L.400 SCALE 1:50@A1



01 Landscape Section AA Through Plaza
 L.400 SCALE 1:50@A1

fabrik
 First Floor
 4-8 Emerson Street
 London
 SE1 9DU
 T: 0207 620 1453
 E: london@fabrikuk.com
 W: www.fabrikuk.com

No.	Date	Reason
C.	2018.03.02	Issued for planning approval
B.	2017.08.22	Issued for planning approval
A.	2017.05.31	Issued for planning approval

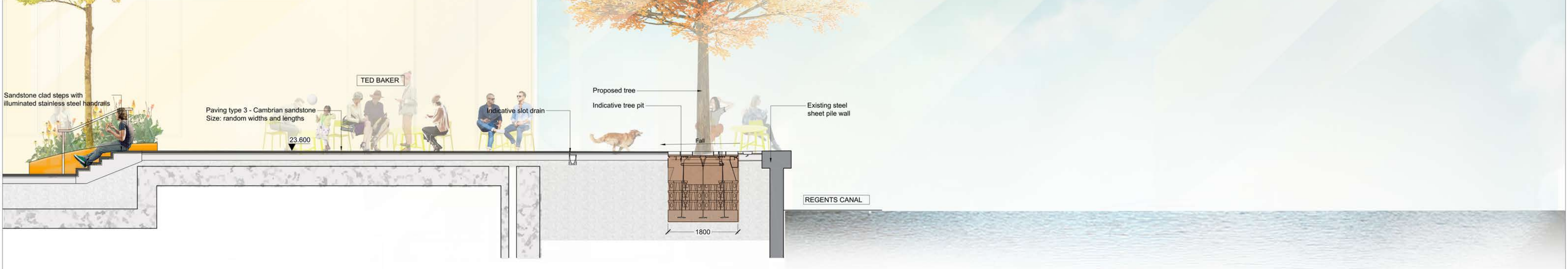
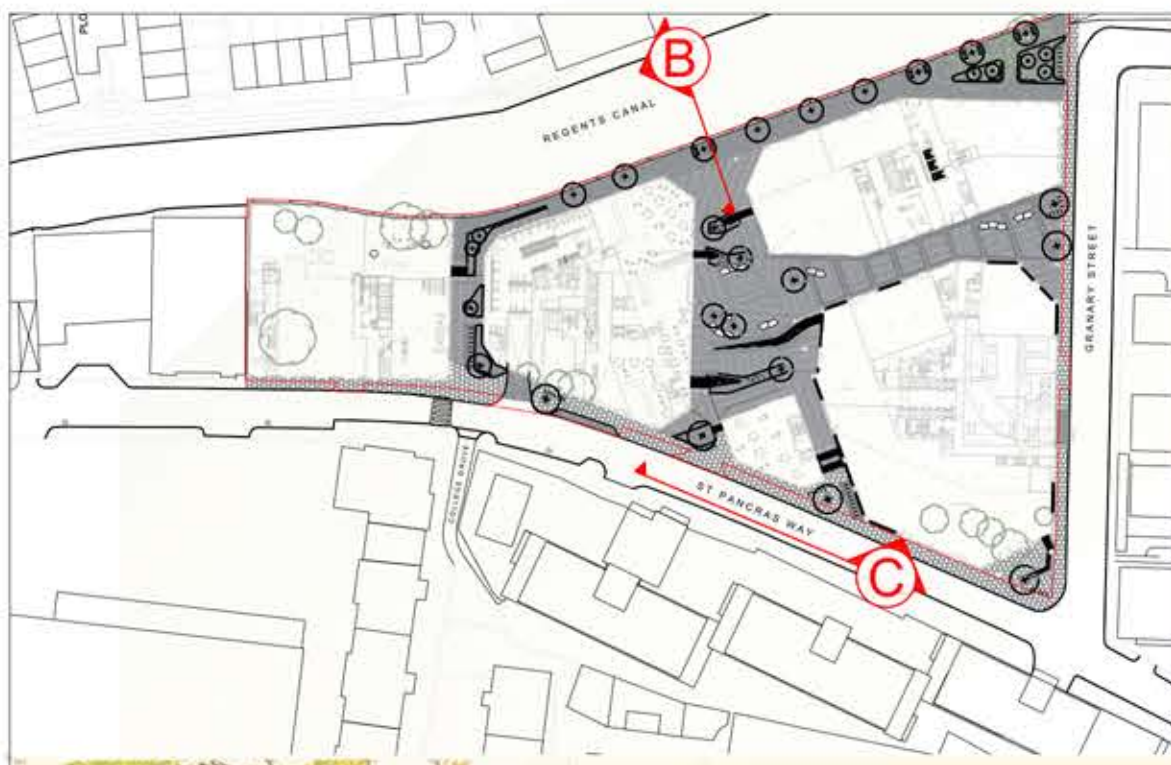
External References:
 -
 -

Project
 Transformation of the Ugly Brown Building, St Pancras Way for Reef Estates Limited
 Drawing
 Illustrative Site Section / Elevation
 Sheet 1 of 5

Scale	Date	Checked	Drawn
1:50 @ A1	Apr '17	JR	CG
Drawing No.	Revision		
D2477 L.400	C		

<input type="checkbox"/> Preliminary	<input type="checkbox"/> Issued for Design/Information
<input checked="" type="checkbox"/> Issued for Planning Approval	<input type="checkbox"/> Issued for Tender
<input type="checkbox"/> Issued for Construction	<input type="checkbox"/> As Built

Drawing sheet size - A1 Copyright Reserved ©



Notes

1. This drawing is the property of fabrik ltd. It must not be copied or reproduced without written consent.
2. Only figured dimensions are to be taken from this drawing. All contractors must visit site and be responsible for taking and checking all dimensions related to the works shown on the drawing.
3. This drawing uses coloured lines. Please do not rely on a monochrome copy.

01 Landscape Section BB Through Canal Edge and Plaza Interface
SCALE 1:50@A1



02 Landscape Elevation CC Towards Plaza
SCALE 1:50@A1

fabrik

First Floor
4-8 Emerson Street
London
SE1 9DU

T: 0207 620 1453
E: london@fabrikuk.com
W: www.fabrikuk.com

C. 2018.03.02 Issued for planning approval
B. 2017.08.22 Issued for planning approval
A. 2017.05.31 Issued for planning approval

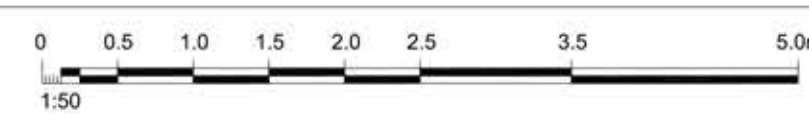
External References:
-
-


MB
CG
CG
Name

Project
Transformation of the Ugly Brown Building, St Pancras
Way for Reef Estates Limited

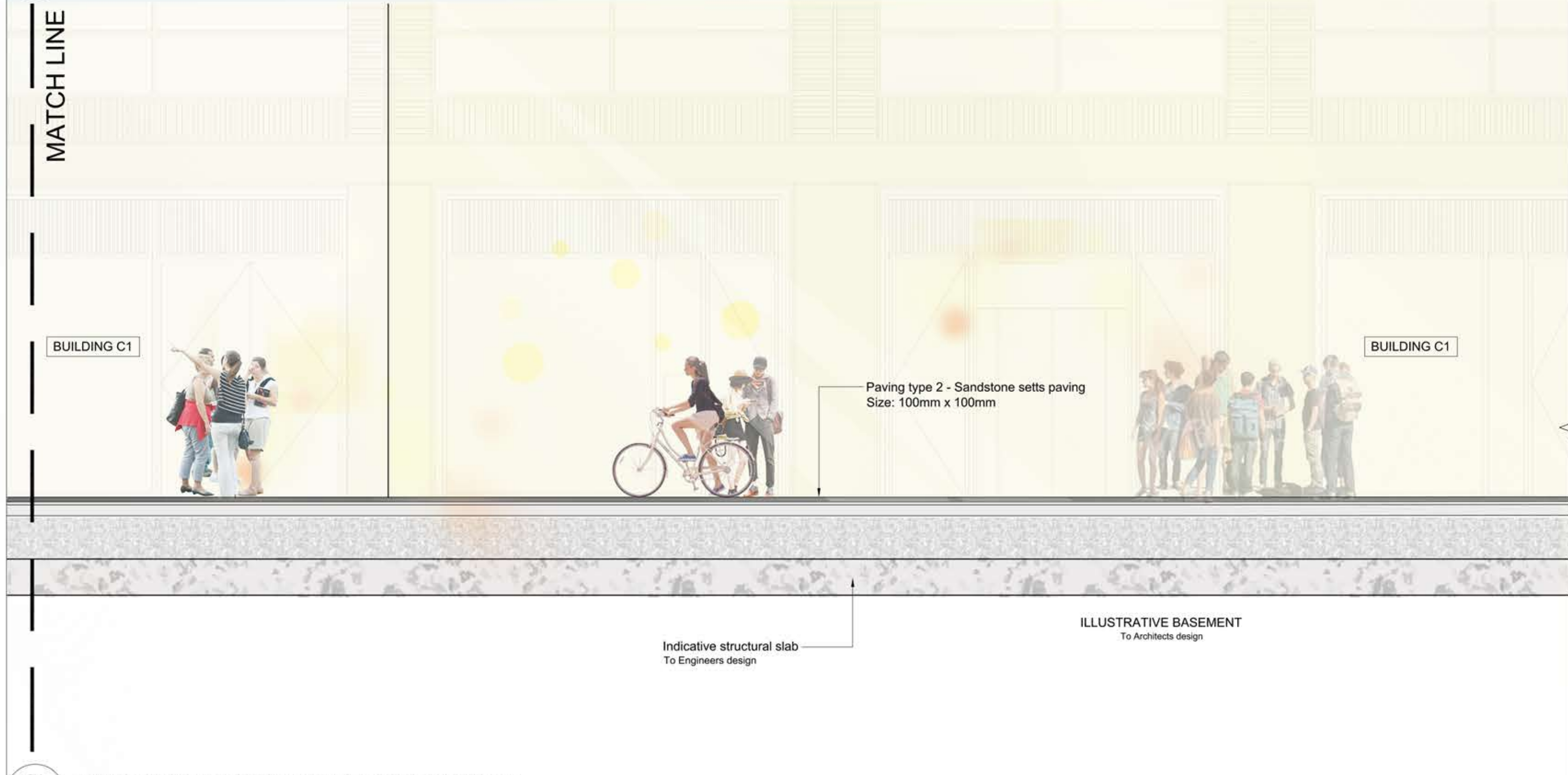
Drawing
Illustrative Site Section / Elevation
Sheet 2 of 5

Scale	Date	Checked	Drawn
1:50 @ A1	Apr '17	JR	CG
Drawing No. D2477 L.401		Revision C	
<input type="checkbox"/> Preliminary <input checked="" type="checkbox"/> Issued for Planning Approval <input type="checkbox"/> Issued for Construction		<input type="checkbox"/> Issued for Design/Information <input type="checkbox"/> Issued for Tender <input type="checkbox"/> As Built	
Drawing sheet size - A1		Copyright Reserved ©	

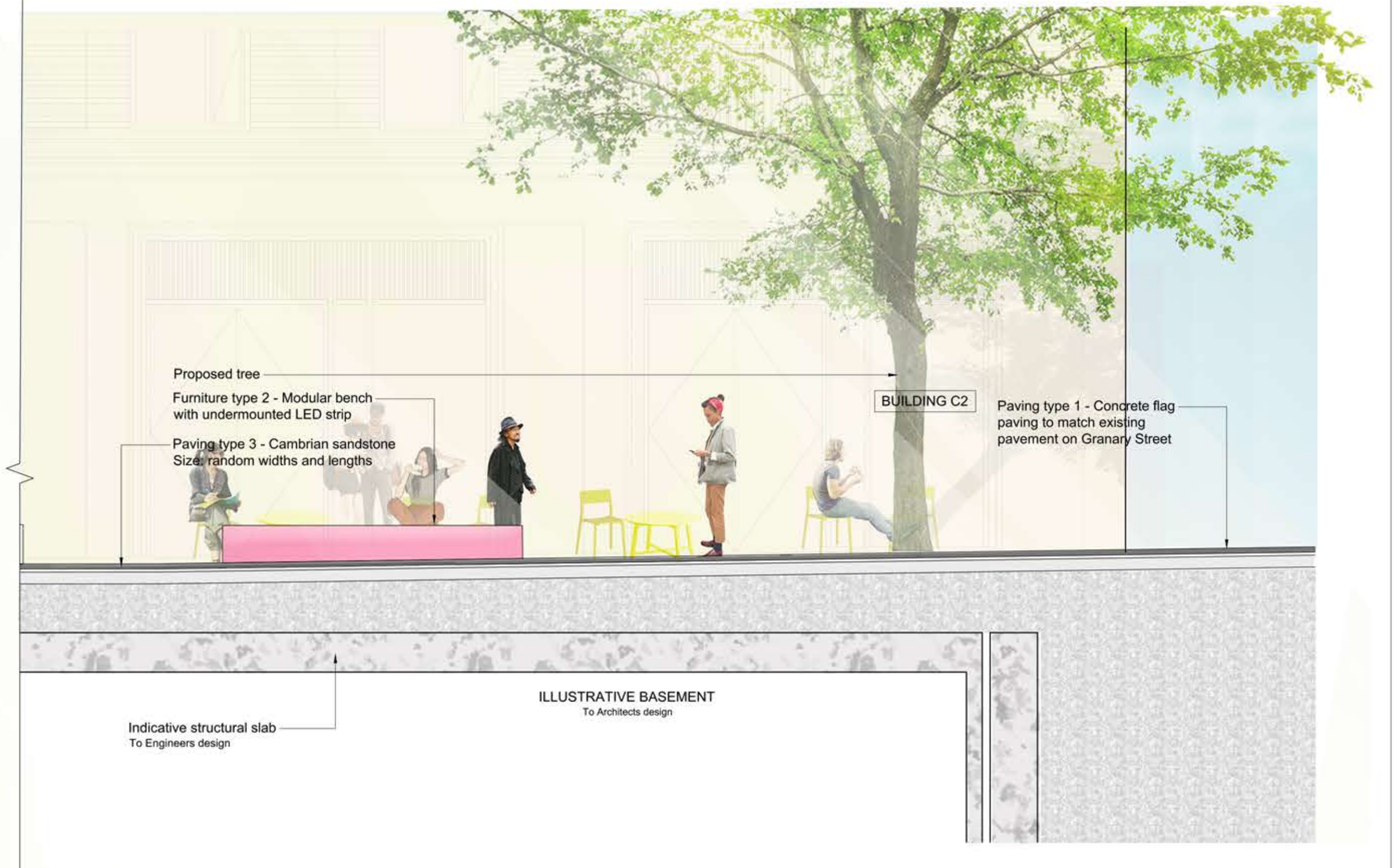




01 Landscape Section CC Through Plaza and Retail Street
L.402 SCALE 1:50@A1

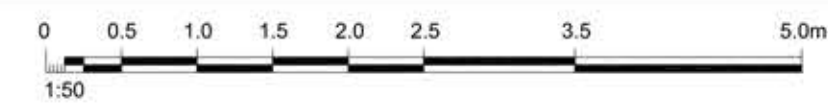


01 Landscape Section CC Through Plaza and Retail Street
L.402 SCALE 1:50@A1



fabrik

First Floor
4-8 Emerson Street
London
SE1 9DU
T: 0207 620 1453
E: london@fabrikuk.com
W: www.fabrikuk.com



No.	Date	Reason
C.	2018.03.02	Issued for planning approval
B.	2017.08.22	Issued for planning approval
A.	2017.05.31	Issued for planning approval

External References:
• -

MB
CG
CG
Name

Project
Transformation of the Ugly Brown Building, St Pancras
Way for Reef Estates Limited

Drawing
Illustrative Site Section / Elevation
Sheet 3 of 5

Scale
1:50 @ A1
Date
Apr '17
Checked
JR
Drawn
CG

Drawing No.
D2477 L.402
Revision
C

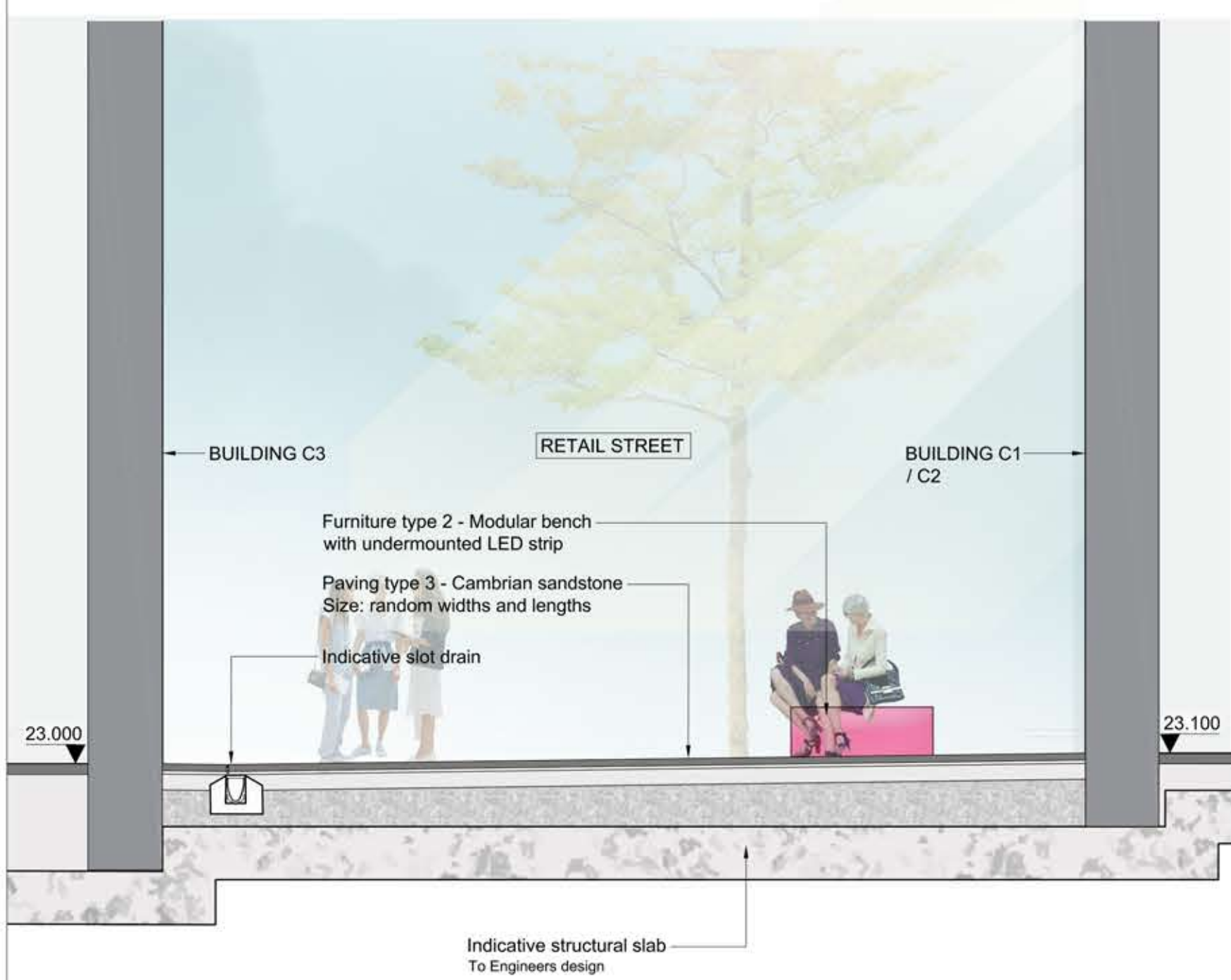
<input type="checkbox"/> Preliminary	<input type="checkbox"/> Issued for Design/Information
<input checked="" type="checkbox"/> Issued for Planning Approval	<input type="checkbox"/> Issued for Tender
<input type="checkbox"/> Issued for Construction	<input type="checkbox"/> As Built

Drawing sheet size - A1
Copyright Reserved ©

- Notes**
1. This drawing is the property of fabrik ltd. It must not be copied or reproduced without written consent.
 2. Only figured dimensions are to be taken from this drawing. All contractors must visit site and be responsible for taking and checking all dimensions related to the works shown on the drawing.
 3. This drawing uses coloured lines. Please do not rely on a monochrome copy.



01 Landscape Section DD Through Canal Garden
SCALE 1:50@A1




02 Landscape Section EE Through Retail Street
SCALE 1:50@A1



03 Landscape Section FF Through Canal Edge
SCALE 1:50@A1

fabrik

First Floor
4-8 Emerson Street
London
SE1 9DU
T: 0207 620 1453
E: london@fabrikuk.com
W: www.fabrikuk.com



No.	Date	Reason
C.	2018.03.02	Issued for planning approval
B.	2017.08.22	Issued for planning approval
A.	2017.05.31	Issued for planning approval

External References:
-
-

MB
CG
CG
Name

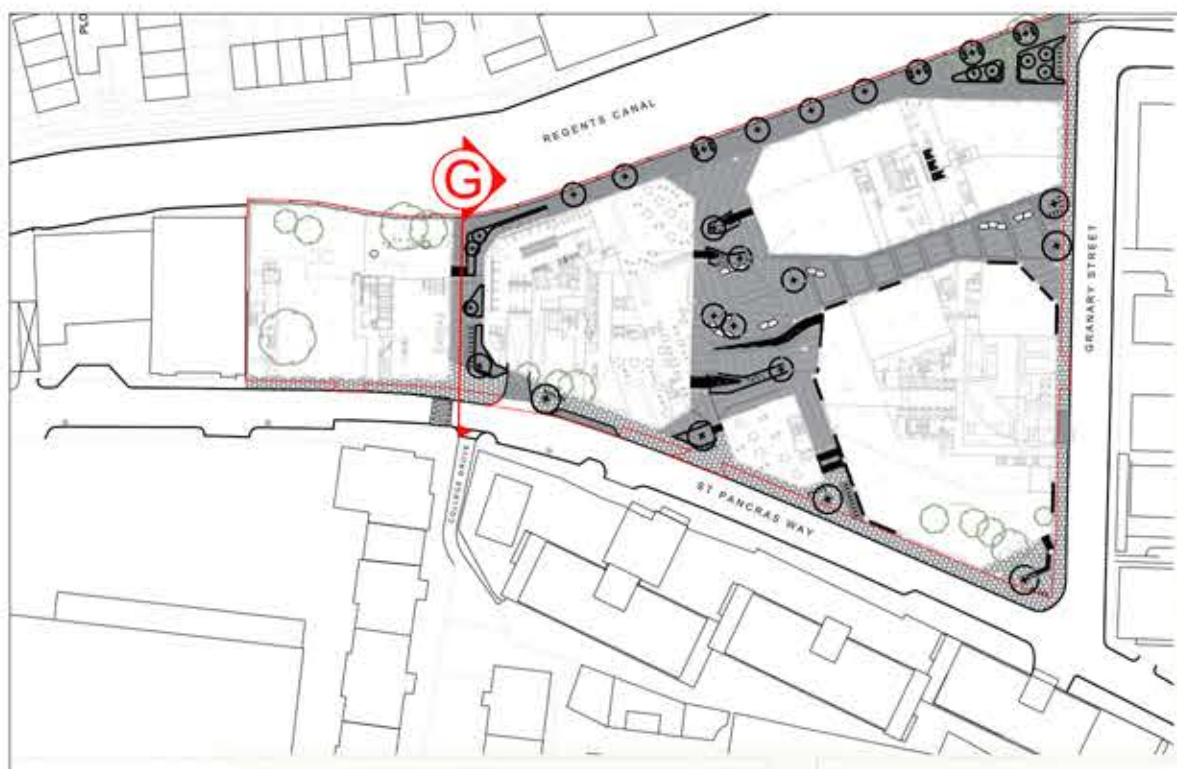
Project
Transformation of the Ugly Brown Building, St Pancras
Way for Reef Estates Limited

Drawing
Illustrative Site Section / Elevation
Sheet 4 of 5

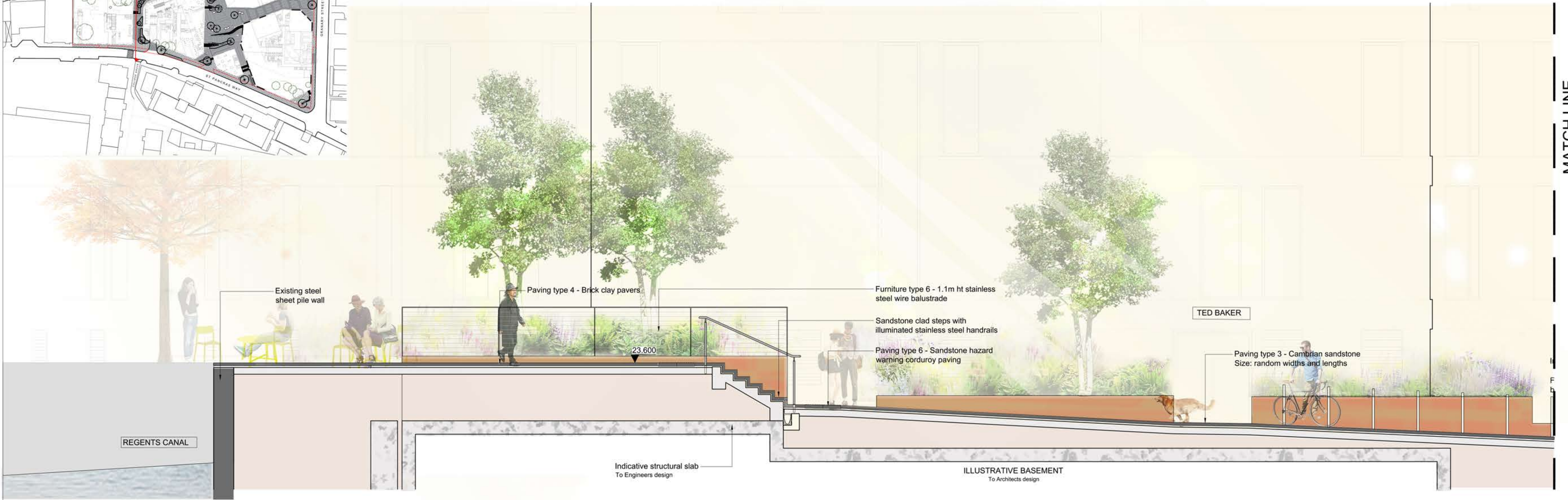
Scale	Date	Checked	Drawn
1:50 @ A1	Apr '17	JR	CG
Drawing No.	Revision		
D2477 L.403	C		

<input type="checkbox"/> Preliminary	<input type="checkbox"/> Issued for Design/Information
<input checked="" type="checkbox"/> Issued for Planning Approval	<input type="checkbox"/> Issued for Tender
<input type="checkbox"/> Issued for Construction	<input type="checkbox"/> As Built

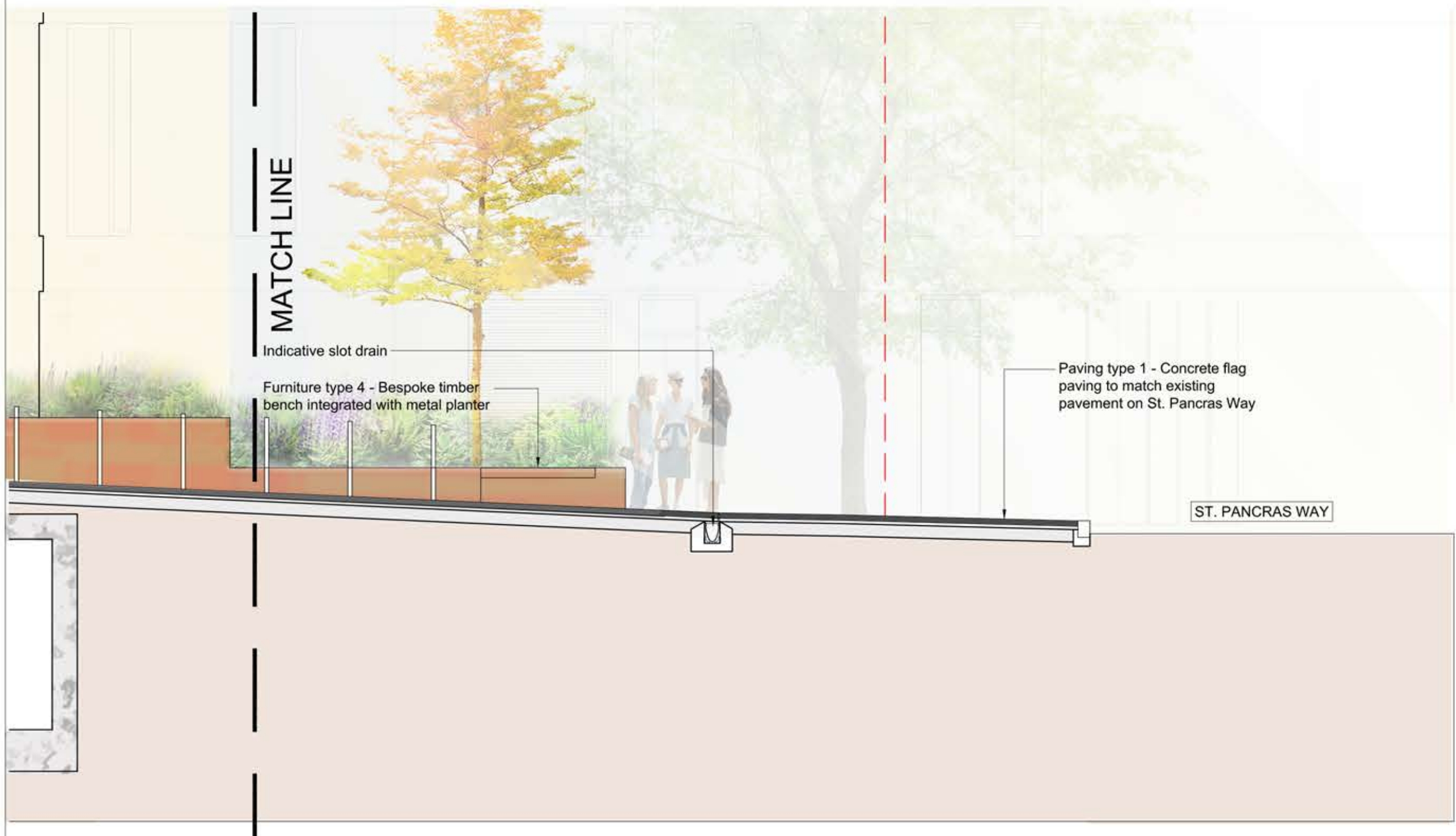
Drawing sheet size - A1 Copyright Reserved ©



- Notes**
1. This drawing is the property of fabrik ltd. It must not be copied or reproduced without written consent.
 2. Only figured dimensions are to be taken from this drawing. All contractors must visit site and be responsible for taking and checking all dimensions related to the works shown on the drawing.
 3. This drawing uses coloured lines. Please do not rely on a monochrome copy.



01 Landscape Section GG Through North Street
L.404 SCALE 1:50@A1



01 Landscape Section GG Through North Street
L.404 SCALE 1:50@A1

fabrik
First Floor:
4-8 Emerson Street
London
SE1 9DU
T: 0207 620 1453
E: london@fabrikuk.com
W: www.fabrikuk.com

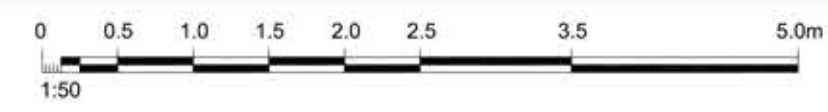
Revisions

No.	Date	Reason
C.	2018.03.02	Issued for planning approval
B.	2017.08.22	Issued for planning approval
A.	2017.05.31	Issued for planning approval

External References:

-

MB
CG
CG
Name



Project
Transformation of the Ugly Brown Building, St Pancras
Way for Reef Estates Limited

Drawing
Illustrative Site Section / Elevation
Sheet 5 of 5

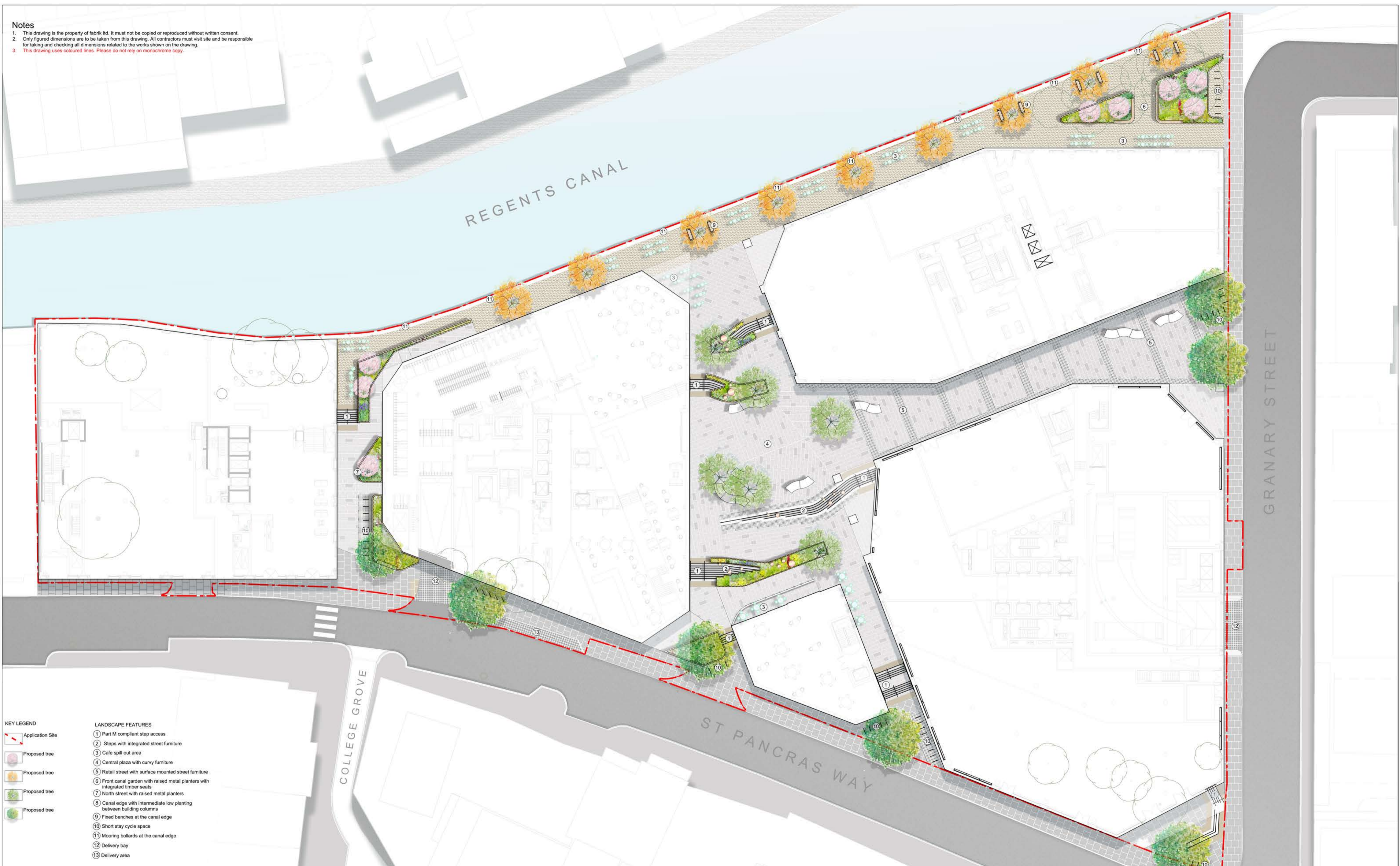
Scale	Date	Checked	Drawn
1:50 @ A1	Apr '17	JR	CG
Drawing No.	Revision		
D2477 L.404	C		

<input type="checkbox"/> Preliminary	<input type="checkbox"/> Issued for Design/Information
<input checked="" type="checkbox"/> Issued for Planning Approval	<input type="checkbox"/> Issued for Tender
<input type="checkbox"/> Issued for Construction	<input type="checkbox"/> As Built

Drawing sheet size - A1 Copyright Reserved ©

Notes

1. This drawing is the property of fabrik ltd. It must not be copied or reproduced without written consent.
2. Only figured dimensions are to be taken from this drawing. All contractors must visit site and be responsible for taking and checking all dimensions related to the works shown on the drawing.
3. This drawing uses coloured lines. Please do not rely on monochrome copy.



- KEY LEGEND**
- Application Site
 - Proposed tree
 - Proposed tree
 - Proposed tree
 - Proposed tree
- LANDSCAPE FEATURES**
- 1 Part M compliant step access
 - 2 Steps with integrated street furniture
 - 3 Cafe spill out area
 - 4 Central plaza with curvy furniture
 - 5 Retail street with surface mounted street furniture
 - 6 Front canal garden with raised metal planters with integrated timber seats
 - 7 North street with raised metal planters
 - 8 Canal edge with intermediate low planting between building columns
 - 9 Fixed benches at the canal edge
 - 10 Short stay cycle space
 - 11 Mooring bollards at the canal edge
 - 12 Delivery bay
 - 13 Delivery area

fabrik

First Floor
4-8 Emerson Street
London
SE1 9DU

T: 0207 620 1453
E: london@fabrikuk.com
W: www.fabrikuk.com



No.	Date	Reason
C.	2018.03.02	Issued for planning approval
B.	2017.08.21	Issued for planning approval
A.	2017.05.31	Issued for planning approval

External References:
• - 1603_P_100.dwg

MB
MB
CG
Checked

Project
Transformation of the Ugly Brown Building, St Pancras Way for Reef Estates Limited

Drawing
Landscape Colour Masterplan

Scale	Date	Checked	Drawn
1:250 @ A1	MAY '17	JR	CG

Drawing No.	Revision
D2477 L.100	C

- | | |
|--|--|
| <input type="checkbox"/> Preliminary | <input type="checkbox"/> Issued for Design/Information |
| <input checked="" type="checkbox"/> Issued for Planning Approval | <input type="checkbox"/> Issued for Tender |
| <input type="checkbox"/> Issued for Construction | <input type="checkbox"/> As Built |
- Drawing sheet size - A1 Copyright Reserved ©

TYPICAL PLANTING TO BE SELECTED FROM A PALETTE INCLUDING:

Note: This indicative planting palette reflects the environmental conditions expected in the planting locations, whilst also complementing the aesthetic of the hard landscape materials and architectural palette. The palette has been developed in reference to advice within Camden's Biodiversity Action Plan and surrounding resources such as Camley Street Natural Park and aims to be inclusive of the goals of being wildlife friendly and being predominately composed of native species. Non-native species that are known harmful invasives will be completely avoided. The planting style will generally be in swaths of species intended to appear natural.

Proposed Trees	Species	Size/Spec	Girth	Condition
Ac	Acer campestre	Clear stem	20-25cm	CG
Bj	Betula utilis var. Jacquemontii	Multi-stem	20-25cm	RB
Gt	Gleditsia triacanthos	Clear stem	5mht minimum	RB, 2m clear stem
Ph	Platanus x hispanica	Clear stem	35-40cm	RB, 2m clear stem

Proposed Shrub, Grass and Perennial Planting	Species	Size/Specification	Density/m2	Condition
A	Anemone nemorosa	C5	5	CG
A	Alchemilla mollis	C3	7	CG
A	Armeria maritima 'thrift'	C5	5	CG
A	Aurinia saxatilis	C5	5	CG
A	Asarum europaeum	C2	11	CG
A	Asplenium scolopendrium	C3	7	CG
A	Calamagrostis 'Karl Foerster'	C5	5	CG
A	Carex pendula	C5	5	CG
A	Ceanothus ruber	C5	5	CG
A	Chimonanthus praecox 'Luteus'	C7.5	3	CG
A	Cornus sanguinea 'Midwinter Fire'	C5	5	CG
A	Deschampsia cespitosa	C7.5	3	CG
A	Digitalis purpurea	C5	5	CG
A	Dryopteris erythrosora	C3	7	CG
A	Escallonia rubra 'Crimson Spire'	C7.5	3	CG
A	Epimedium perralaticum 'Trottoirlet'	C3	7	CG
A	Fuchsia magellanica var. gracilis 'Aurea'	C5	5	CG
A	Hostia devon green	C3	7	CG
A	Lavandula angustifolia 'Hidcot'	C5	5	CG
A	Ligustrum vulgare 'Lodense'	C3	7	CG
A	Liriope Ingwersen	C3	7	CG
A	Olearia x haastii	C5	5	CG
A	Pachyandra terminalis	C3	7	CG
A	Polystichum polyblepharum	C5	5	CG
A	Polypodium vulgare	C3	7	CG
A	Stachys officinalis	C3	7	CG
A	Viburnum davidii	C7.5	5	CG

Proposed Climbers	Species	Size/Specification	Density/m2	Condition
H	Hedera helix	C5	5	CG

Proposed Bulb Planting	Species	Size/Specification	Density/m2	Condition
N	Narcissus pseudonarcissus	topsize	10	CG
C	Crocus sp.	topsize	10	CG

- Notes:**
- Any works outside of the project redline are shown indicatively for design intent purposes and are subject to the London Borough of Camden Highways Approval and S278 agreement.
 - All product references are to be 'or similar approved.'
 - All doors opening outward to be installed with door protections.
 - This drawing is the property of fabrik. It must not be copied or reproduced without written consent.
 - This drawing shall be read in conjunction with all relevant contract drawings and fabrik Landscape Specification with any conflicting information to be brought to the attention of fabrik before work commences.
 - All dimensions are in millimeters unless otherwise specified.
 - Only figured dimensions are to be taken from this drawing. All contractors must visit site and be responsible for taking and checking all dimensions related to the works shown on the drawing.
 - All dimensions and sizes of units to be verified by the contractor on shop drawings for each element before the commencement of works.
 - All concrete structures/members to structural engineer's/architect's detail.
 - All supports/fittings to manufacturer's/engineer's detail.
 - All tree supporting measures to contractor design and approved by fabrik Ltd. and the engineers.
 - All trees/shrubs/hedges planted at nursery level.
 - All stone paving to meet BS EN 1341 - 1342 requirements.
 - All paving patterns are illustrative and subject to design development.
 - This Drawing uses coloured lines. Please do not rely on a monochrome copy.



KEY LEGEND - PROPOSED HARD LANDSCAPE

- Application Site
- Building Overhang
- EPR: Existing paving retained and made good as necessary
- PT1: Paving type 1 - Concrete flag paving to match specification of existing Camden Standard pedestrian paving along St Pancras Way
- PT2: Paving type 2 - Sandstone cropped setts paving. Size: 100mm x 100mm
- PT3: Paving type 3 - Cambrian Sandstone. Size: Mix of widths - 130mm, 450mm, 600mm x variable lengths
- PT4: Paving type 4 - Bricks clay pavers. Size: 215x52x70mm
- PT5: Paving type 5 - Hazard warning stainless steel blister tactile paving. Size: 400x400mm.
- PT6: Paving type 6 - Sandstone hazard warning corduroy flag paving. Size: 400x400mm
- PT7: Paving type 7 - Granite Setts to Camden Highways Standard.
- ET1: Edge type 1 - Granite kerb to match existing. Transitions and radius as required, 125mm raised. Size: 205 (w) x 255 (d) x 915 (l)
- ET1a: Edge type 1a - Granite kerb installed flush with adjacent paving. Size: 205 (w) x 255 (d) x 915 (l)
- ET2: Edge type 2 - Granite kerb to be retained / replaced if necessary with similar installed, 125mm raised. Size: 205 (w) x 255 (d) x 915 (l)
- WT1: Wall type 1 - Raised metal edge planter wall. Height: Varies, Max. 600mm above adjacent level

- FT1: Furniture type 1 - LED illuminated street furniture fixed onto ground.
- FT2: Furniture type 2 - Modular bench with illuminated LED.
- FT3: Furniture type 3 - Timber bench with armrest and backrest
- FT4: Furniture type 4 - Bespoke timber bench integrated with metal edge planter
- FT5: Furniture type 5 - Stainless steel cycle stands
- FT6: Furniture type 6 - Stainless steel wire balustrade 1100mm height
- FT7: Furniture type 7 - Mooring bollards. Positions and numbers shown indicatively, to be agreed in consultation with Canal&River Trust / London Borough of Camden.
- FT8: Furniture type 8 - Recessed tree pit
- LT1: Lighting type 1 - Wall / column mounted light
- LT2: Lighting type 2 - Plant uplighter
- LT3: Lighting type 3 - Handrail light refer to S for location
- LT4: Lighting type 4 - LED light refer to FT1 for location

Note: Lighting layout is indicative only and to be developed by lighting engineer.

KEY LEGEND - PROPOSED SOFT LANDSCAPE - refer to D2477 L.200 for specification

- Proposed ornamental shrub planting
- Existing tree to be removed
- Platanus x hispanica
- Geditsia triacanthos
- Acer campestre
- Sorbus aria

fabrik

0 1 2.5 5 7.5 10 15 20m north

Project: Transformation of the Ugly Brown Building, St Pancras Way for Reef Estates Limited

Drawing: Typical Hard and Soft Landscape General Arrangement Plan - Sheet 1 of 2

Scale: 1:200 @ A1

Date: May '17

Checked: JR

Drawn: CG

Revision: C

External References: - 1603_P_100.dwg

MB MB CG Name

Scale: 1:200 @ A1

Date: May '17

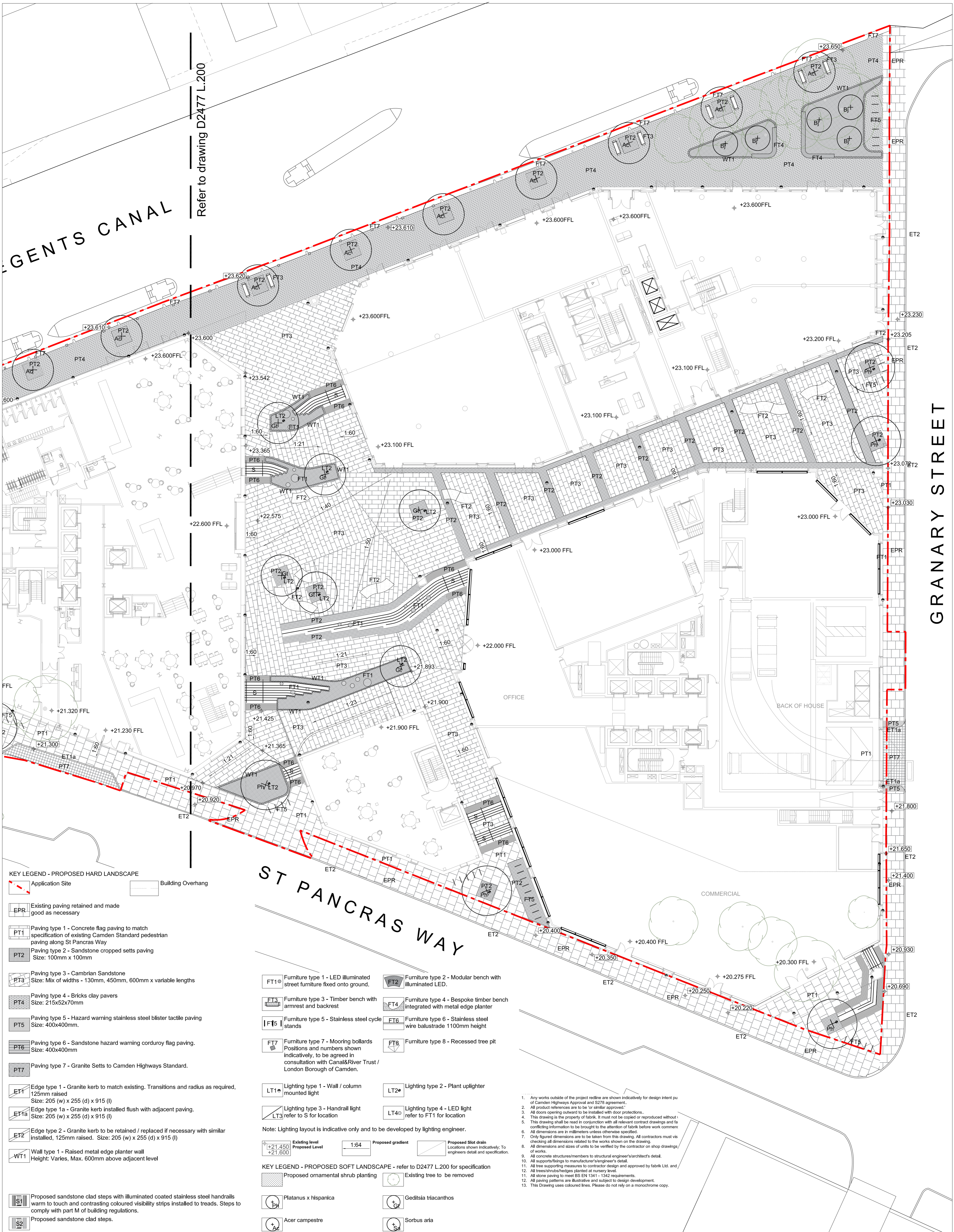
Checked: JR

Drawn: CG

Revision: C

Drawing No.: D2477 L.200

Copyright Reserved ©



KEY LEGEND - PROPOSED HARD LANDSCAPE

Application Site	Building Overhang
Existing paving retained and made good as necessary	
Paving type 1 - Concrete flag paving to match specification of existing Camden Standard pedestrian paving along St Pancras Way	
Paving type 2 - Sandstone cropped setts paving Size: 100mm x 100mm	
Paving type 3 - Cambrian Sandstone Size: Mix of widths - 130mm, 450mm, 600mm x variable lengths	
Paving type 4 - Bricks clay pavers Size: 215x52x70mm	
Paving type 5 - Hazard warning stainless steel blister tactile paving Size: 400x400mm.	
Paving type 6 - Sandstone hazard warning corduroy flag paving. Size: 400x400mm	
Paving type 7 - Granite Setts to Camden Highways Standard.	
Edge type 1 - Granite kerb to match existing. Transitions and radius as required, 125mm raised. Size: 205 (w) x 255 (d) x 915 (l)	
Edge type 1a - Granite kerb installed flush with adjacent paving. Size: 205 (w) x 255 (d) x 915 (l)	
Edge type 2 - Granite kerb to be retained / replaced if necessary with similar installed, 125mm raised. Size: 205 (w) x 255 (d) x 915 (l)	
Wall type 1 - Raised metal edge planter wall Height: Varies, Max. 600mm above adjacent level	

KEY LEGEND - PROPOSED SOFT LANDSCAPE - refer to D2477 L.200 for specification

Proposed ornamental shrub planting	Existing tree to be removed
Platanus x hispanica	Geditsia triacanthos
Acer campestre	Sorbus aria

fabrik

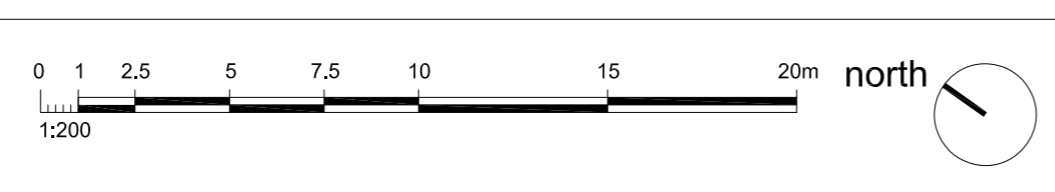
First Floor
4-8 Emerson Street
London
SE1 9DU

T: 0207 620 1453
E: london@fabrikuk.com
W: www.fabrikuk.com

C. 2018.03.02 Issued for planning approval
B. 2017.08.22 Issued for planning approval
A. 2017.05.31 Issued for planning approval

No. Date Reason
Revisions

External References:
• 1603_P_100.dwg



Project
Transformation of the Ugly Brown Building, St Pancras Way for Reef Estates Limited

Drawing
Typical Hard and Soft Landscape General Arrangement Plan - Sheet 2 of 2

Scale 1:200 @ A1	Date May '17	Checked JR	Drawn CG
Drawing No. D2477 L.201	Revision C		
<input type="checkbox"/> Preliminary	<input type="checkbox"/> Issued for Design/Information	<input type="checkbox"/> Issued for Tender	<input type="checkbox"/> As Built
<input checked="" type="checkbox"/> Issued for Planning Approval	<input type="checkbox"/> Issued for Construction	Copyright Reserved ©	