

SELECTION MATRIX

environlite 1.1.25AC T3-1750

31 March 2017

Acoustic enclosures for Split AC/ASHP Unit Applications

CUSTOMER:	SITE / LOCATION / REFERENCE

ORIGINAL EQUIPMENT MANUFACTURERS PUBLISHED DATA					
MAKE, MODEL, DIMENSIONS, AIR FLOW & SOUND PRESSURE LEVEL @1.0M FREE FIELD					
MAKE:		MODEL:		AIR IN	AIR OUT
Fujitsu		AJYA54LALH		Rear & 1 Side	Front
WIDTH (MM)	DEPTH (MM)	HEIGHT (MM)	AIRFLOW (M ² S ⁻¹)	SPL dB(A)	DISTANCE (M)
970	370	1334	1.91	53	1

INNER CUBE DIMENSIONS		
1150	450	1685
WIDTH (MM)	DEPTH (MM)	HEIGHT (MM)
1.91	1.0	53
AIRFLOW (M ² S ⁻¹)	DISTANCE (M)	SPL dB(A)

ENCLOSURE DETAIL		
1850	1100	1750
WIDTH (MM)	DEPTH (MM)	HEIGHT (MM)
1.91	1.0	27
AIRFLOW (M ² S ⁻¹)	DISTANCE (M)	SPL dB(A)

INLET AIRWAYS		
1685	300	1
WIDTH (MM)	HEIGHT (MM)	NO.

DESIGN CRITERIA		
OK	OK	OK
UNIT SIZE	OUTLET	INLET

OUTLET AIRWAYS		
300	1685	1
WIDTH (MM)	HEIGHT (MM)	NO.

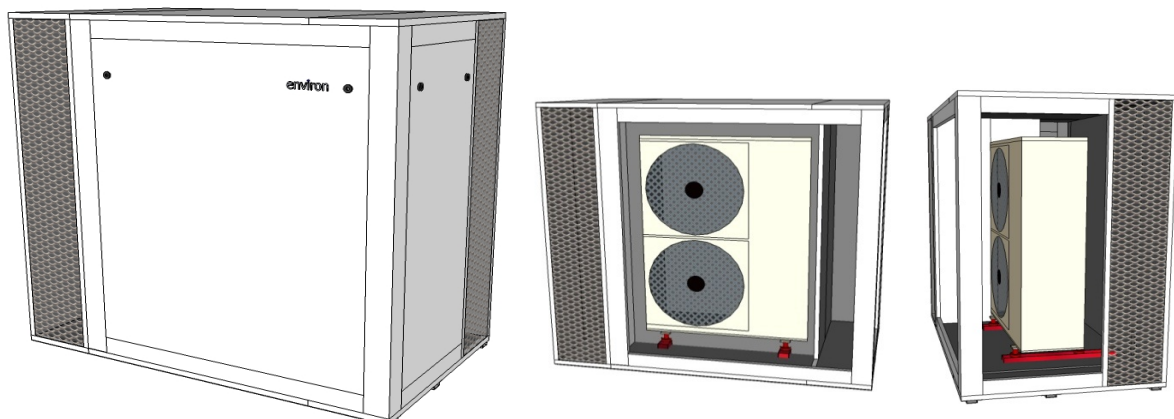
AIRFLOW INFORMATION		
17	3.8	3.8
PD (NM ⁻²)	OUTLET (MS ⁻¹)	INLET (MS ⁻¹)

Select Inlet & Outlet Airway Sizes to Ensure Airflows are kept Below 6.0m/s

ENCLOSURE INFORMATION	
	INLET AIRWAY
	OUTLET AIRWAY
	EXTERNAL SIZE
INDUCTIVE SOUND LEVEL RANGE @ 1 M (Free Field)**	

WIDTH (MM)	DEPTH (MM)	HEIGHT (MM)
300		1685
300		1685
1850	1100	1750
27	SPL dB(A) SOUND PRESSURE	

NOTES CONCERNING ENCLOSURE DESIGN



environ acoustic designs are protected under patent

The information contained in this Selection Matrix is Confidential and shall not be disclosed or used for any unauthorised purposes

SELECTION MATRIX

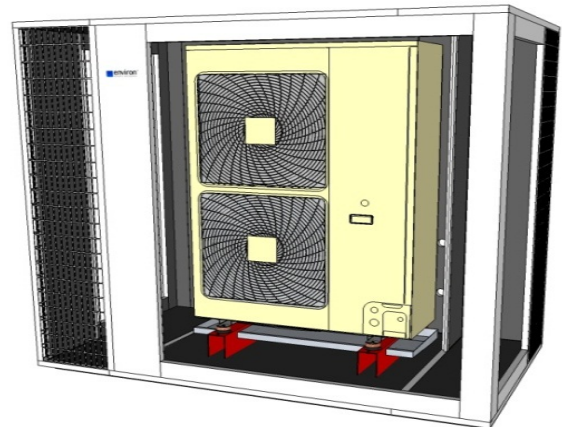

environlite 1.1.25AC T3-1750

Acoustic enclosures for Split AC Unit Applications

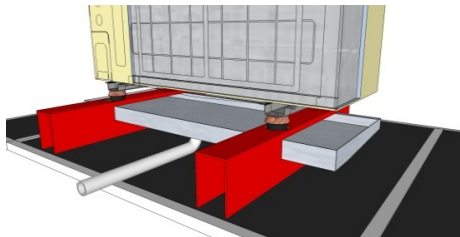
Friday, 31 March 17

Exterior Colour

Any RAL/BS Colour

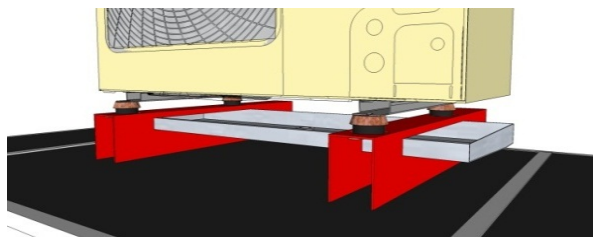


System/Electrical/Condensate Services



Optional Extras

Condensate Drain Pan
Drain Pan Heater Tape



Anti Vibration Mounts