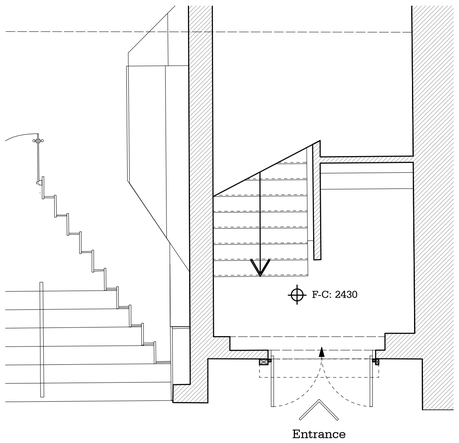

6 GE.00 **Entrance Level Plan (Existing)**
1:50/1:100 @ A1/A3

1 GE.00 **Elevation (Existing)**
1:200/1:400 @ A1/A3

2 GE.00 **Elevation (Existing)**
1:50/1:100 @ A1/A3

1. Timber frame, glass panal door. Grey
2. Existing roller shutter
3. White render walls

1. DRAWING TO BE READ IN CONJUNCTION WITH ALL OTHER ARCHITECT'S AND STRUCTURAL ENGINEERS / CONSULTANT INFORMATION.

2. DO NOT SCALE FROM THIS DRAWING. ALL DIMENSIONS & S/O's ARE TO BE CHECKED & CONFIRMED ON SITE BY CONTRACTOR AND/OR FABRICATORS PRIOR TO INSTALLATION

KEY:

Existing walls

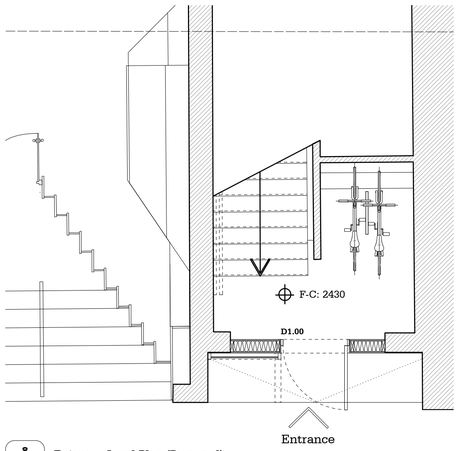

8 GE.00 **Entrance Level Plan (Proposed)**
1:50/1:100 @ A1/A3

7 GE.00 **Elevation (Proposed)**
1:200/1:400 @ A1/A3

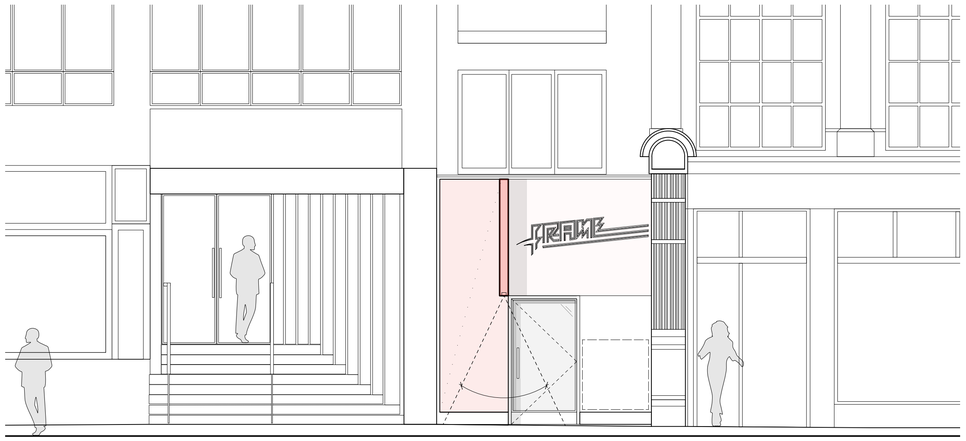

3 GE.00 **Elevation (Proposed)**
1:50/1:100 @ A1/A3

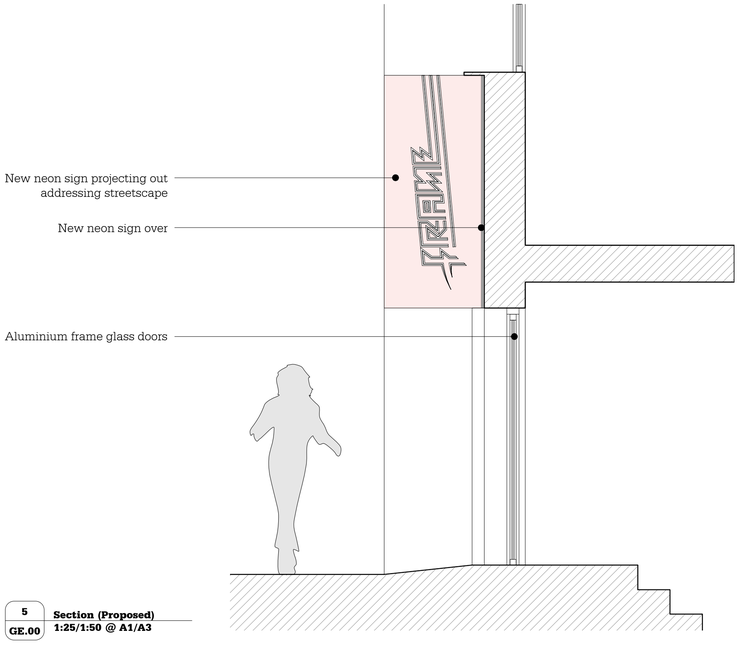

5 GE.00 **Section (Proposed)**
1:25/1:50 @ A1/A3

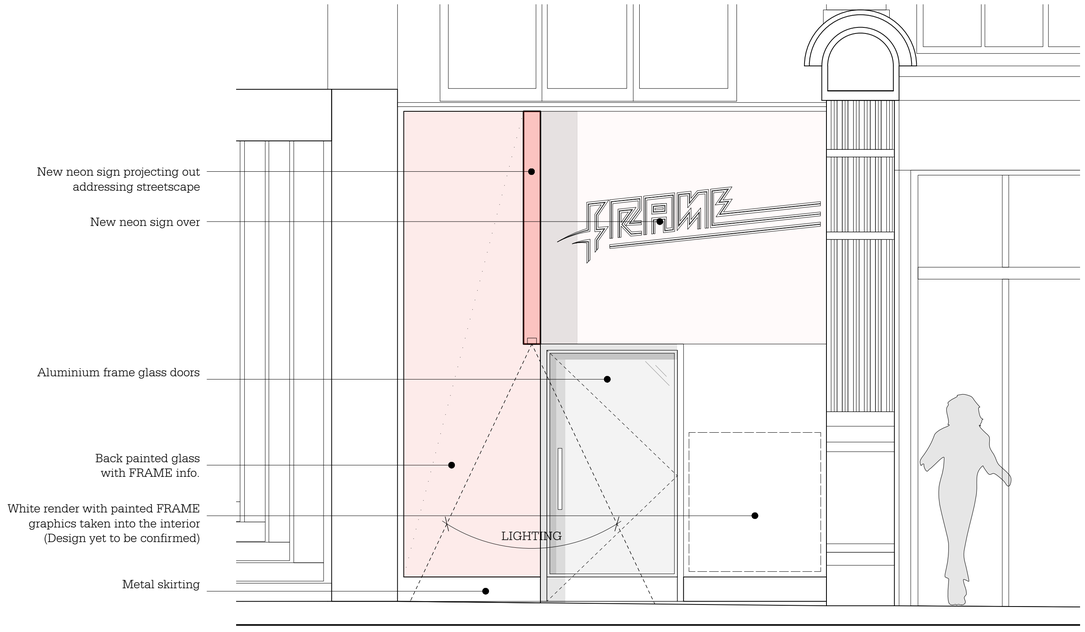

4 GE.00 **Elevation (Proposed)**
1:25/1:50 @ A1/A3

Studio Webb
ARCHITECTS LIMITED

T : +44 (0)20 3176 0708

E : info@studio-webb.co.uk
W : www.studio-webb.co.uk

FOR **FRAME GYM**

This drawing is the property of Studio Webb Architects Ltd. Copyright is reserved & this drawing is issued on the condition that it is not copied, reproduced, retained or disclosed to any unauthorised person, either wholly or in part, without our consent. Do not scale from this drawing, check all dimensions on site. If in any doubt, contact the author.

REV	DATE	NOTES
-	-	-
-	-	-
-	-	-
-	-	-
-	-	-
-	-	-
-	-	-
-	-	-
-	-	-

PROJECT	**FRAME, Farringdon Rd**
TITLE	**FRONT ELEVATION**
STATUS	**INFORMATION**

DATE	SCALE	PROJECT NO.	DRAWING NO.	REVISION
02/18	**1:50/100 @A1/A3**	**17025**	**GE.00**	**-**