
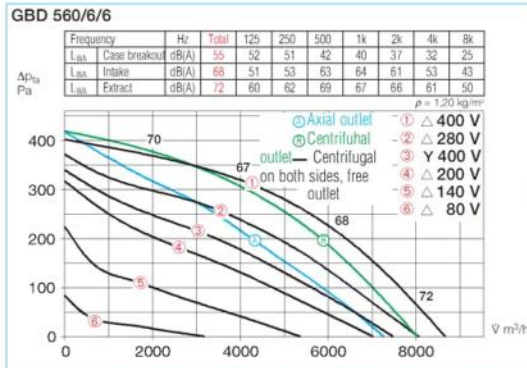
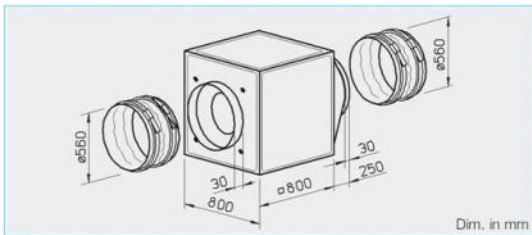


560 mm ø GigaBox centrifugal fan



NEW!



■ Specification

■ Casing

Self-supporting frame construction made from aluminium hollow section. Double skinned, 20 mm strong side panel made from galvanised steel plate, soundproof and heat insulated through coating with non flammable mineral wool. Intake with mouth for ideal inlets as well as connectors and flexible sleeve for installation to ducts. Extract with spigot (from rectangular to circular) for low-loss escape and flexible sleeve for prevention of impact sound transfer. Simple positioning through load hooks as standard.

□ Impeller

Free-wheeling centrifugal high performance impeller with backwards curved polymer blades made from galvanised steel plate, direct powering. Energy-efficient at low noise development. It is dynamical together with the motor to DIN ISO 1940 T.1 – quality grade 2.5.

□ Motor

Maintenance-free external rotor motor in protection to IP 54. Thermal overload protection through built-in thermo contacts. Ball bearings and radio interference-free.

□ Electrical connection

Terminal box on the motor as standard, protection to IP 54.

□ Motor protection

Motors have thermal contacts wired to the terminal block and must be connected to a motor protection unit.

□ Speed control

All models are speed controllable using voltage reduction with transformer controller. The 3 ph.-models can operated on two speed controllers through Y/Δ wiring (accessories to DS 2 or full motor protection unit M4). The voltage steps are given in the performance curve.

□ Mounting

Mounting position in any position and flexible installation through five possible discharge directions of the spigot.

For wall mounting the wall bracket has to be used (accessory). It is possible to set up an outlet water repellent roof and grille (accessory).

■ Sound levels

Above the performance curves the sound power levels are given in total and spectrum for:

- sound level case breakout
- sound level intake
- sound level extract

Within the performance curve the sound power level (on intake) is given for the transformer speed steps. In the table below there is also to find

- case breakout level at 4 m (free-field conditions).

■ Accessory

Wall bracket for wall mounting.
GB-WK 560 Ref.No. 5626

Water repellent extract grille.
GB-WSG 560 Ref.No. 5640

Water repellent roof outlet.
GB-WSD 560 Ref.No. 5749

Condensate tray with spigot for duct/ hose connection.
GB-KW 560 Ref.No. 5645

Reversing and on/off switch for double-rotating Y/Δ-switchable 3 Phase fans.
Type DS 2²⁾ Ref.No. 1351

Type	Ref.No.	Air flow volume (FID)	R.P.M.	Sound press. level case breakout	Motor powering	Current full load	speed controlled	Wiring diagram	Maximum air flow temperature full load	Nominal weight (net)	5 step transformer controller with motor protect.unit	Full motor protection unit using the thermal contacts	
		V m³/h	min⁻¹	dB(A) at 4 m	kW	A	A	No.	+°C	+°C	Type Ref.No.	Type Ref.No.	
2 speed motor, 3 Phase motor, 3-, 400 V, 50 Hz, Y/Δ-motor, protection to IP 54													
GBD 560/6/6	5522	7800/8640	690/870	35	0,51/0,80	0,90/1,90	1,90	867	60	60	RDS 4 1316	TSD 3,0 1502	M4¹⁾ 1571
GBD 560/4/4	5521	11500/12590	1110/1350	44	1,70/2,50	2,80/4,80	4,90	867	55	45	RDS 7 1578	TSD 7,0 1504	M4¹⁾ 1571

¹⁾ incl. operation and reversing switch

²⁾ required full motor protection unit: model MD, No. 5849