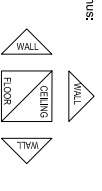




GENERAL NOTES:

- G1 For Site and Grid setting out refer to AVXXXX/3000
- G2 All dimensions to be checked on site
- G3 Any discrepancies between drawings to be reported to the Architect immediately.
- G4 All Levels are above Ordnance datum (AOD)
New Levels are shown thus: [20.349]
Existing Levels are shown thus: [EX.20.345]
Retained Existing Levels: [EX.20.349]
- G5 Use figured dimensions only; Do not scale from drawings. IF IN DOUBT, ASK.
- G6 Refer to Engineers drawings for all structural and services information.
- G7 For tolerances see the Design Drawings and Specifications
- G8 For elements of work subject to Contractor's Design, this drawing is indicative of the Visual & performance requirements only. The Contractor is responsible for the detailed design and co-ordination of the installation of the work shown. The Contractor shall provide design drawings, contract terms and contract documents.
- G9 Room numbers are shown thus: [T15]
- G10 Door(D) & Window (W) References
Door No. [DL-G-006 60] Fire Rating [R402] Homogeneity Type [IWS-01]
- G11 Clear height to be shown thus [2700]
- G12 T Sheet Reference shown thus [IWS-01]
- G13 Finishes are shown thus:

- G14 Settling Out Points shown thus: [SOP]
- G15 Refer to AVXXXX/3100 for T Sheet references, and to AVXXXX/3110 to 3167 for Architectural Specifications.

NOTES:

-  Existing Wall
-  New Wall

Date	Revision	Status

EDWARD WILLIAMS ARCHITECTS

45 Notting Hill Gate, London, W11 3LD
E: enr@edwardwilliamsarchitects.com

Project: 1 Spencer Rise

Subject: Existing Ground Floor

Scale: 1 : 100 @ A3

Sort Code	Drawing No.	Revision
A/1SR	0200	A

