

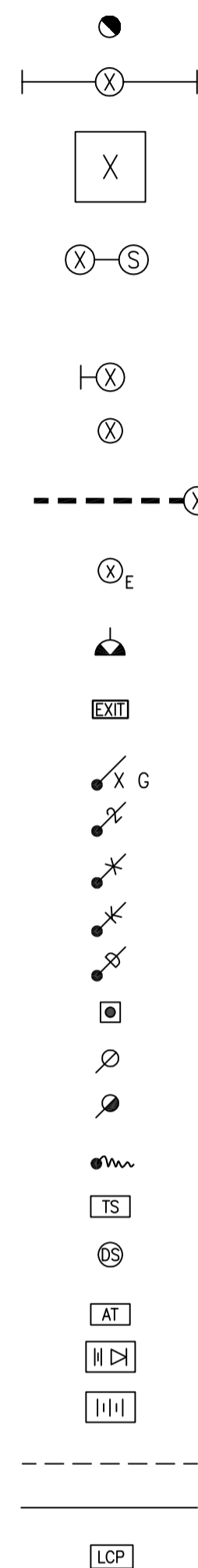
LEGEND OF ELECTRICAL SYMBOLS

NOTES

THIS IS A STANDARD LEGEND & SYMBOLS SHOWN WILL ONLY APPEAR ON LAYOUT DRAWINGS WHEN APPLICABLE

LIGHTING

- ('X' DENOTES LUMINAIRE TYPE - REFER TO SCHEDULE OF LUMINAIRES)
- EXISTING LUMINAIRE TO BE RE-USED
- LINEAR FLUORESCENT LUMINAIRE
- MODULAR LUMINAIRE
- LUMINAIRE WITH PROGRAMMABLE ECO SENSOR TO DIM + SWITCH ON MOVEMENT & AMBIENT LIGHT LEVEL
- WALL LUMINAIRE
- POINT SOURCE LUMINAIRE
- DECORATIVE STRIPLIGHT
- SUFFIX E LUMINAIRE WITH 3 HOUR STANDBY INVERTER PACK
- 5 AMPERE UNSWITCHED ROUND PIN SOCKET OUTLET
- SELF CONTAINED MAINTAINED 3 HOUR EMERGENCY ESCAPE SIGN
- ONE WAY SWITCH. (X DENOTES No OF GANGS)
- TWO WAY SWITCH
- INTERMEDIATE SWITCH
- KEY SWITCH
- DIMMER SWITCH
- LIGHTING CONTROL SYSTEM KEYPAD
- PHOTOCCELL SWITCH
- PASSIVE INFRA RED SWITCH
- PULL CORD SWITCH
- TIME SWITCH
- WARDROBE DOOR SWITCH
- EMERGENCY LIGHT AUTO-TEST SWITCH
- STATIC INVERTER SYSTEM
- CENTRAL BATTERY
- CIRCUIT LINE
- SWITCH LINE
- LIGHTING CONTROL SYSTEM PANEL



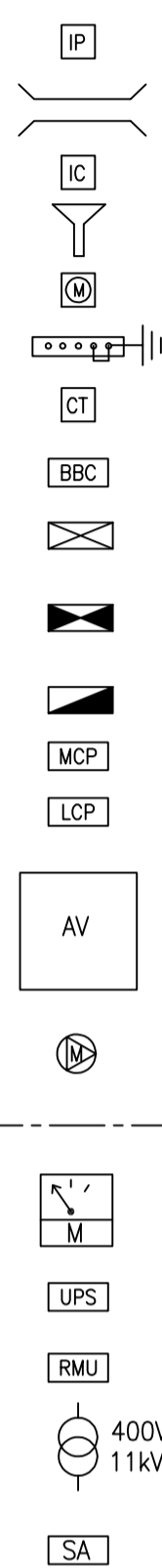
POWER

- 13A SINGLE UNSWITCHED SOCKET OUTLET
N = NEON INDICATOR
K = KEY LOCKED COVER
- 13A SINGLE SWITCHED SOCKET OUTLET
- 13A DOUBLE SWITCHED SOCKET OUTLET
- 13A DOUBLE SWITCHED SOCKET OUTLET WITH DOUBLE USB OUTLET
- 13A SINGLE UNSWITCHED SOCKET BEHIND APPLIANCE L/L
- 13A SWITCHED SOCKET OUTLET WITH INTEGRAL RCD
- 13A SINGLE UNSWITCHED FUSED CONNECTION UNIT
- 13A SINGLE SWITCHED FUSED CONNECTION UNIT
- FUSED CONNECTION UNIT WITH SINGLE UNSWITCHED SOCKET OUTLET
- 20A DP SWITCHED SOCKET OUTLET
- 32A DP SWITCHED SOCKET OUTLET
- 45A DP SWITCHED SOCKET OUTLET
- GRID SWITCH
- 3 POLE FAN ISOLATION SWITCH
- INDUSTRIAL CEE TYPE PLUG & SOCKET (LETTER DENOTES PHASE. No. DENOTES CURRENT RATING)
- EARTH BONDING POINT
- ISOLATOR/SWITCH DISCONNECTOR (LETTER DENOTES PHASE. No. DENOTES CURRENT RATING)
- 45A CONNECTION UNIT
- COOKER CONTROL UNIT
- COOKER CONTROL UNIT WITH COOKER CONNECTION OUTLET BELOW
- SHAVER SOCKET
- FLEX OUTLET PLATE
- MULTI GANG FILTER SOCKET (X DENOTES No OF GANG)
- TRANSFORMER
- FAN
- MIRROR DEMISTER



MAINS DISTRIBUTION

- INSPECTION/CABLE DRAW PIT
- (N)mm DIA. PIPE DUCT BELOW GROUND
- INSPECTION CHAMBER DRAW PIT BELOW GROUND
- D.N.O. ELECTRICITY CUT-OUT
- ELECTRICITY SUPPLY METER
- EARTH TERMINAL BAR
- CT CHAMBER
- BUS-BAR CHAMBER
- MAIN OR MULTI SERVICE HEAD PANEL
- SUB-MAIN PANEL
- DISTRIBUTION BOARD/CONSUMER UNIT
- MECHANICAL CONTROL PANEL
- LIFT CONTROL PANEL
- AUDIO VISUAL/VOICE/DATA ENCLOSURE
- MOTOR
- SUB MAIN CABLE
- MULTIMETER TO MEASURE (KVA, Kwhr, PF, KVA; A; V)
- UN-INTERRUPTABLE POWER SUPPLY
- HIGH VOLTAGE RING MAIN UNIT
- HIGH VOLTAGE TRANSFORMER
- 230V/400V - SURGE ARRESTOR



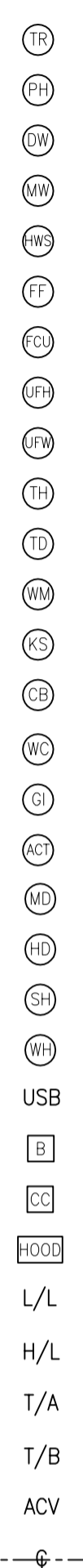
FIRE ALARM SYSTEMS

- SMOKE DETECTOR 24 VOLT SYSTEM
- SMOKE DETECTOR/SOUNDER BASE 24 VOLT SYSTEM
- SMOKE DETECTOR/SOUNDER BASE/BEACON 24 VOLT SYSTEM
- HEAT DETECTOR 24 VOLT SYSTEM
- HEAT DETECTOR/SOUNDER BASE 24 VOLT SYSTEM
- HEAT DETECTOR/SOUNDER BASE/BEACON 24 VOLT SYSTEM
- 12/24V INTERFACE RELAY UNIT
- XENON BEACON
- FLAME/UV DETECTOR
- BREAK GLASS UNIT 24 VOLT SYSTEM
- FIRE ALARM SOUNDER 24 VOLT SYSTEM
- FIRE ALARM BELL 24 VOLT SYSTEM
- FIRE ALARM PANEL 24 VOLT SYSTEM
- FIRE ALARM REPEATER PANEL 24 VOLT SYSTEM
- FA MAGNETIC DOOR HOLDER
- END OF LINE DEVICE
- ASPIRATING SMOKE DETECTION AIR SAMPLING POINT
- ASD PIPEWORK
- ASPIRATED SMOKE DETECTION CONTROL PANEL
- INFRA-RED BEAM SMOKE DETECTOR 24 VOLT SYSTEM
- CARBON MONOXIDE/SOUNDERBASE/BEACON
- HUSH TEST UNIT FOR MAINS INTERLINKED SMOKE ALARM
- 230V MAINS INTERLINKED BATTERY BACKED SMOKE & ALARM
- 230V MAINS INTERLINKED BATTERY BACKED HEAT & ALARM
- 230V INTERFACE UNIT
- INTRUDER ALARM GENERAL RESET




ANNOTATIONS

- TOWEL RAIL
- PANEL HEATER
- DISHWASHER
- MICROWAVE
- HOT WATER CYLINDER
- FRIDGE FREEZER
- FAN COIL UNIT
- UNDER FLOOR HEATING
- UNDER FLOOR WARMING
- TRACE HEATING
- TUMBLE DRYER
- WASHING MACHINE
- KICKSPACE HEATER
- COLD WATER BOOSTER
- WINE COOLER
- GAS IGNITION
- ABOVE COUNTER TOP
- MIRROR DEMISTER PAD
- HAND DRYER
- SUPPLY AIR DUCT HEATER
- WATER HEATER
- USB SOCKET
- BOILER
- COOLING CONDENSER
- EXTRACT HOOD
- LOW LEVEL
- HIGH LEVEL
- TO ABOVE
- TO BELOW
- ABOVE CEILING VOID
- CENTRE LINE



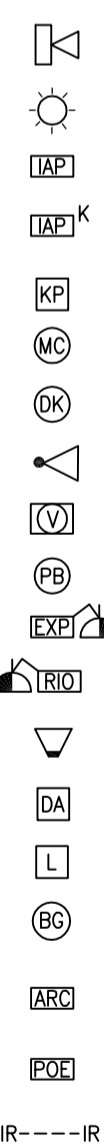
ACCESS CONTROL

- DOOR ENTRY CALL PANEL - SEE SPECIFICATION FOR TYPE
- DOOR ENTRY ANSWER STATION - SEE SPECIFICATION FOR TYPE
- DOOR ENTRY POWER SUPPLY UNIT
- EGRESS BUTTON (GREEN)
- BREAK GLASS EGRESS (GREEN)
- KEYPAD
- BELL PUSH
- FOB KEY ACCESS PAD
- DOOR BELL & TRANSFORMER



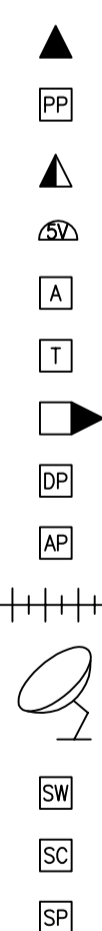
INTRUDER ALARM SYSTEMS

- SECURITY SOUNDER
- SECURITY BEACON
- INTRUDER ALARM PANEL WITHOUT KEY PAD
- INTRUDER ALARM PANEL WITH KEY PAD
- KEYPAD
- MAGNETIC REED CONTACT
- ELECTRO-MAGNETIC DOOR KEEP
- DUAL-TEC DETECTOR
- WINDOW VIBRATION SENSOR
- PANIC ALARM BUTTON
- EXPANDER UNITS
- REMOTE IN & OUT CABLING UNIT
- EXTERNAL SOUNDER BEACON
- EXTERNAL DOOR ALARM WITH CONTACTS FOR REMOTE LINK
- SECURITY SAFE 'LIMPET' DETECTOR
- BREAK GLASS DETECTOR
- DUAL PATH ARC TRANSMITTER
- POE SWITCH
- INFRA RED BEAM



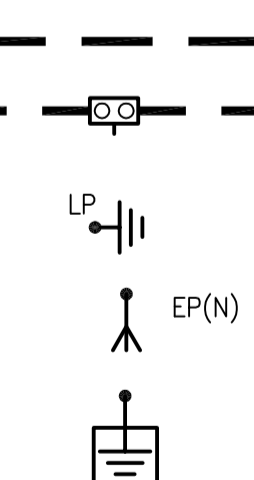
VOICE & DATA & AUDIO - VISUAL SYSTEMS

- TWIN RJ45 OUTLET
- PATCH PANEL
- SINGLE RJ11 OUTLET
- 5 VOLT USB SOCKET
- AMPLIFIER
- TUNER
- VOICE SYSTEM PROCESSOR
- VOICE DISTRIBUTION POINT
- WIRELESS ACCESS POINT
- TV TERRESTRIAL AERIAL
- SATELLITE TV DISH
- WALL SPEAKER
- CEILING SPEAKER
- SWIMMING POOL SPEAKER



LIGHTNING PROTECTION (LPS)

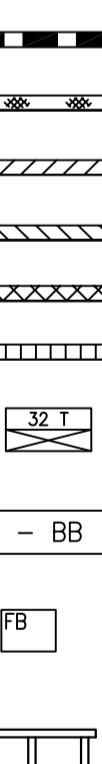
- L.P.S. TAPE
- L.P.S. TEST POINT
- BONDING POINT
- FINIAL
- LIGHTNING PROTECTION EARTH ROD (N) DENOTES REF.



TRUNKING

SIZE, RATING & No OF COMPARTMENTS SHOWN ON DRAWING

- DADO TRUNKING
- CABLE TRAY FIXED TO UNISTRUT BRACKETS
- OVERHEAD TRUNKING
- 100 x 50mm X COMP'T SKIRTING TRUNKING
- CABLE BASKET FIXED TO UNISTRUT BRACKETS
- TRUNKING IN FALSE CEILING
- BUSBAR TRUNKING TAP OFF UNIT DENOTING FUSE SIZE & 'T' FOR TPN OR 'S' FOR SPN
- BUS-BAR TRUNKING
- FLOORBOX (No SOCKETS DENOTED INSIDE BOX. REFER TO OTHER SPECIALIST DRAWINGS FOR TEL/DATA/AV REQUIREMENTS)
- CABLE LADDER



CCTV

- CLOSED CIRCUIT TELEVISION CAMERA 'F' DENOTES FIXED 'PT2' DENOTES PAN/TILT/ZOOM
- DIGITAL VIDEO RECORDER
- MONITOR
- SECURITY ROOM PC
- CAMERA MATRIX UNIT
- DOOR BELL & TRANSFORMER



ASSISTANCE ALARM SYSTEM

- DDA ALARM PULL CORD
- ALARM RESET BUTTON
- WALL-MOUNTED, NURSE CALL - STAFF TO STAFF, & RESET WITH HANDHELD UNIT
- ALARM INDICATOR LAMP UNIT
- ALARM PUSH UNIT



PL	INITIAL ISSUE (PLANNING)	J.G. JAN '18	M.W. JAN '18	M.W. JAN '18
REV.	DESCRIPTION	DRAWN + DATE	CHECKED + DATE	APPROVED + DATE

Edward Pearce
CONSULTING ENGINEERS

Edward Pearce LLP
Old School House
35 Ewell Road
Surbiton, Surrey KT6 6AF
Tel: 020 8390 6244
Fax: 020 8390 1329
www.edwardpearce.com

Client
THE ESTATE OFFICE

Project Title
**24 HEATH DRIVE
LONDON
NW3 7SB**

Drawing Title
ELECTRICAL SYMBOLS LEGEND

	Scale	Drawing Status
	N.T.S.	FOR PLANNING
Drawing No.	Revision	
16117/E01	PL	