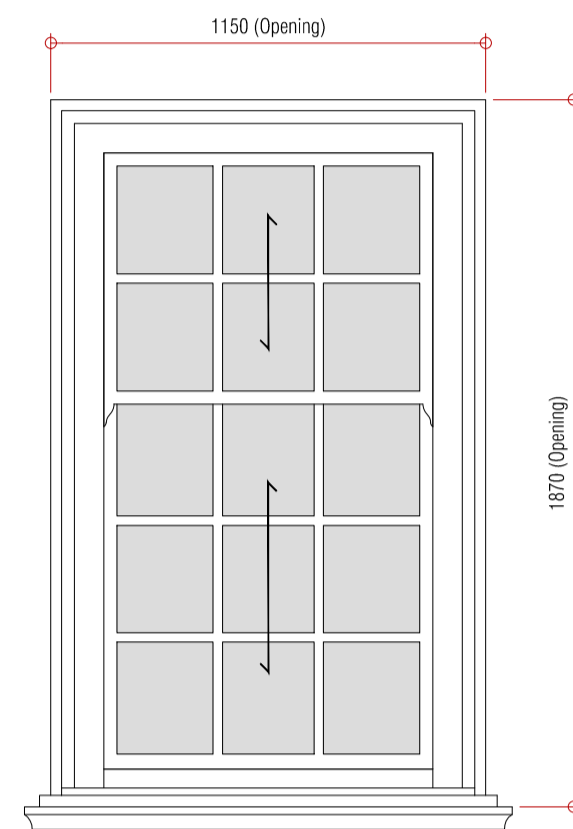
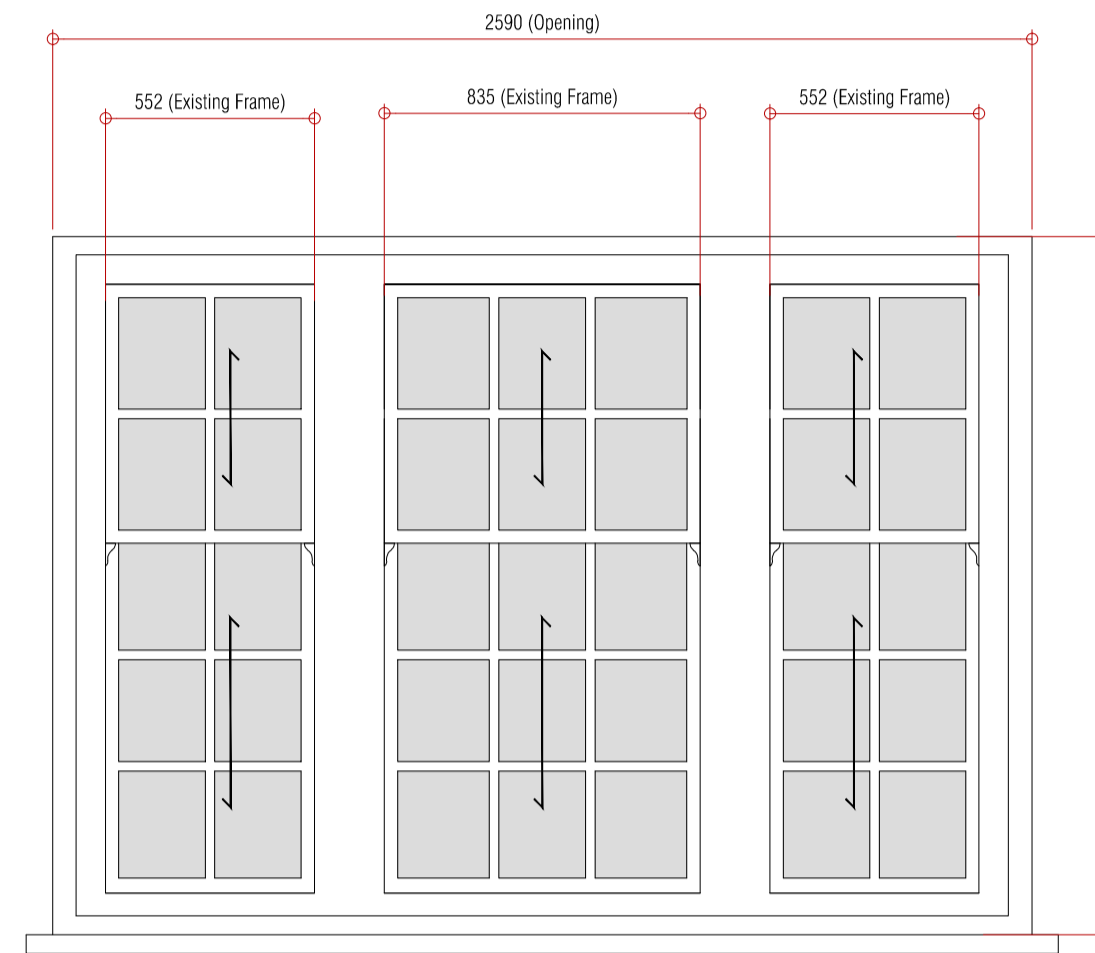


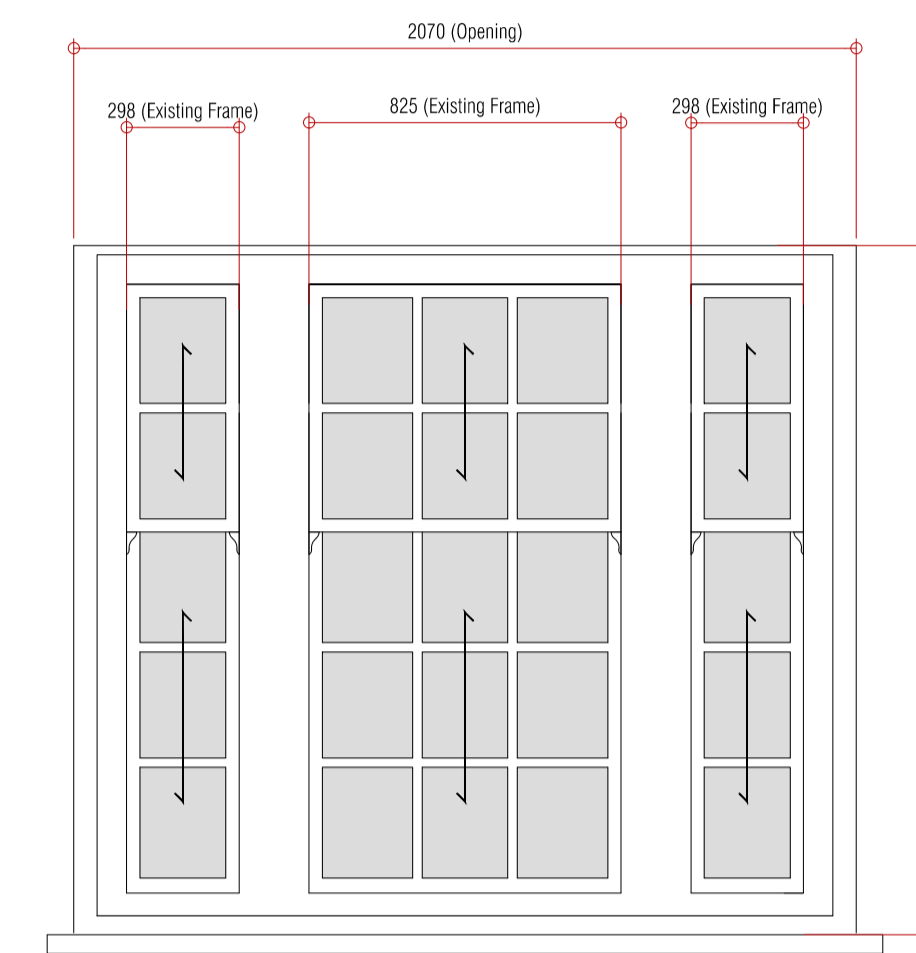
Existing Window:W1-01  
First Floor  
Elevation



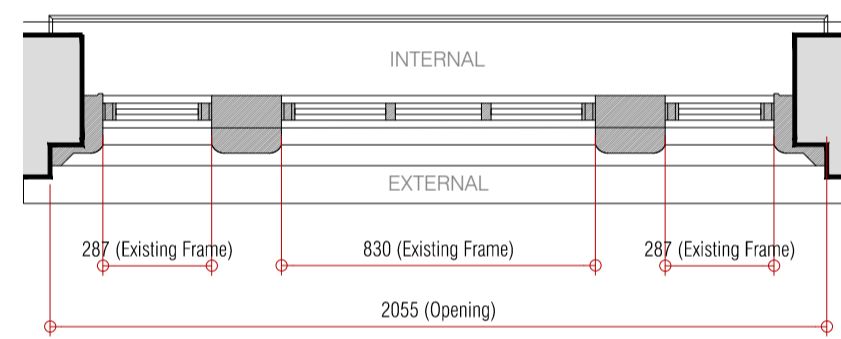
Existing Windows:W1-02, W1-03, W1-04, W1-05, W1-06  
First Floor  
Elevation



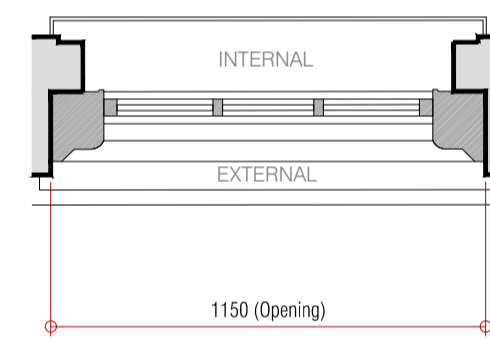
Existing Windows:W1-11, W1-13  
First Floor  
Elevation



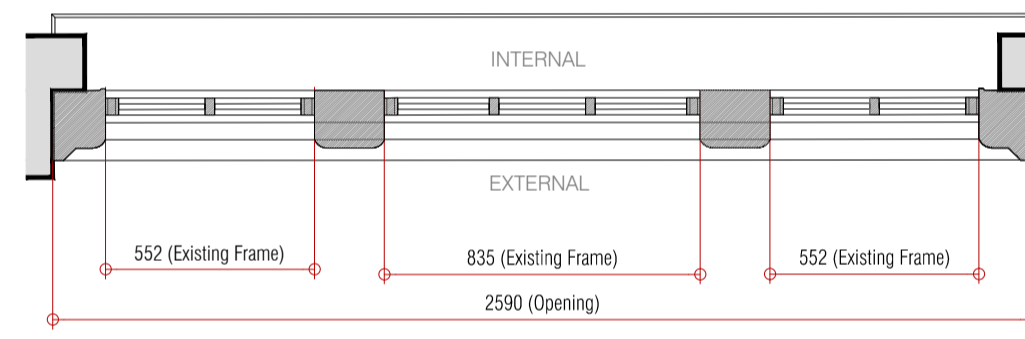
Existing Window:W1-12  
First Floor  
Elevation



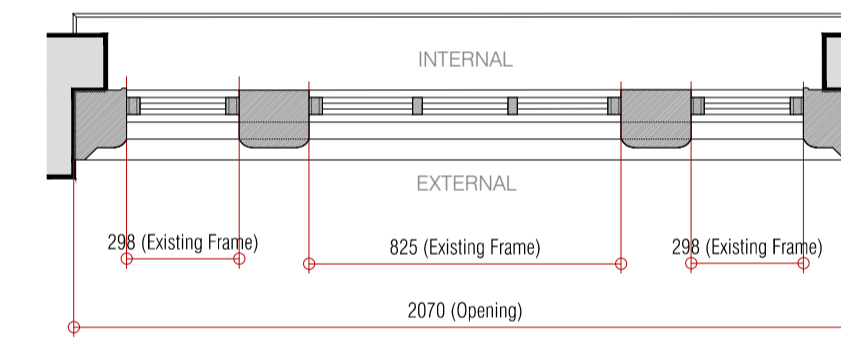
Existing Window:W1-01  
First Floor  
Plan



Existing Windows:W1-02, W1-03, W1-04, W1-05, W1-06  
First Floor  
Plan



Existing Windows:W1-11, W1-13  
First Floor  
Plan



Existing Window:W1-12  
First Floor  
Plan

**General Notes for Existing Windows:**

- Existing timber frames and cills: Refer to Window Frame Key for elements to be retained or replaced.
  - Overall finish between retained and replacements elements in finished complete state to be equal in finish and appearance.
  - Repairs & Refurbished frames to be inspected for elements of rotten timber to frames. If present elements are to be cut out, removed and replaced like for like to match the existing frame. Existing frames to be stripped back to timber, sanded back and initially primed. Two part filler application to be applied with sanding & flattening between applications. Initial undercoat to be applied with any final filling elements being completed. Final external grade paint application to be applied in two coats. Contractor to provide sample finishes of both Spray and Brush finish applications for final approval by Kyson & Client. Finishes to match existing. Replacement frames to be replaced like for like. Samples and templates to be approved by Kyson. Where windows are being replaced profiles, frames, mullions, transoms, beading, details and all dimensions to be adhered to and replaced as existing. Replacement frames to be in Hardwood to be FSC sourced. Contractor to provide sample finishes of both Spray and Brush finish applications for final approval by Kyson & Client to allow comparison and ensure existing & replacement elements match.
- Existing stone cills: Where stone cills are to be retained and repaired to match existing material and appearance unless specified differently. Where existing stone cills to be replaced they should be replaced like for like. Samples and templates to be approved by Kyson.
- Existing brick arches: Brick arches are to be retained and made good where required. Where any brick elements are to be replaced they should be replaced like for like. Samples and templates to be approved by Kyson.
- Existing decorative window surrounds: Decorative window surrounds are to be retained and made good where required. Where any decorative window surrounds are to be replaced they should be replaced like for like. Samples and templates to be approved by Kyson.
- Existing stone structural frames: Stone structural frames are to be retained and made good where required. Where any stone structural frames are to be replaced they should be replaced like for like. Samples and templates to be approved by Kyson.
- Ironmongery: Existing to be replaced with Carlisle Brass Range in Satin Nickel finish.



Rev:      Comments:      By:      Date:

**PLANNING**

Client:

Project Title:  
24 Heath Drive, London, NW3 7SB

Drawing Title:  
Proposed  
Window Schedule - First Floor

Scale:      Date:      Drawn:      Checked:  
1:20@A1      JAN 18      ST      HV

Do not scale this drawing. All dimensions must be checked on site. All rights reserved. No reproduction in any material form is permitted without consent.

**kyson**

**Studio**

28 Scrutton Street  
London  
UK  
EC2A 4RP

T: +44(0) 20 7247 2462  
E: enquiries@kyson.co.uk  
W: www.kyson.co.uk

Project No.:      Drawing No.:      Revision:  
508-16      6101      -