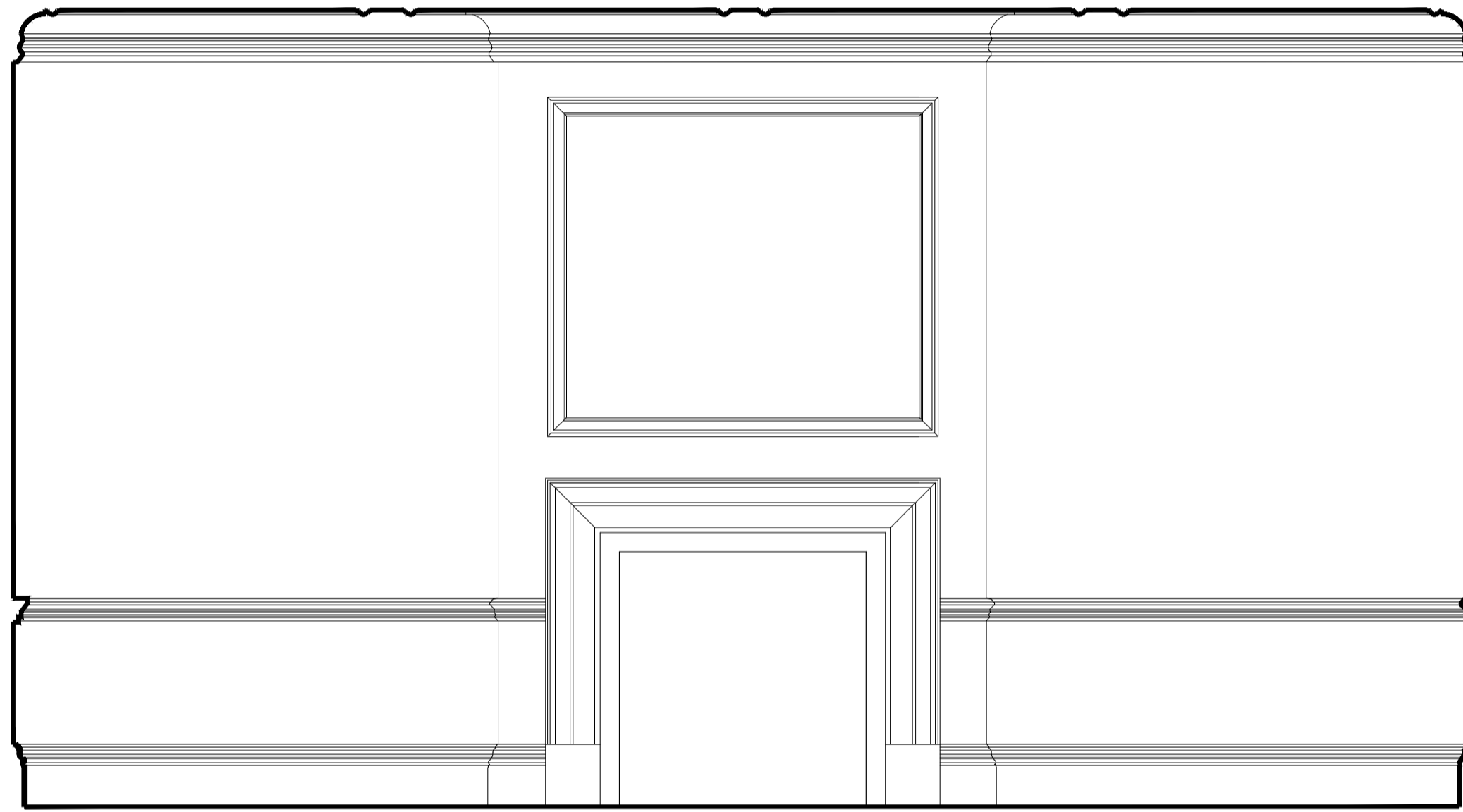



Ground Floor

Existing Internal Elevation




Proposed Internal Elevation



Summary of changes:

- New boxing to chimney breasts to suit proposals for wider fire place surround
- New panel moulds to be installed
- New skirting and dado to match existing
- Ceiling to be replaced to allow installation of new services and lights including new ceiling moulds
- New cornice profile to be installed
- Floor to be replaced to match existing floors in front room

SCALE - 1:20 

Rev: Comments: By: Date:

Do not scale this drawing. All dimensions must be checked on site. All rights reserved. No reproduction in any material form is permitted without consent.

PLANNING

Client:

Project Title:
24 Heath Drive, London, NW3 7SB

Drawing Title:
Internal Elevations
Ground Floor - Living Room

Scale: Date: Drawn: Checked:
1:20@A1 JAN 18 ST HV

kyson[®]

Studio

28 Scrutton Street
London
UK
EC2A 4RP

T: +44(0) 20 7247 2462
E: enquiries@kyson.co.uk
W: www.kyson.co.uk

Project No.: Drawing No.: Revision:
508-16 3103 -