

TYPE A (x 22 No.)



The Homefield Clear Glass wall lantern has a solid steel construction and is rated IP44 for location outside. It provides outstanding light dispersal to create dramatic highlighting of door frontages, columns and patio areas.

Constructed from steel and clear glass. A 60W maximum E27 lamp is available separately.

Specification

General

Cap ES / E27

Colour Black

Construction Steel / Clear Glass

IP Rating IP44 - Protection from entry by solid objects with a diameter or thickness greater than 1.0mm. Protection from splashed water.

Weight 2kg

Dimensions

24 Heath Drive: REV A: Landscape Lighting: Specification Sheets (Refer to Lighting Plan)

Depth 110mm

Height 250mm

Width 160mm

Electrical

Maximum Wattage 60W

Voltage 240V

Technical Drawings

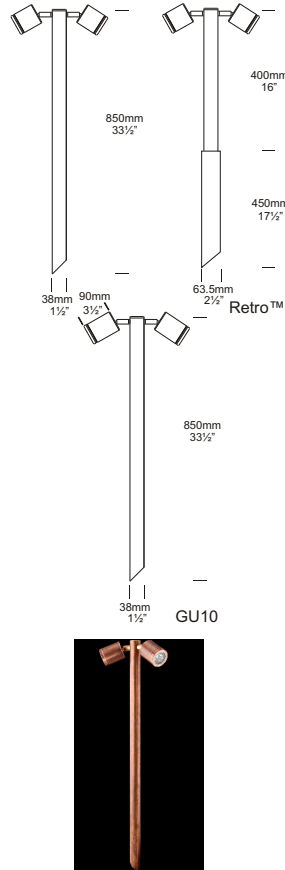
Homefield Clear Glass 240V Graphic 1 Homefield Clear Glass 240V Graphic 2 Homefield Clear Glass 240V Graphic 3

TYPE B: (x 8)



Twin Pole Lite

Cat. No. TPL
 Cat. No. TPL/R
 Cat. No. TPLGU



Twin Pole Lite

The Twin Pole Lite is ideal for path lighting as well as tree lighting, or the heads may be aimed downward to eliminate vertical light. The fixture has two individual spotlights which can be aimed in two entirely different directions. Each lite has fully adjustable arms allowing 360 degree rotation and 0 - 90 degree elevation.

The Retro™, which is a mains option, avoids the need to bury a transformer. The 110/240-12 volt electronic transformer is built into the pole and is a double insulated safety isolating transformer this changes the luminaire to an IP56 rating.

A GU10 version of this luminaire is also available for line voltage lamps. However, two longer luminaire bodies are needed to accommodate the longer lamps.

Ordering Information

Luminaire Type	Material/Finish	Accessories
TPL - Twin Pole Lite	BK - Black BZ - Bronze GN - Green STAR - Silver Star WH - White WB - Birch DG - Dark Grey OG - Olive Green RG - Beige PR - Primrose COP - Copper SS - 316 Stainless Steel	CJK150 - Cable Joint Kit LENSSTEPF - Frost Lens GG - Glare Guard HCL - Hex Cell Louvre Adaptor /R - Retro™ Transformer 110/240-12 volt GU - GU10 Option

Ordering Example: TPL SS - Twin Pole Lite in 316 Stainless Steel
 TPL/R COP - Twin Pole Lite Retro™ in Copper
 TPLGU COP - Twin Pole Lite GU10 in Copper

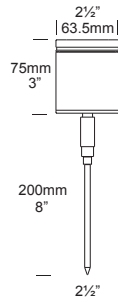
HCL - Hex Cell Louvre Adaptor
 (Accessories ordered separately)

<p>HUNZA™ PURE OUTDOOR LIGHTING</p>	<p>HUNZA FACTORY 130 Felton Mathew Ave Glen Innes Auckland 1072 New Zealand</p>	<p>Ph: 64-9-528 9471 Fax: 64-9-528 9361 hunza@hunza.co.nz www.hunza.co.nz</p>	<p>INTERNATIONAL CONTACTS: www.hunza.co.nz/contacts.php</p> <p><small>Specifications may change without notice. Manufactured in New Zealand. © 2011 Hunza Holdings Ltd.</small></p>
--	--	--	---

TYPE C (x 18 No.) With Glare guards

Spike Spot
Adjustable
PURE LED

Cat. No. SS/A/L



PURE LED
Pure Performance

The Spike Spot Adjustable has been designed for easy installation into the earth and is ideal for illuminating a bush, tree or any landscape feature. The fully adjustable head allows 360 degree rotation and 0-90 degree elevation.

This luminaire is machined from a choice of 10mm solid aluminium with a UV stable powder coated finish, natural copper or 316 stainless steel. It features an extra clear, low iron tempered flush lens and high temperature silicon gaskets.

The Hunza PURE LED system uses the latest Cree MTG2 LED chips for maximum performance and long life. Power supply options include a choice of integral 12 volt driver or an external remote driver. The PURE LED system incorporates an innovative Plug-and-Play system for an easy replacement or upgrade of either the LED engine or integral driver.

*At 700mA this fitting is the equivalent of a 35w halogen fitting.
*At 1000mA this fitting is the equivalent of a 50w halogen fitting.



Ordering Information

Luminaire	Driver mA	Beam Angle	Colour Temp	Accessories	Material/Finish
SS/A/L	S - Series D3 - 12v/350mA D7 - 12v/700mA D10 - 12v/1050mA	15 - 15 Deg Lens 25 - 25 Deg Lens 38 - 38 Deg Reflector 60 - 60 Deg Reflector	2 - 2700K 3 - 3000K 4 - 4000K 39 - 3000K (90+ CRI)	HCL - Hex Cell Louvre STEPF - Frosted Lens CJK - Cable Joint Kit GG - Glare Guard	BK - Black BZ - Bronze GR - Green OGR - Olive Green WH - White WB - White Birch RG - Beige PR - Primrose STAR - Silver Star COP - Copper SS - Stainless
SS/A/L D10 25 3 HCL COP					

HUNZA™ PURE OUTDOOR LIGHTING

HUNZA FACTORY
130 Felton Mathew Ave
Saint Johns
Auckland 1072
New Zealand

Ph: 64-9-528 9471
Fax: 64-9-528 9361
hunza@hunza.co.nz
www.hunza.co.nz

INTERNATIONAL CONTACTS:
www.hunza.co.nz/contacts.php

Specifications may change without notice.
Manufactured in New Zealand.
© 2014 Hunza Holdings Ltd.

TYPE D: (x 98 linear metres strip)



STRIP LIGHTS SPECIFICATION SHEET

LSV43

Constant voltage, self-adhesive, flexible IP44 strip

- ESOPRO** Bespoke length cutting service available
- IP44** Splashproof
- 3y** 3-year guarantee

PER METRE: 150° 4.8W 1000lm 24V 2 ZONE 350CM

PHOTOMETRICS ^{25°C}						
Colour	Beam angle	CRI	lm/m	lm/W	lx @ 1m	
4000K	150°	>80Ra	450	94	85	
3000K	150°	>80Ra	450	94	85	
2700K	150°	>80Ra	450	94	85	

REEL ORDER CODES	
LSV4340050	5m reel of 4000K LSV43 strip
LSV4330050	5m reel of 3000K LSV43 strip
LSV4327050	5m reel of 2700K LSV43 strip

For bespoke length, 050 to be replaced by required length, eg. 010 = 1m, 021 = 2.1m, etc
Part code calculator available at collingwoodlighting.com

GENERAL	
Construction material	Flexible tape

WIRING	
Cable / flying lead	0.25m (bespoke lengths up to 5m are available on request at an extra charge)
Type of wiring required	Parallel

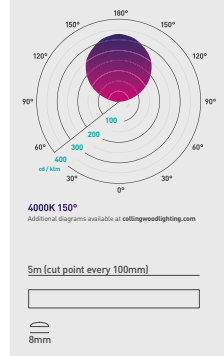
LED DRIVERS <small>Bathroom zone applicable to fitting only</small>					
Product code	mA	SELV	Dimming	Bathroom zone	Max
PS1524	-	Yes	Yes (PDCINT1-10V)	2	3m
PSDIP6024	-	Yes	Yes	2	2 x 5m
PSDIP10024	-	Yes	Yes	2	4 x 5m

ACCESSORIES	
Product code	Description
LED STRIP PROFILE RANGE	Profile range to house adhesive strip
LED COVE PACK	Coving to house adhesive strip
PDC/GRID DIMMER	Grid dimmer kit for multiple fitting types
PDCINT1-10V	1-10V dimming interface for use with 24V LED drivers



FEATURES & BENEFITS

- > Hard-wearing clear splashproof covering
- > Cut point every 100mm
- > Foil backed flexible PCB dissipates heat (improves LED life and colour stability)
- > Also supplied in customised lengths (0.1m up to 4.9m in 0.1m increments)
- > 3M self-adhesive backing
- > 250mm flying leads attached



This luminaire contains built-in LED lamps.


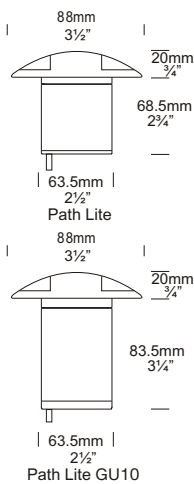
The lamps cannot be changed in the luminaire.

220V

8/24/2012

TYPE E: (x 5 No.)

Path Lite
Cat. No. PL



PATH 1 - 180° Beam

PATH 90 - 1-90° PATH 2 - 2-90°



PATH 3 - 270° PATH 4 - 360°

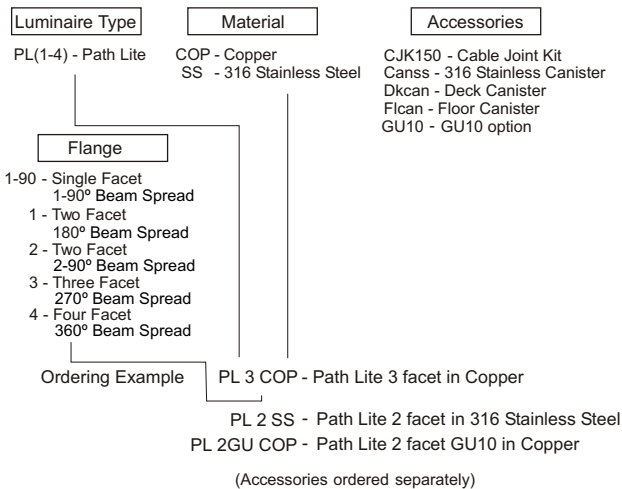


The Path Lite is ideal for lighting flat areas, decks, paved courtyards, and edge lighting paths. The frosted Borosilica dome glass lens has been developed to prevent dirt, mud, grass clippings or water from entering the optics area, keeping with its IP68 rating. In addition, the glass lens now retains the sealing gasket. The Path Lite 2 facet may be used as a Step Lite in a wall or fence, etc. to shine light up and down.

The Path Lite flanges are very durable and can withstand static weight loads of between 1700kg and 3500kg.

GU10 version of this luminaire is available for line voltage lamps.

Ordering Information



<p>HUNZA PURE OUTDOOR LIGHTING</p>	<p>HUNZA FACTORY 130 Felton Mathew Ave Glen Innes Auckland 1072 New Zealand</p>	<p>Ph: 64-9-528 9471 Fax: 64-9-528 9361 hunza@hunza.co.nz www.hunzalighting.com</p>	<p>INTERNATIONAL CONTACTS: http://www.hunzalighting.com/contact.php</p> <p><small>Specifications may change without notice. Manufactured in New Zealand. Ver 1.4 © 2016 Hunza Holdings Ltd.</small></p>
---	--	---	---

TYPE F: (x 4 No.)

DOWNLIGHTS SPECIFICATION SHEET



FEATURES & BENEFITS

- > Low glare downlight - UGR 14
- > 45° beam angle for wide illumination
- > 53mm product depth and hinged driver allows for flexible installation
- > Push-fit terminal connector included
- > Slimline twist & lock bezels (sold separately)
- > Dim to warm option available

H2 Pro Elect

Low glare, dimmable, fire-rated, LED downlight with push-fit terminal connector

IP20 Suitable for use indoors
T Plug-in / out push-fit connector
UGR 14 Low Glare (dark rating)
7 year extended warranty available
0M Dim from 2000K to 2200K available

45°
8.5W
240V
3000lm
18°
<10°C
90°
240g
170, 810
350CM

PHOTOMETRICS <small>typical</small>						
Colour	Beam angle	Product code	W	CRI	lm	lm/W lx at 1m
4000K	45°	DLT4074540	8.5	>80Ra	640	75 1351
3000K	45°	DLT4074530	8.5	>80Ra	600	71 1266
2800K-2000K	45°	DLT4074528	8.2	>80Ra	380*	43* 719*

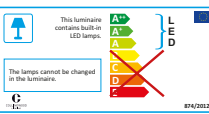
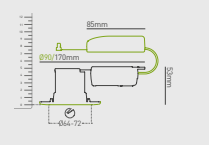
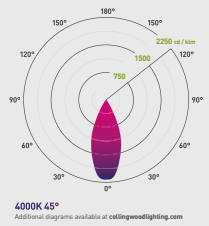
*Dim to warm photometric data taken when product is at full brightness. Lumen output will be anything between 380 - 50 when dimmed.

GENERAL	
Building regulations	Part B (fire protection), C (moisture protection), E (acoustic protection), P (electrical safety) and L (conservation of energy - 2014 regulations)
Construction material	Mild steel / aluminium
Flicker Index / Flicker %	0.0019 / 1%
Inrush current	1.4A 0.04ms
Maximum ceiling thickness	40mm

WIRING	
Cable/flying lead	0.15m (Class III)
Cable required for 'T' Connector	Push-fit terminal for: Twin & Earth (6242Y 2x1.5mm ²) or 3 core cable (R02V 3x1.5mm ²)
Type of wiring required	Parallel (mains) 220-240V AC 50/60Hz

LED DRIVERS					
Product code	Input voltage	Input current	Power factor	Dimming	Bathroom zone
N/A (integrated SELV driver)	220-240V	36mA	0.95	Yes (mains)	-

ACCESSORIES	
Product code	Description
H2 Pro range bezels	Round & square H2 Pro bezel options
DLCONVERT70	Converter plate
14800121 (SPOTCLIP-III)	Insulation cover cap for recessed downlights
Dimming options	Contact us on 01604 495 151 for more information



TYPE G: (x 2 No.) With Glare Guards

Driveway Lite

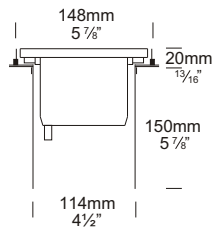
Cat. No. DWL
Cat. No. DWLGU



The Driveway Lite is a luminaire designed to mount flush with the level of the driveway, pathway, hotel floors or building foyer. It has a 'Flush Fit' lens which stops water pooling and depositing dirt on the lens. There is no lip to trip over.

The Driveway Lite is supplied with a mounting canister that facilitates ease of installation. The luminaire can be driven over or walked upon without being damaged. Designed so the lamp can be angled up to 20 degrees, directed at a bush, tree, or the outside of a building, etc. without the need to remove the luminaire from the mounting canister due to the vandal-resistant three allen head screw fixing system which attaches the flange to the body of the luminaire. This luminaire has a solid bronze or 316 stainless steel flange with a powder coated black body.

A GU10 version of this luminaire is also available for line voltage lamps.



Ordering Information

Luminaire Type	Flange Option	Body	Accessories
DWL - Driveway Lite	SBZ - Solid Bronze SS - 316 Stainless Steel	Black only	CJK150 - Cable Joint Kit HCR - Hex Cell Retainer STEPLLF - Frosted Lens GU - GU10 Option For LED options, refer to page 10.4.3 (6 watt) or 10.4.4 (3 watt) or http://hunza.co.nz/l.html

Ordering Example: DWL SBZ - Driveway Lite with Solid Bronze flange.

DWLGU SBZ - Driveway Lite GU10 with Solid Bronze flange.

STEPLLF - Frosted Lens
(Accessories ordered separately)

HUNZATM PURE OUTDOOR LIGHTING

HUNZA FACTORY
130 Felton Mathew Ave
Glen Innes
Auckland 1072
New Zealand

Ph: 64-9-528 9471
Fax: 64-9-528 9361
hunza@hunza.co.nz
www.hunza.co.nz

INTERNATIONAL CONTACTS:
www.hunza.co.nz/contacts.php

Specifications may change without notice.
Manufactured in New Zealand.
© 2011 Hunza Holdings Ltd.

Ver 1.4