



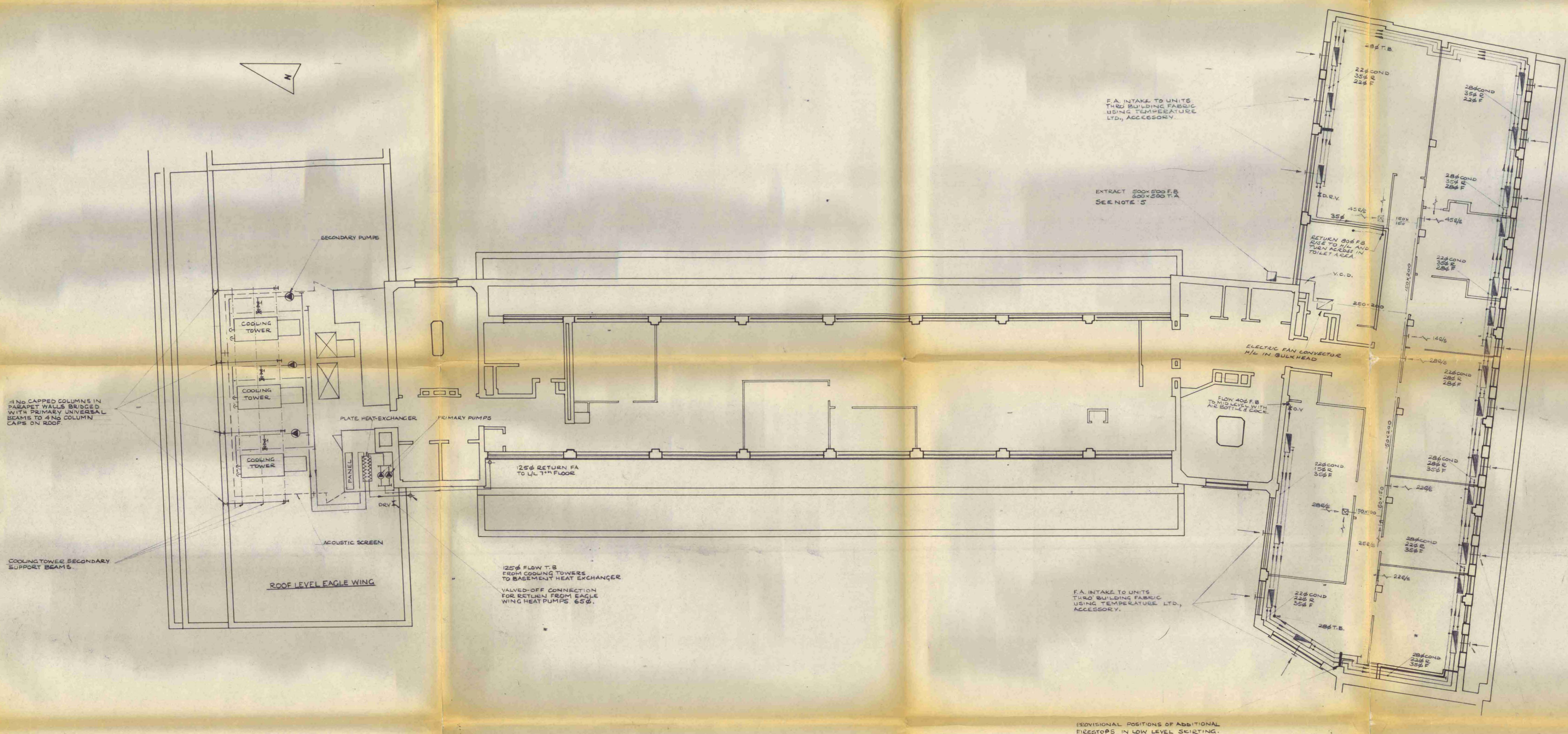
Co-ordination

Revisions

	A	B	C	D	E	F	G	H	K
M									
P									
E									
F									

Notes

- TEMPERATURE LTD, HEAT PUMPS DESIGNATED;
 VM150
 VM210
- ALL SUPPLY & EXTRACT GRILLES TO BE FITTED WITH O.B.S.
- F.A. INTAKES TO UNITS ON HIGH HOLBORN ELEVATION TO BE FITTED WITH ACOUSTIC COWLS.
- WHERE PIPES PASS THRU PARTITIONS BUILDER TO CUT HOLES AND FIRESTOP AFTERWARDS.
- ALL DUCTWORK TO BE MANUFACTURED AND INSTALLED TO D.W. 142.
- THE SUPPLY AND EXTRACT DUCT RISES TO HAVE SHUNT CONNECTIONS AT EVERY FLOOR.
- SEE DRAWING No. 4896/M/12 FOR DETAILS OF HEAT-PUMP INSTALLATION.



3 NO CAPPED COLUMNS IN PARAPET WALLS BRIDGED WITH PRIMARY UNIVERSAL BEAMS TO 4 NO COLUMN CAPS ON ROOF

COOLING TOWER SECONDARY SUPPORT BEAMS

ROOF LEVEL EAGLE WING

PLATE HEAT-EXCHANGER

PRIMARY PUMPS

ACOUSTIC SCREEN

125% FLOW T.B. FROM COOLING TOWERS TO BASEMENT HEAT EXCHANGER

VALVED-OFF CONNECTION FOR RETURN FROM EAGLE WING HEAT PUMPS 65%

F.A. INTAKE TO UNITS THRU BUILDING FABRIC USING TEMPERATURE LTD, ACCESSORY.

EXTRACT 200-200 F.S. 200-200 F.A. SEE NOTE 5

RETURN 80% F.S. 200-200 F.A. TO OIL AND SWAN AREAS IN TOILET AREA

ELECTRIC FAN CONVECTOR N/A IN BULKHEAD

FLOW 400 F.S. TO BULKHEAD WITH AIR BOTTLE & SINK

F.A. INTAKE TO UNITS THRU BUILDING FABRIC USING TEMPERATURE LTD, ACCESSORY.

PROVISIONAL POSITIONS OF ADDITIONAL FIRESTOPS IN LOW LEVEL SKIRTING.

SEE NOTE 3

Revisions Date

TEMPLAR HOUSE SEVENTH FLOOR DETAILS OF MECHANICAL SERVICES.



Ellis Mechanical Services (U.K.) Building Services Designers & Contractors Ellis House, 118/120 Garratt Lane, London SW18 4EF. Telephone: 01-874 0411 Telex: 928300 ELKEN G

M/S 23/D/ TP 8401348

LONDON BOROUGH OF CAMDEN TOWN AND COUNCIL ACTS 12 SEP 1984 PLANS APPROVED ON BEHALF OF THE COUNCIL

Drawing No.	4896/M/7	Rev.	
Scale	1:100	Date	11/5/84
Drawn by	T.J.M.	Checked	
For	LONDON ELECTRICITY BOARD		
Drawing based on	Client's drawing no.		