

EQUIPMENT SCHEDULE

1. VEG CHILLER.	41. UPRIGHT FRIDGE.
2. KREAM BALL MACHINE.	42. STORAGE SHELVING.
3. TILL.	43. INSECT KILLER.
3a. SELF SERVICE KIOSK.	44. WALL MOUNTED PATCH CABINET.
3b. HANDHELD TERMINAL.	44a. FLOOR STANDING PATCH CABINET.
4. POST MIX 6 HEAD DISPENSE.	45. ICE CREAM MACHINE.
4a. POST MIX 8 HEAD DISPENSE.	46. FRIDGE UNIT UNDER.
5. COFFEE MACHINE.	47.
5a. COFFEE MACHINE SLIMLINE.	48. SAFE.
6. HCSS.	49. LANDING TABLE.
6a. HCSS BASE.	50. 2 DRAWER FILING CABINET.
7. BUN CHUTE.	51. MOBILE BUN DEFROST UNIT.
7a. 2 TIER TRANSFER BIN	52. PHONE.
7b. 3 TIER TRANSFER BIN	53. WORKTOP ON CHROME LEGS.
7c. BUCKET CHUTE	54. WALL MOUNTED VIDEO CUPBOARD.
8. CHIP DUMP / PASS THRU.	55. KITCHEN BIN.
9. DIVERSEY UNIT.	56. FIRE ALARM INDICATOR PANEL.
10. MICROWAVE.	57. DISHWASHER.
10a. MICROWAVE TABLE.	58. S/S WALL.
11. CHIP FREEZER.	59. DUKE HSHU HOT HOLD TO B.S. - 3x2 HIGH.
11a. LARGE CHIP FREEZER.	59a. DUKE HSHU HOT HOLD TO HCW- 2x2 HIGH.
12. 4 HEAD HENNY PENNY.	60. STAR GRILL.
12a. 6 HEAD COLECTROMATIC.	61. WATER MAIN.
13. 8 HEAD HENNY PENNY.	62. WATER CYLINDER / BOILER LOCATION.
14. 14" FRYER (EVOLUTION ELITE).	63. INTRUDER ALARM PANEL.
14a. 14" DOUBLE FRYER (EVOLUTION ELITE).	64. BRITVIC DRINKS COOLER.
14b. 14" TRIPLE FRYER (EVOLUTION ELITE).	65. KEY BOX.
14c. 14" FRYER (PITCO).	66. THAW CABINET.
14d. 14" DOUBLE FRYER (PITCO).	67. MOP STORAGE.
14e. 14" DOUBLE FRYER (PITCO).	68.
14f. 18" FRYER.	69.
15. COUNTER.	70. COLD FOOD TABLE.
16. HC900.	71. TWISTER DRAWER.
16a. HC900 - FLAPS IN PLACE OF DOOR.	72. STAR GRILL TABLE.
17. BUN TOASTER.	73.
18. WHB.	74. HCW5.
19. BURGER STATION.	75. GOODS HOIST.
20. SINGLE BREADING TABLE.	76. FREESTANDING COLD DRAWER 1100x700mm.
20a. LINEAR DOUBLE BREADING TABLE.	76a. HCSS COLD DRAWER 1100x700mm.
20b. BACK TO BACK DOUBLE BREADING TABLE.	77. RATIONALE OVEN.
20c. SLIMLINE BREADING TABLE.	78a. RAZZLE MACHINE.
20d. NEXT GEN BREADING TABLE.	78b. PUMP AND TOPPING MACHINE.
21. UPRIGHT FREEZER.	78c.
22. S/S TABLING/BENCH.	78d. TABLE TOP CARPIAGANI.
22a. MOBILE CHICKEN PACKING TABLE.	78e. BLENDERS & TOPPING TABLE.
23. HC903.	79a. EPCS PANEL.
24. HCW3.	79b. EPCS MONITOR.
24a. HCW3 BASE.	80. POSITION OF 2nd HOT WATER SUPPLY.
25. LABEL PRINTER	81. OIL MANAGEMENT SYSTEM TANK.
26. HOT DRAWERS.	82. CO2 STORAGE.
27. HEADSET BASE LOCATION.	83. PEPSI FRIDGE.
28. BOTTLE STORAGE.	84. INTERNAL GREASE TRAP.
29. FREEZER ROOM..	84a. COMBINED GREASE TRAP MOP SINK.
30. COLD ROOM.	85. BRUSH RACK.
31. ICE MACHINE.	86. ELECTRICAL SERVICE COLUMN.
32. 3 BOWL SINK - 2550x750.	87. PDMO HOSE.
32a. SINGLE BOWL SINK.	88. BIFFA BIN.
32b. 3 BOWL SINK - 1650x950.	89. LEARNING ZONE.
33. S/S SHELVING.	90. FUSION TIMER.
34. CHEMICAL CUPBOARD.	91. AMBIENT DISPLAY.
35. COLD DRAWERS.	92. FTU5.
36. POST MIX SYRUPS.	93. FTU5 FILTER.
37. EXTRACT HOODS.	94. PACKAGING TOWER.
38. MOP SINK.	95. DUAL SOFT SCOOP DISPENSER.
39. ELECTRIC SWITCHGEAR.	96. MANITOWOC ES2 OVEN.
40. BAIN MARIE.	

MIDDLE HOUSE MONITOR KEY

L	burger station pack screen	B	order ready	C	cctv monitor
G	pack screen	F	beverage	D	d/t monitor
H	chicken pack screen	J	burger chute (provisional)	K	zippy screen (provisional)
K	drive thru expedite	A	under counter expedite screen - perspex panel to counter top with screen under		

BOH EQUIPMENT COLOURS SCHEDULE

unchanged equipment numbers (black)	00.	additional equipment numbers (red)	00.
repositioned equipment numbers (green)	00.	provisional equipment numbers (blue)	00.

DRAWING SIGN OFF

Name / Title	Signature	Date

Description:

Confirmation required of bin and oil storage, plant area, and extract duct route. Full structural report required.

ALL DIMENSIONS TO BE CHECKED ON SITE.

DO NOT SCALE FROM THIS DRAWING EXCEPT FOR THE PURPOSES OF LOCAL AUTHORITY PLANNING

Rev	Date	Description
A	19.09.17	Basement extended, general rev IE
B	20.09.17	Kitchen rev, FOH rev IE
C	21.09.17	Schedules updated title rev IE
D	17.10.17	Minor BOH rev IE
E	30.10.17	Roof plan added - RJS
F	12.01.18	move stairs internally - SBR
G	22.01.17	show steel columns, after equipment around steel - SBR

rev date description

HONE EDWARDS ASSOCIATES
 Design Studio
 Millars Three
 Southmill Road
 Bishop's Stortford
 Herts. CM23 3DH
 email: firstname.lastname@honeedwards.co.uk
 Tel: 01279 758545
 Fax: 01279 757730



NEW HIGH STREET

store address
KINGS CROSS
 323 GRAY'S INN ROAD
 LONDON
 WC1X 8PX

drawing title
PROPOSED GROUND FLOOR AND BASEMENT PLANS

drawn by	checked	date
IE	JE	AUG 2017
store no.	scale	
	1:50 @A1	

drawing no.	revision
HEA drawing no.	revision
2697/G101 OPT 4	G

INTERNAL & EXTERNAL FURNITURE SCHEDULE BASEMENT

location	internal	external	location	internal	external
existing seats			proposed seats	4	
existing tables			proposed tables	1	
existing sets			proposed sets	1	

GROUND FLOOR AREA SCHEDULE

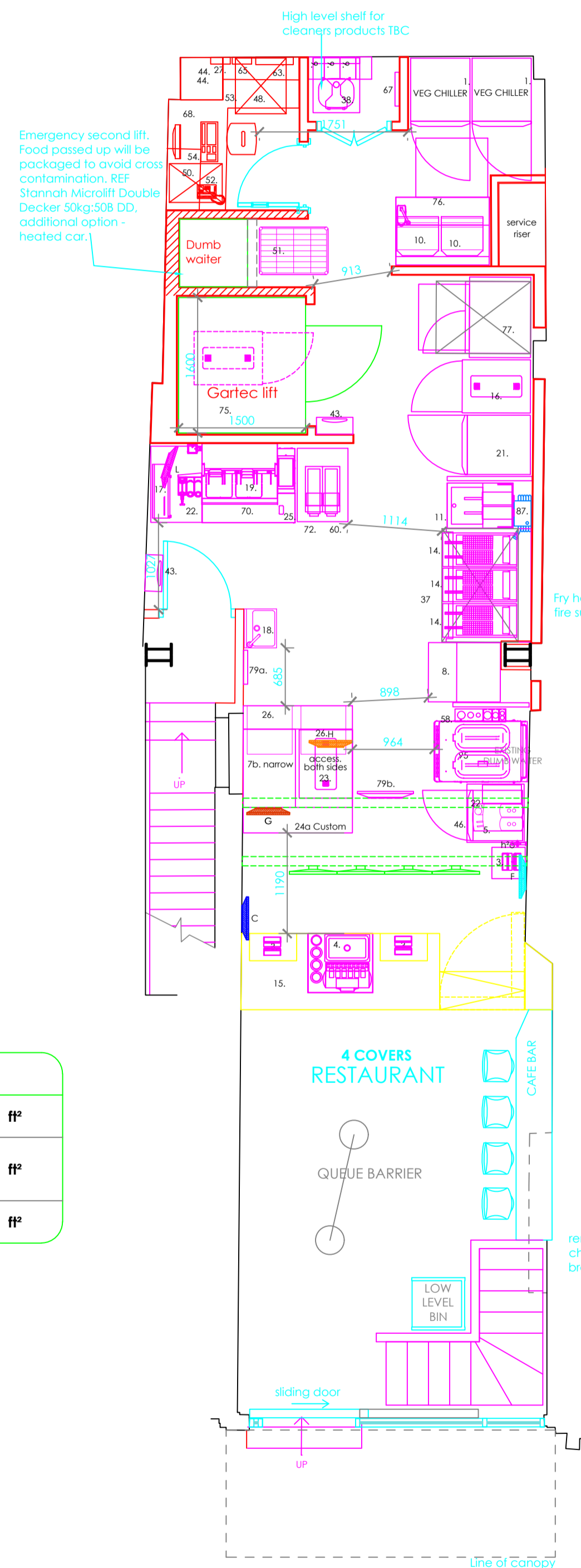
front of house area	17 m²	182.9 ft²
back of house area (inc counter)	45.8 m²	492.8 ft²
staff amenity area	n/a m²	n/a ft²

BASEMENT AREA SCHEDULE

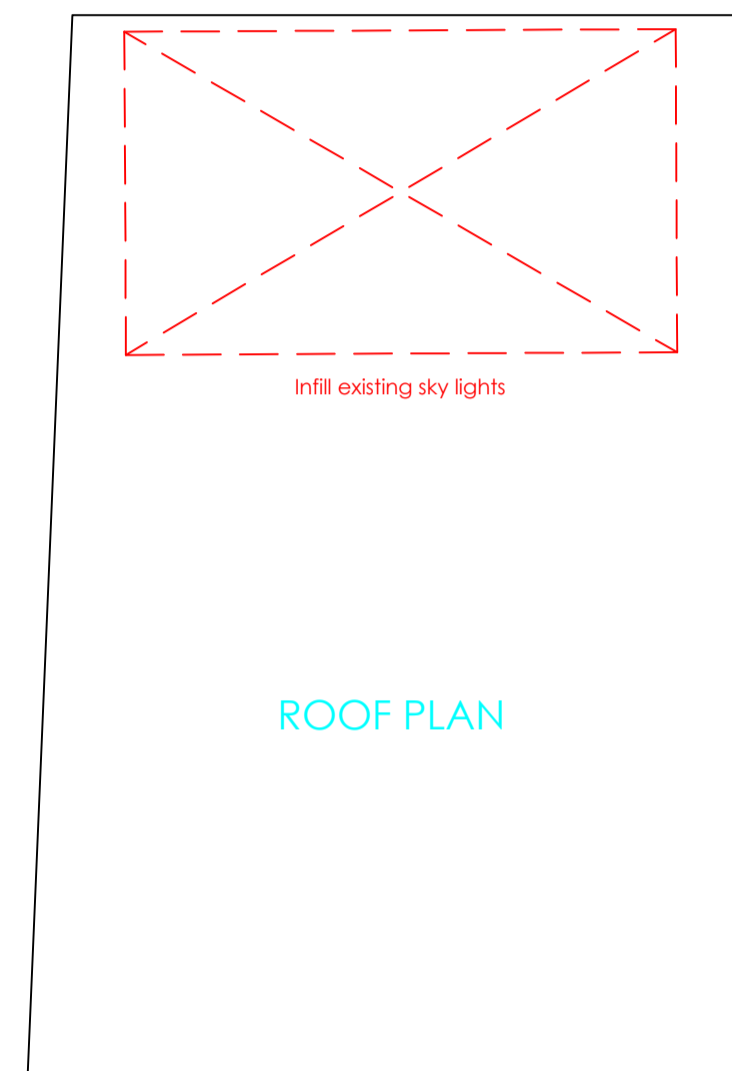
front of house area	n/a m²	5.2 ft²
back of house area (inc counter)	70.14 m²	754.7 ft²
staff amenity area	7.5 m²	80.7 ft²

RACKING SCHEDULE

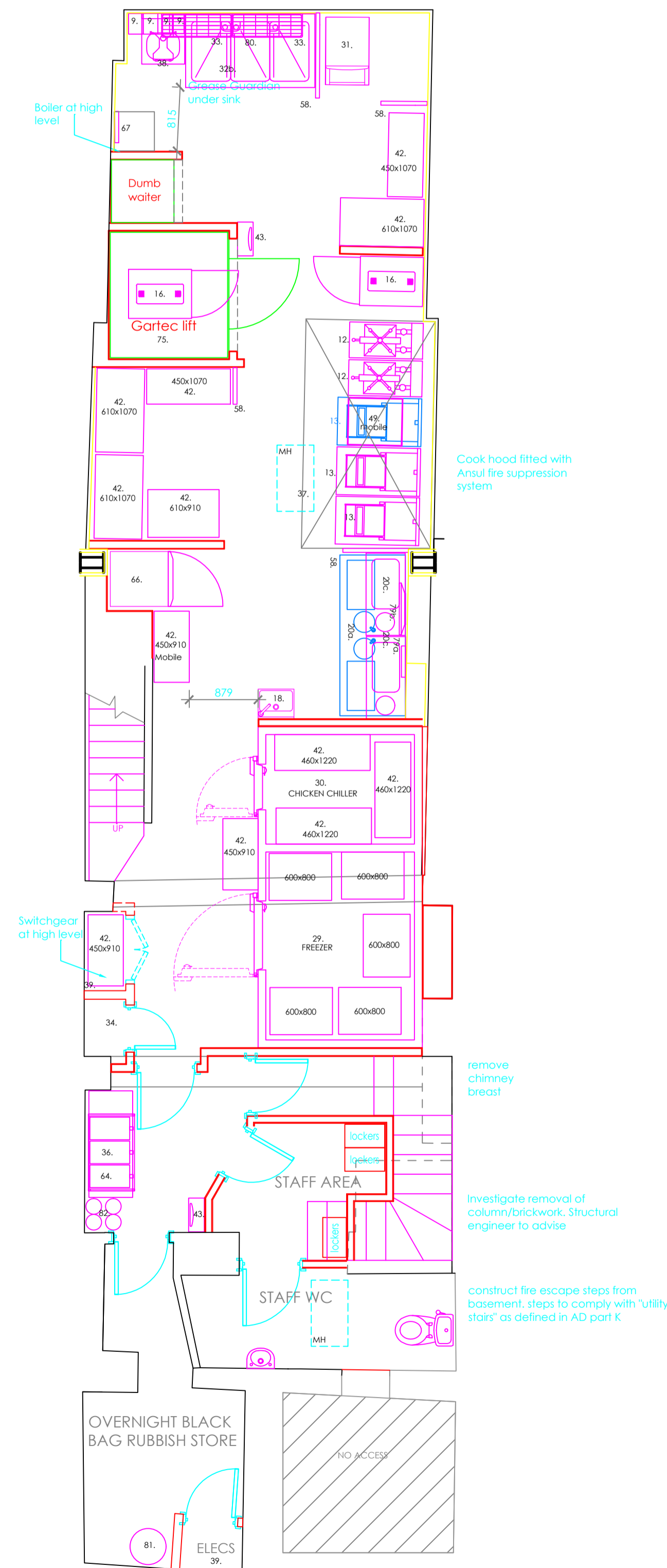
location	existing linear	proposed linear
chicken chiller	n/a	3.6
veg chiller	n/a	1
freezers	n/a	3.6
dry storage	n/a	8.08



proposed ground floor plan
 scale - 1:50 @ A1



proposed roof floor plan
 scale - 1:50 @ A1



proposed basement
 scale - 1:50 @ A1