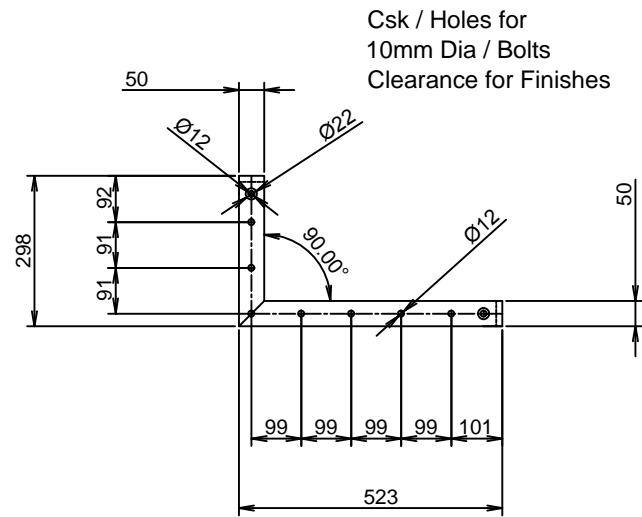
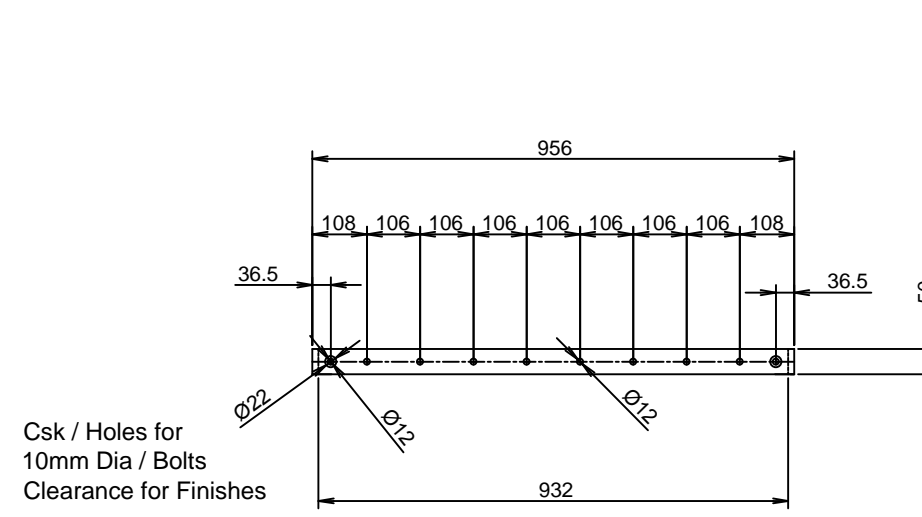


MATERIAL:

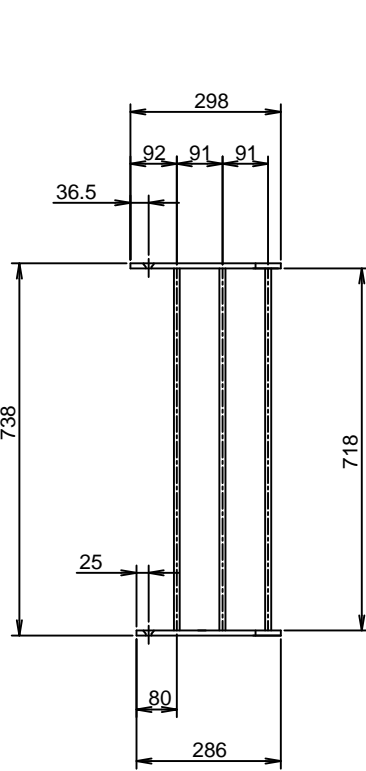
Balustrades:
 Top & Btm Rails : 50x10 Flat
 Infill bars : 12 dia solid



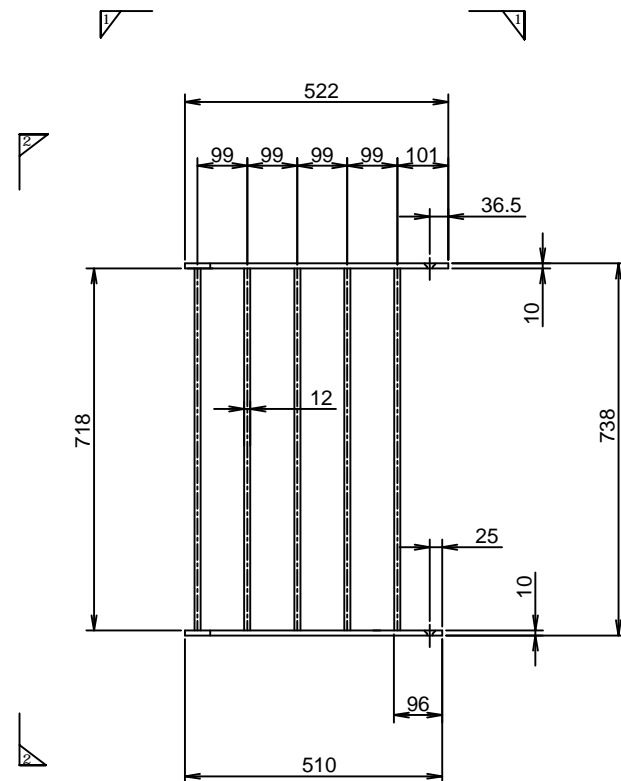
VIEW 1-1



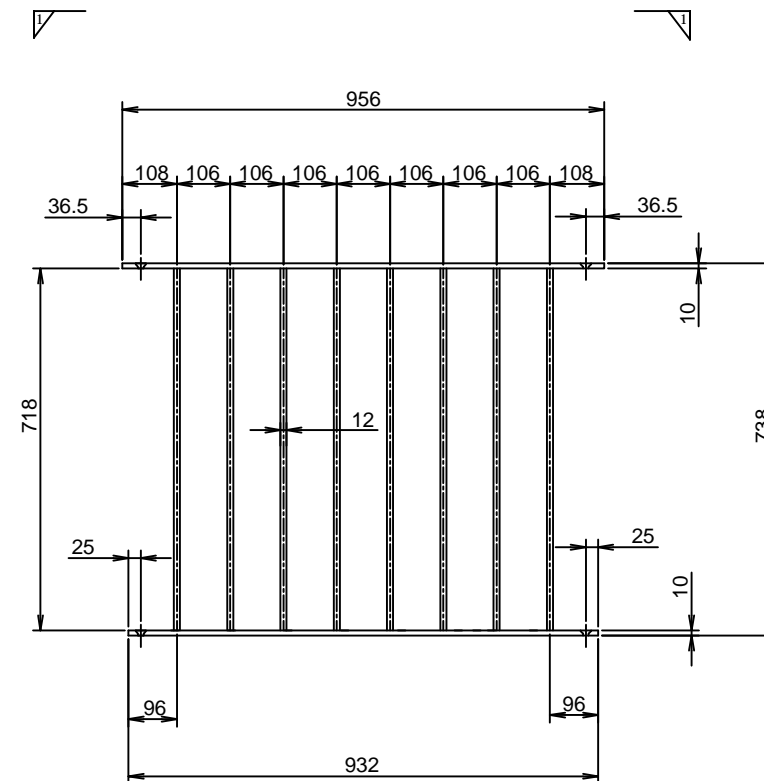
VIEW 1-1



VIEW 2-2



1no / OFF



1no / OFF

Notes:

- Do not scale this drawing.
- All welds to be 6mm continuous F/W unless noted otherwise.
- All burs & sharp edges removed prior to finish.
- Corrosion Classification & Risk Steelwork to BS EN ISO 12944-2
 - C1- Very Low
 - C2- Low
 - C3- Medium
 - C4- High
- All steel to be: S275JR to standards
- Open sections to BSEN10025
- Hollow sections (Hot) to BSEN10210
- Hollow sections (Cold) to BSEN10219
- Plates to BSEN10025.
- Welding to BSEN15614-1.
- Tolerances to BSEN1090-2 appex D
- Execution Class 2 to BSEN1090-1
- Steel parts Stamped or tagged nos if required.
- Dimensions in metric unless stated.
- Drawings checked & signed prior to Fabrication.

FINISH:
 Structure/Galv BS1461
 Powder Coat
 Colour : Anodic Bronze

WELDS:
 4mm / Profile Fillets

P1	Issued for Approval		
ISSUE	REVISION	DRAWN	DATE

STATUS: construction

Ardmore
 CONSTRUCTION LTD

Paddington
 CONSTRUCTION LTD.

116 Millmarsh Lane
 Brimsdown
 Enfield
 Middlesex
 EN3 7XE

Tel: 020 8443 9600
 Fax: 020 8364 7285
 E-mail: paddington@ardmoregroup.co.uk

CLIENT: Ardmore Construction

CONTRACT TITLE: Parker - House

DRAWING TITLE: External Terrace Balustrade Balustrade Panels / Sample / Sections

ARCHITECT: Robin Partington & Partners Architects

Scale	Size A3	Job No.	1011
Drawn	BOT	Org No.	1011-1-SK-7
Date	20-12-17	Rev. No.	C1
Checked	B Tree		