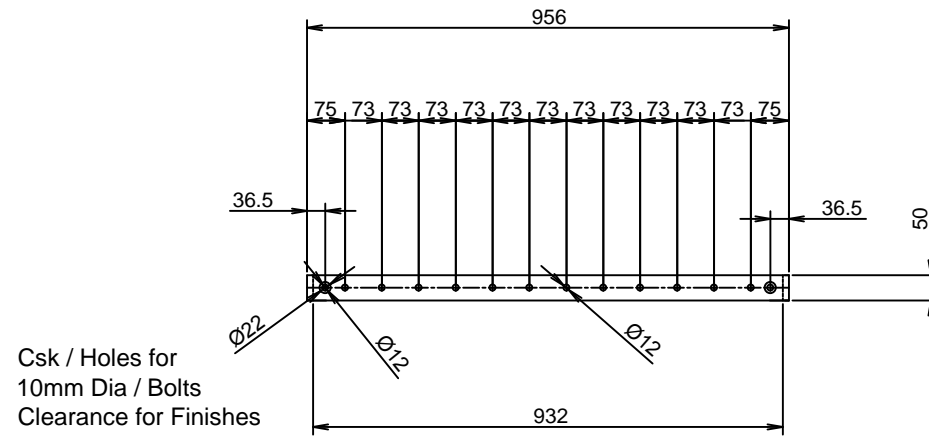


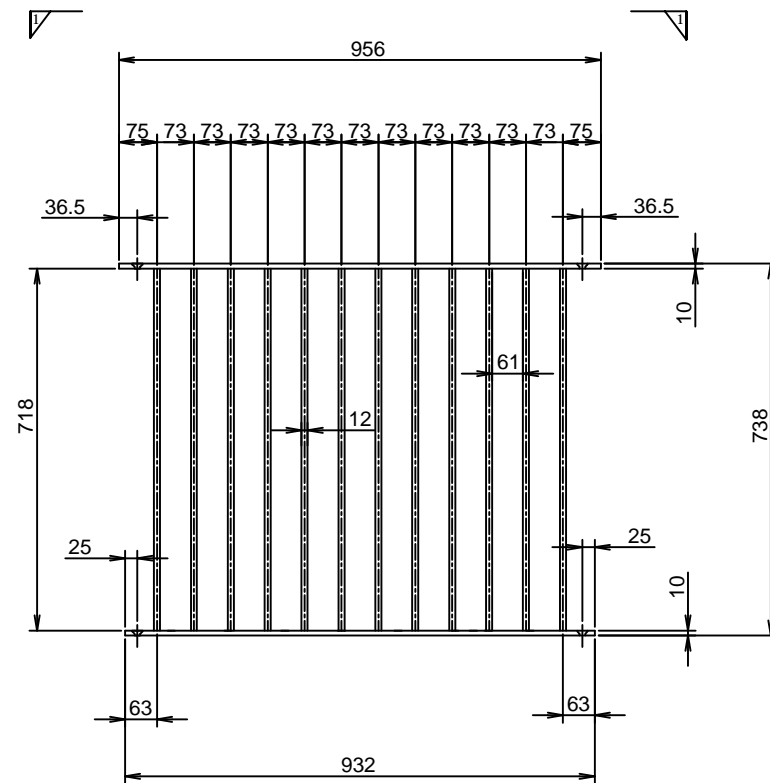
MATERIAL:

Balustrades:
 Top & Btm Rails : 50x10 Flat
 Infill bars : 12 dia solid

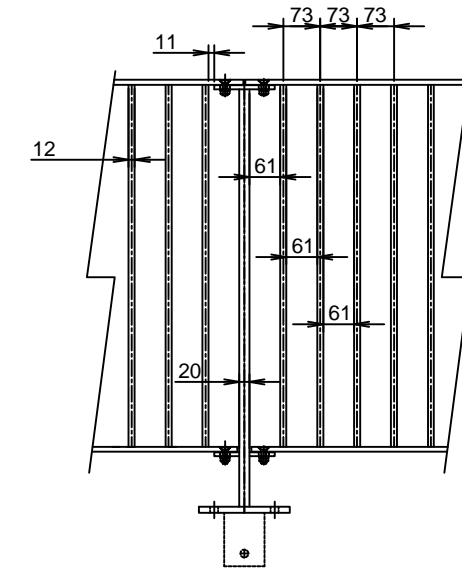


Csk / Holes for
 10mm Dia / Bolts
 Clearance for Finishes

VIEW 1-1



1no / OFF



Infill Bars & Standard Lugs Positions

Notes:

Do not scale this drawing.
 All welds to be 6mm continuous F/W unless noted otherwise.
 All burs & sharp edges removed prior to finish.
 Corrosion Classification & Risk
 Steelwork to BS EN ISO 12944-2
 C1- Very Low
 C2- Low
 C3- Medium
 C4- High
 All steel to be: S275JR to standards
 Open sections to BSEN10025
 Hollow sections (Hot) to BSEN10210
 Hollow sections (Cold) to BSEN10219
 Plates to BSEN10025.
 Welding to BSEN15614-1.
 Tolerances to BSEN1090-2 appex D
 Execution Class 2 to BSEN1090-1
 Steel parts Stamped or tagged nos If required.
 Dimensions in metric unless stated.
 Drawings checked & signed prior to Fabrication.

FINISH:
 Structure/Galv BS1461
 Powder Coat
 Colour : Anodic Bronze

WELDS:
 4mm / Profile Fillets

P1	Issued for Approval	-----	-----
ISSUE	REVISION	DRAWN	DATE

STATUS: construction



Paddington
 CONSTRUCTION LTD.
 116 Millmarsh Lane
 Brimsdown
 Enfield
 Middlesex
 EN3 7XE
 Tel: 020 8443 9600
 Fax: 020 8364 7285
 E-mail: paddington@ardmoregroup.co.uk

CLIENT
 Ardmore Construction

CONTRACT TITLE
 Parker - House

DRAWING TITLE
 External Terrace Balustrade
 Balustrade Panel / Dense infill Section

ARCHITECT
 Robin Partington & Partners
 Architects

Scale	Size A3	Job No.	1011
Drawn	BOT	Drig No.	1011-1-SK-8
Date	20-12-17	Rev. No.	C1
Checked	B Tree		