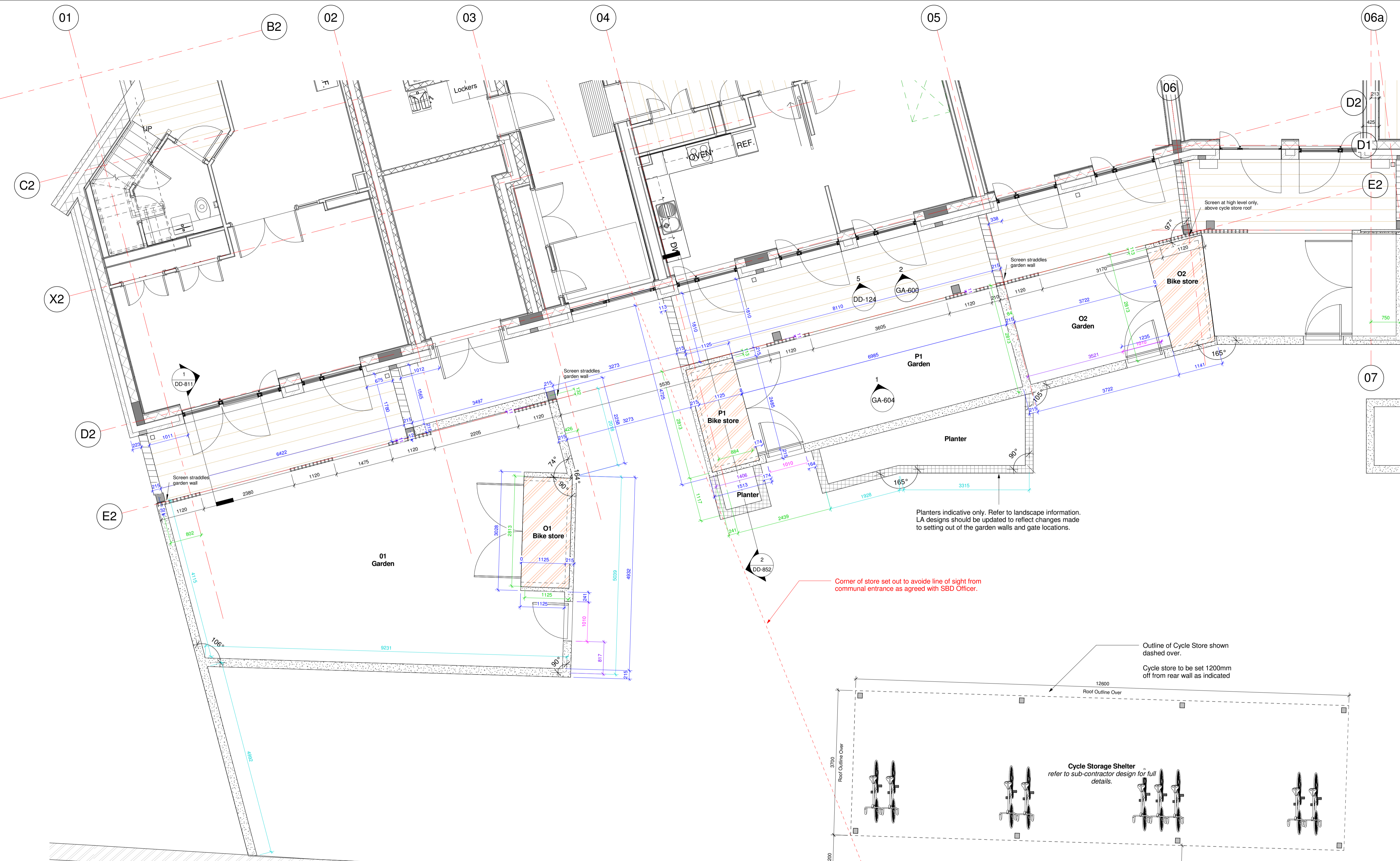
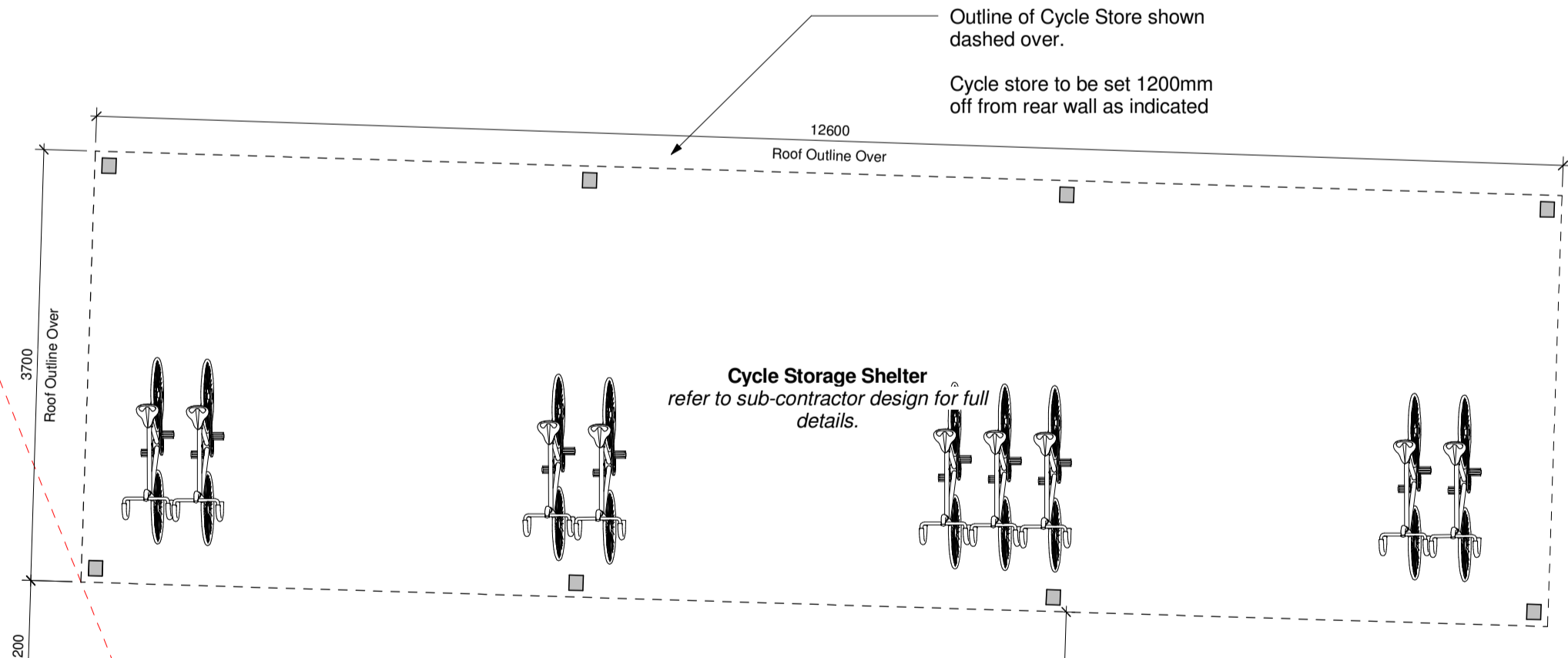


Notes
 This drawing is © Archtype Ltd.
 Check this drawing is the latest revision.
 Do not scale from this drawing.
 Do not use the information on this drawing without checking all dimensions on site.
 Do not use any areas indicated for either valuation, purchase, sale or any other form of legally binding contract.
 Do not reproduce any part of this drawing without prior written consent.
 Report any discrepancies on this document to Archtype.
 Read this drawing in conjunction with the associated models, specifications and related consultant's documents.
 Equivalent products / materials may be Approved where the Employer's Requirements, Thermal Performance, Airtightness and any other specified performance requirements are met. Subject to Archtype "Acceptance".
 All materials to be certified to comply with BS 14001 or BS56001 or be able to provide a Chain of Custody certificate in order to comply Code for Sustainable Homes. All timber species and sources used in this development are not to be listed on the CITES appendices for endangered or threatened species (appendix I, II or III)

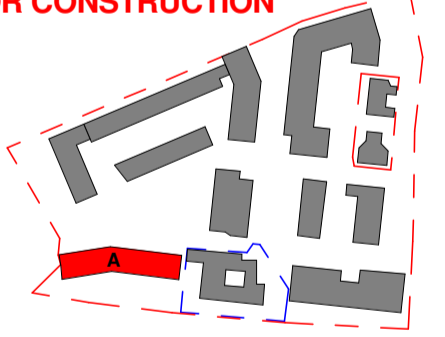


Corner of store set out to avoid line of sight from communal entrance as agreed with SBD Officer.



Rev	Date	Description	Drawn	Checked
7	31.01.18	LAST ISSUE FOR CONSTRUCTION	IC	RW
6	29.11.17	Update showing Cycle store set out	RW	LF
5	21.09.17	Clarification of bike store detailing & comment regarding main bike store location requirement	IC	AMF
4	21.02.17	Adaptation to ground floor screens	IC	RW
3	18.08.16	Setting out of full height privacy walls adjusted to align with ground beams as per SE information, and general amendments	IC	EB
2	06.07.16	Setting out to brick dims, & clarification of bond. Balcony screen setting out (subject to ConTech design)	LM	IC
1	26.04.16	Issue for construction	SK	EB

LAST ISSUE FOR CONSTRUCTION



LONDON: 020 7403 2888 WWW.ARCHTYPE.CO.UK HEREFORD: 01961 542 111

Client: Hill Partnership Ltd for Camden Council
 Project: Agar Grove Block A
 Drawing Title: Lower Ground Garden Wall setting out

Project	Originator	Type	Role	Phase	Block	Unit	Unique ID
T14011	ART	DR	A	1a	A	00	DD-850

Status: Code Suitability Description
 A Issued for Construction
 Revision: Code Revision Description
 Z7 Revision description as above

Scale: As indicated @ A1 Date: 25 Apr 16
 Drawn by: SK Checked by: EB
 Internal Project Ref: 8090 Model Ref: AG-RAC2015-A-A

1 Lower Ground Garden Wall setting out
 1 : 50

Key: Setting out Dimensions

- Faces of blockwork to grid
- Wall centre line to gridlines, or western edge of screens to gridlines
- Face of wall to IPS external face
- Garden wall centre line / grid to apex
- Door structural opening
- Door structural opening to finishes
- Brick Dimensions
- Con-Tech setting out
- Post box for maisonettes as NBS N10 350A
- Grey indicating geometry brought in from SE model

Key : Garden Wall Heights

- Full-height (walls to balcony underside)
- 1350mm height from FFL Clay facing brickwork, Purple-silver 'klinker' with engobe finish by Janinhoff / Modular Clay Products (F10/110A). Refer to DD124 for location of brick & bonding type.
- 400mm height from FFL (planter beds)
- Roof to bike store ConTech
- Full height brickwork facing column

To be read in conjunction with DD-852 and Landscape Architect drawings.

NOTE
 Relationship of screens to columns, their setting out, brick facing to columns, and RWPs are subject to change according to ConTech and fixing details, and site alterations.