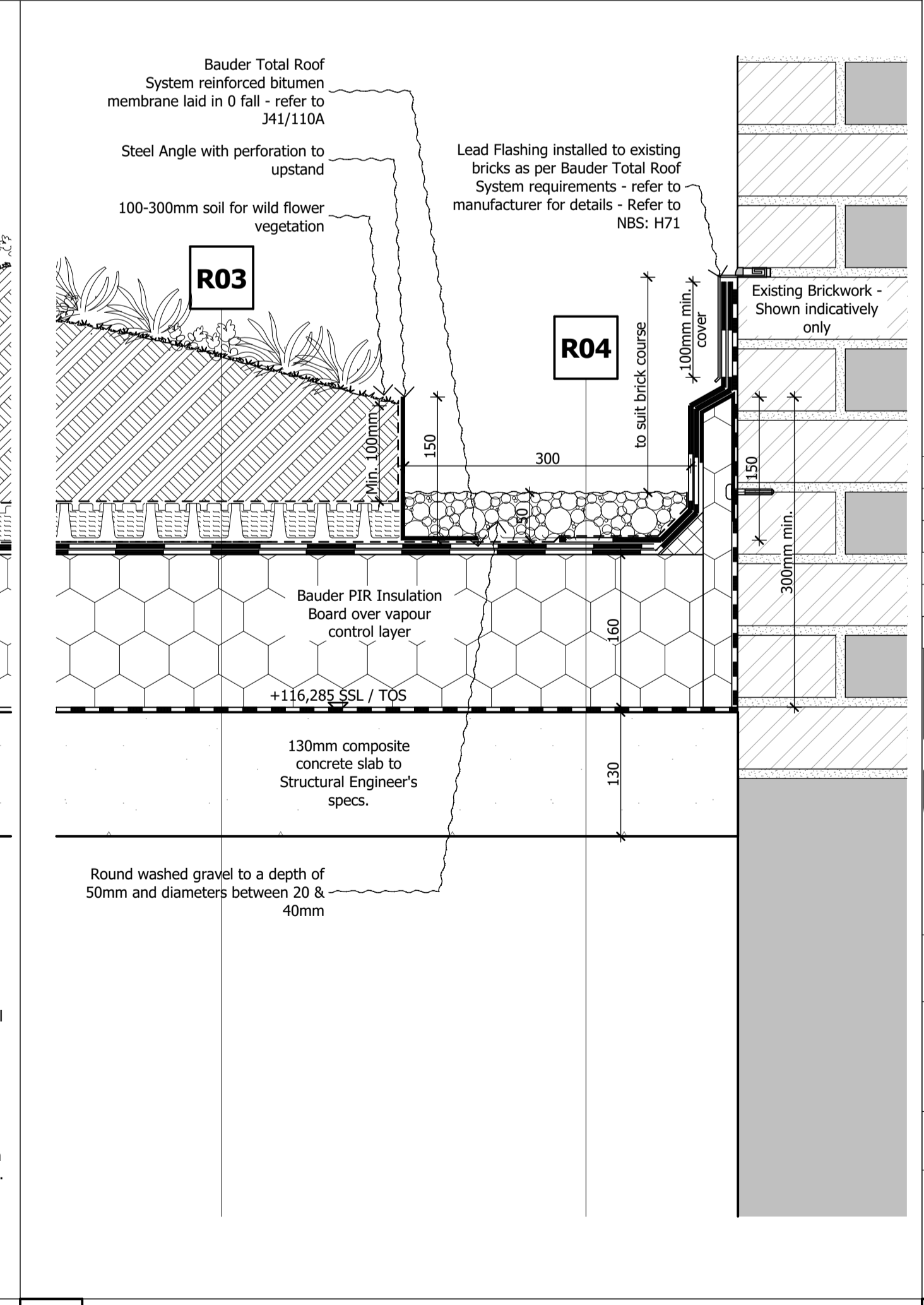
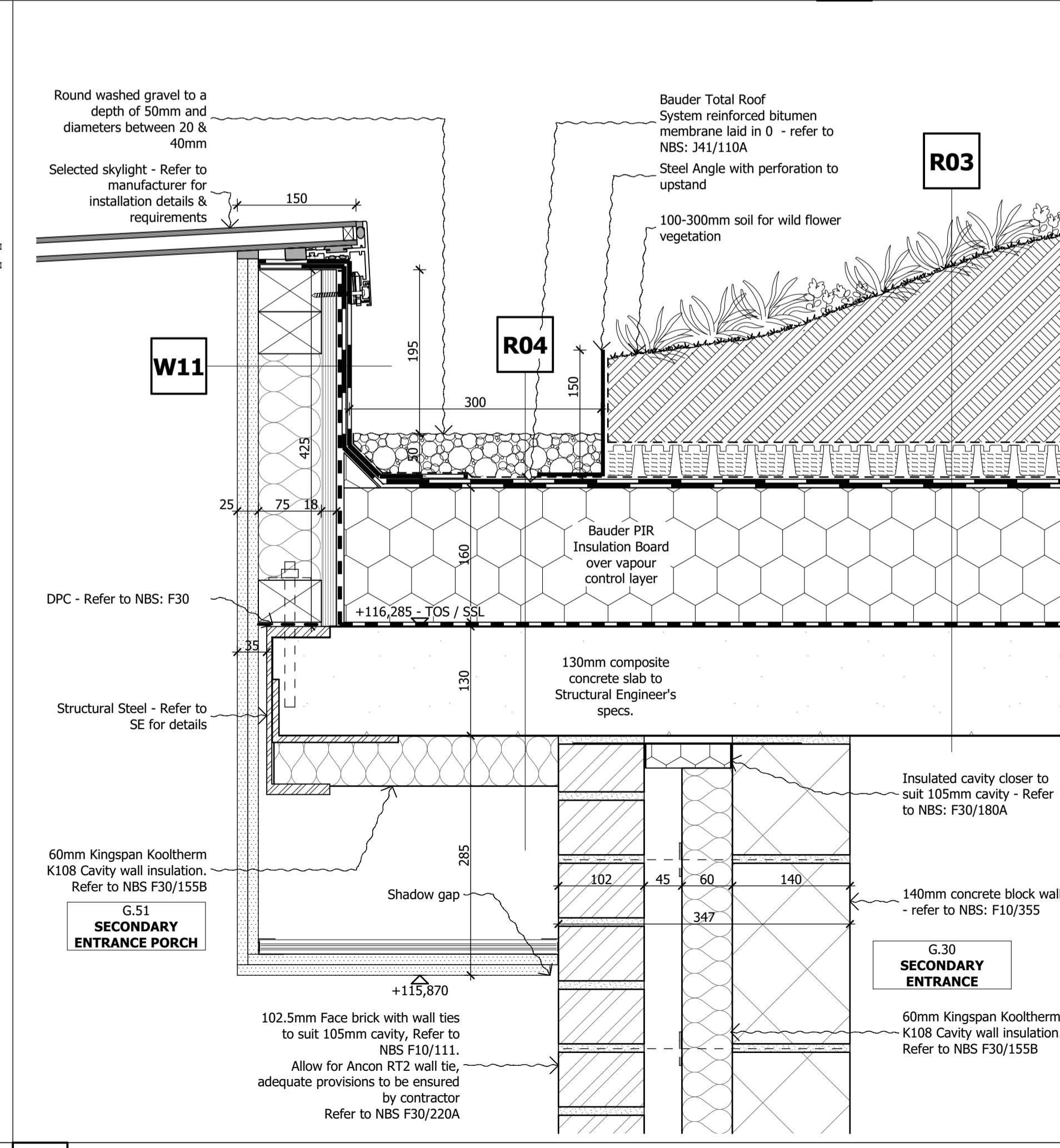
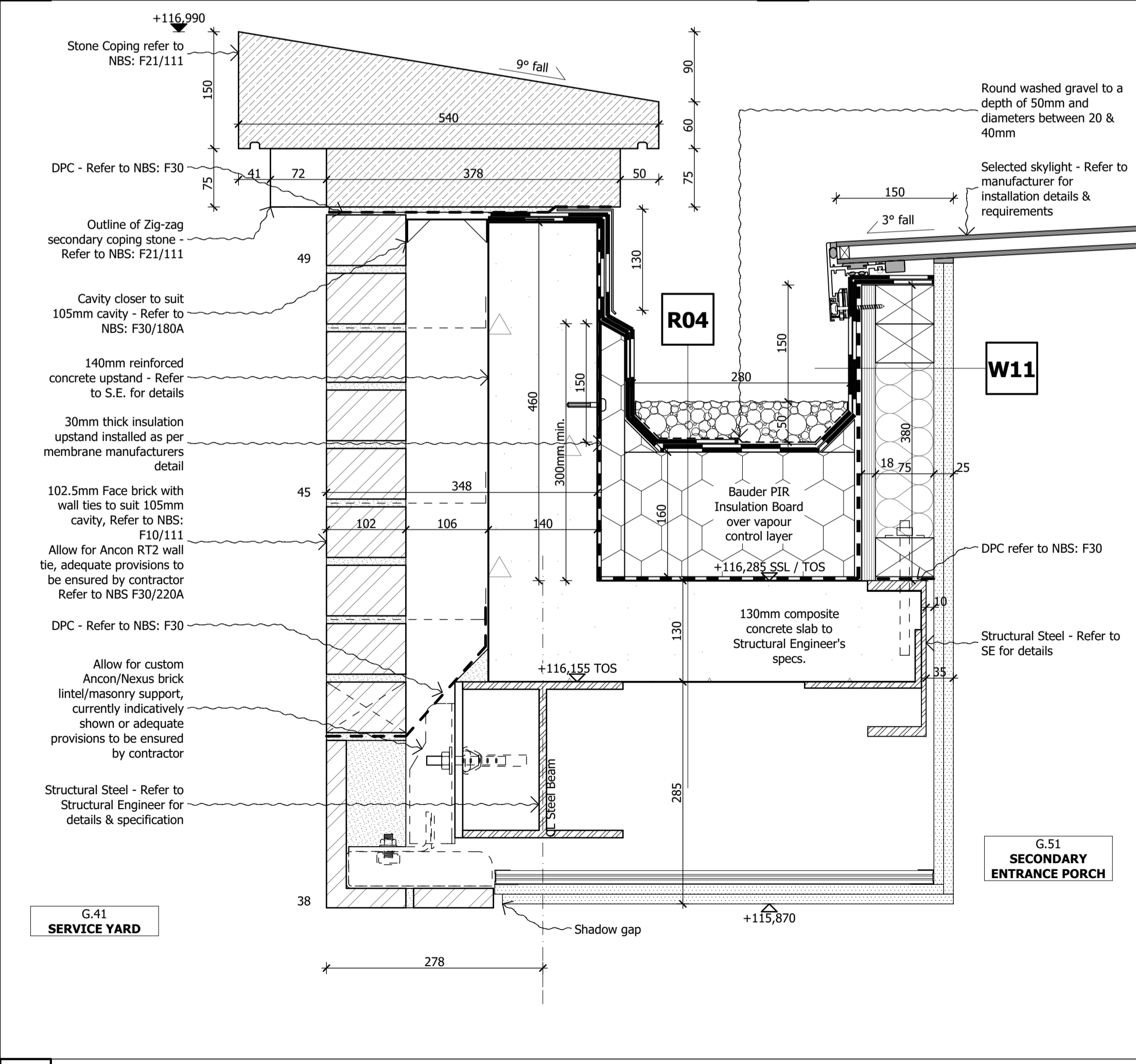


1 SCALE 1:5 @ A1; 1:10 @ A3
FLOATING ROOF DETAIL - SKYLIGHT ABOVE POOL LOBBY

2 SCALE 1:5 @ A1; 1:10 @ A3
FLAT ROOF DETAIL - SKYLIGHT ABOVE POOL LOBBY

3 SCALE 1:5 @ A1; 1:10 @ A3
FLAT ROOF DETAIL - SKYLIGHT ABOVE POOL LOBBY



4 SCALE 1:5 @ A1; 1:10 @ A3
FLAT ROOF & SKYLIGHT DETAIL ABOVE SECONDARY ENTRANCE POACH

5 SCALE 1:5 @ A1; 1:10 @ A3
FLAT ROOF & SKYLIGHT DETAIL ABOVE SECONDARY ENTRANCE PORCH

6 SCALE 1:5 @ A1; 1:10 @ A3
NEW WING FLAT ROOF & EXISTING WALL JUNCTION DETAIL

DO NOT SCALE FROM THIS DRAWING
Figured dimensions only are to be taken from this drawing. All dimensions are to be checked on site before any work is put in hand. If in doubt, ask.
All SHH drawings to be read in conjunction with relevant SHH Finishes, Sanitaryware, Lighting & Ironmongery schedules.
Any discrepancies to be highlighted to SHH prior to procurement and in good time.
Copyright © Spence Harris Hogan Limited 2015
Registered in England & Wales. Registered No. 261 0615
SHH is the trading name of Spence Harris Hogan Limited

Legends & Notes:

PL01	19.01.18	Planning Condition Approval	CK
Rev	Date	Descriptor	Athr.



1 Vencourt Place, Ravenscourt Park
Hammersmith, London W6 9NU
Phone: +44 (0) 20 8600 4171 Email info@shh.co.uk
shh.co.uk
Project:
Athlone House
Hampstead Lane
London
Client:
Private Client
Drawing Title:
400 Construction Details
New Wing Flat Roof Details
(Project number)DWG number_Revision: (817)AH-525_PL01 Checked: SM