

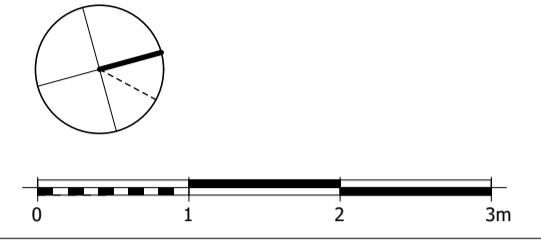
DO NOT SCALE FROM THIS DRAWING

Figured dimensions only are to be taken from this drawing. All dimensions are to be checked on site before any work is put in hand. If in doubt, ask.

All SHH drawings to be read in conjunction with relevant SHH Finishes, Sanitaryware, Lighting & Ironmongery schedules.

Any discrepancies to be highlighted to SHH prior to procurement and in good time.

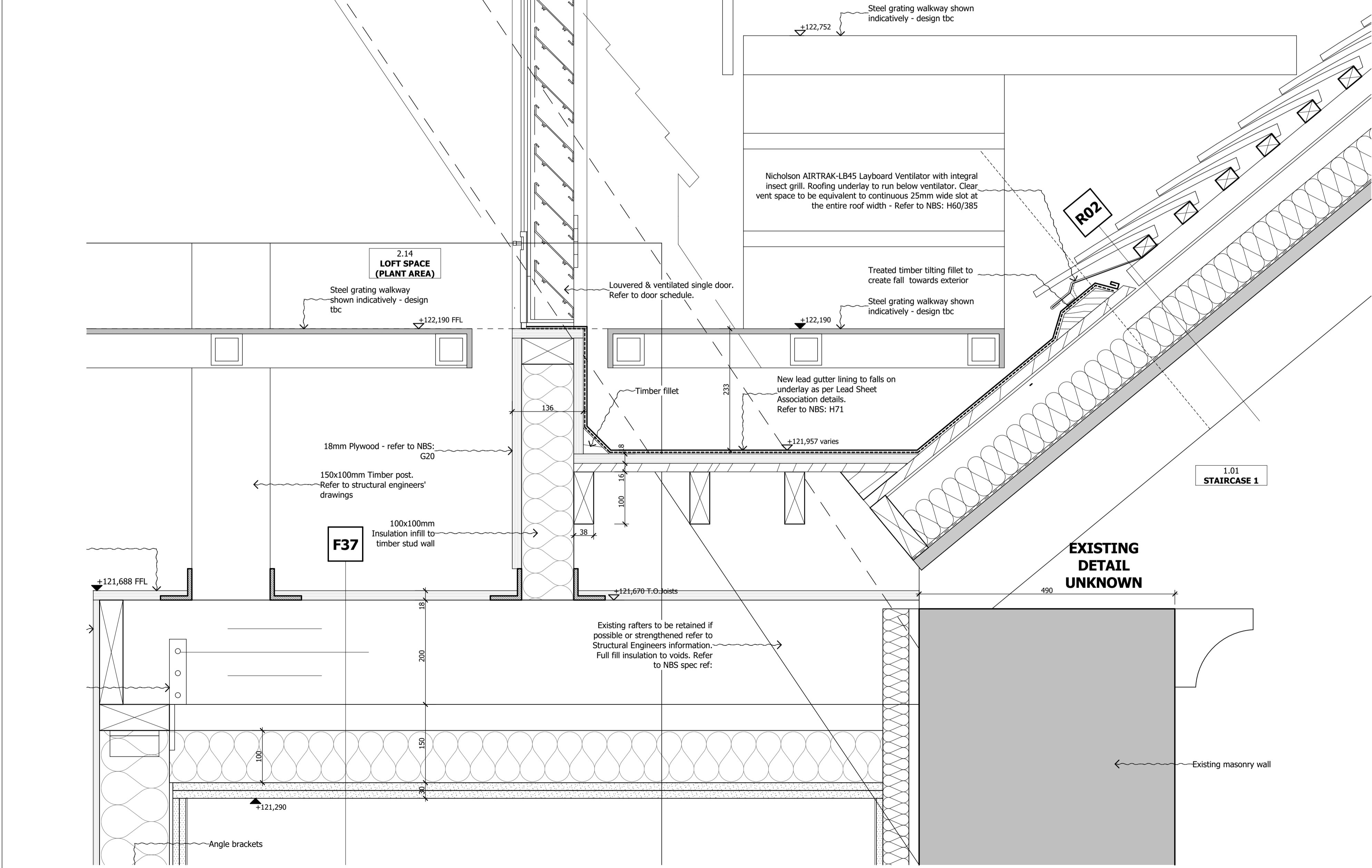
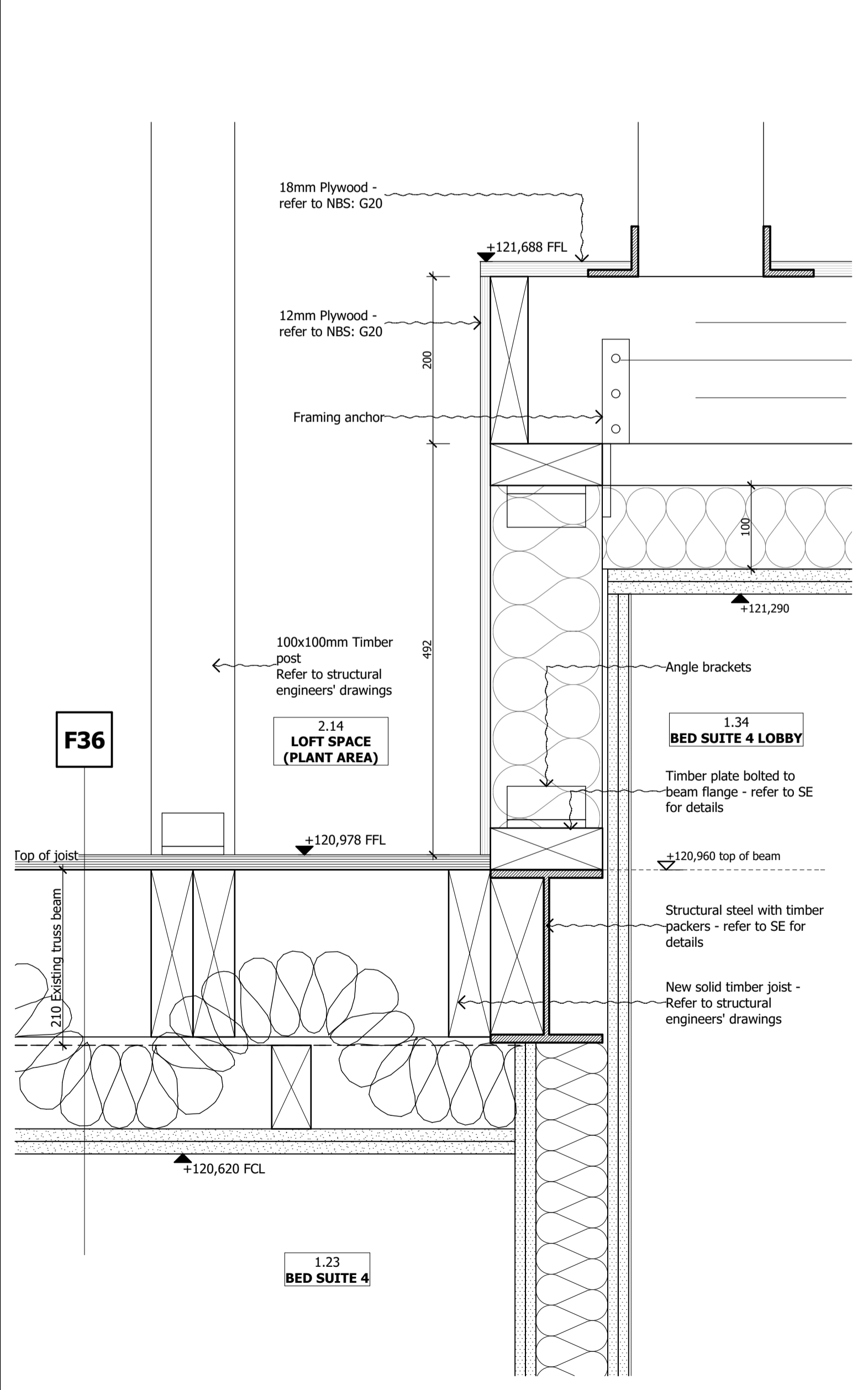
Copyright © Spence Harris Hogan Limited 2015
Registered in England & Wales. Registered No. 261 0615
SHH is the trading name of Spence Harris Hogan Limited



Legends & Notes:

2 SECTION J-J DETAIL - LOUVRED OPENING HEAD DETAIL TO DORMER ROOF
SCALE 1:5 @ A1; 1:10 @ A3

3
SCALE 1:5 @ A1; 1:10 @ A3



3
SCALE 1:5 @ A1; 1:10 @ A3
LOFT SPACE FLOOR DETAIL

1
SCALE 1:5 @ A1; 1:10 @ A3
SERVICE WALKWAY & LOUVRE DETAIL

Rev	Date	Descriptor	Athr.
PL01	19.01.18	Planning Condition Approval	CK



1 Vencourt Place, Ravenscourt Park
Hammersmith, London W6 9NU
Phone: +44 (0) 20 8600 4171 Email: info@shh.co.uk
shh.co.uk

Athlone House
Hampstead Lane
London

Client: Private Client
Drawing Title: 400 Construction Details
Existing House Roof Details

(Project number)DWG number_Revision: (817)AH-435_PL01
Checked: SM