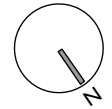
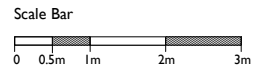
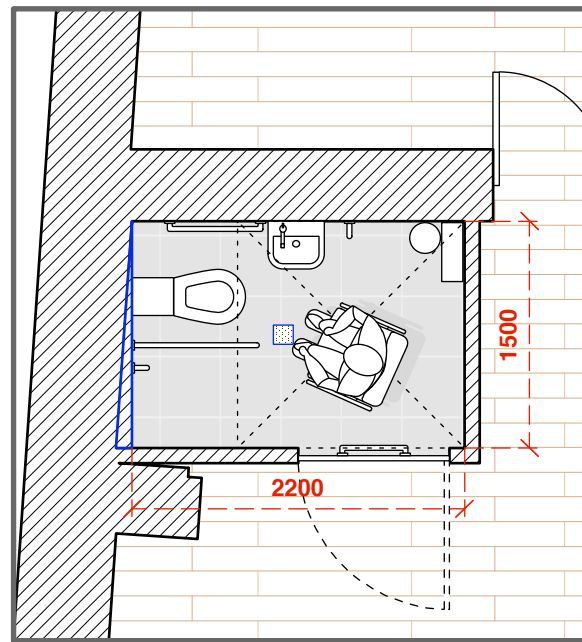


DISABLED WC STRATEGY



CONDITION 15 - Before the development commences, details of the disabled toilet, shown on drawing number 7118 - 11 Rev A, demonstrating compliance with Building Regulations Part M, shall be submitted to and approved by the local planning authority in writing. The facility as approved shall be provided prior to the operation of the public house and permanently retained thereafter.



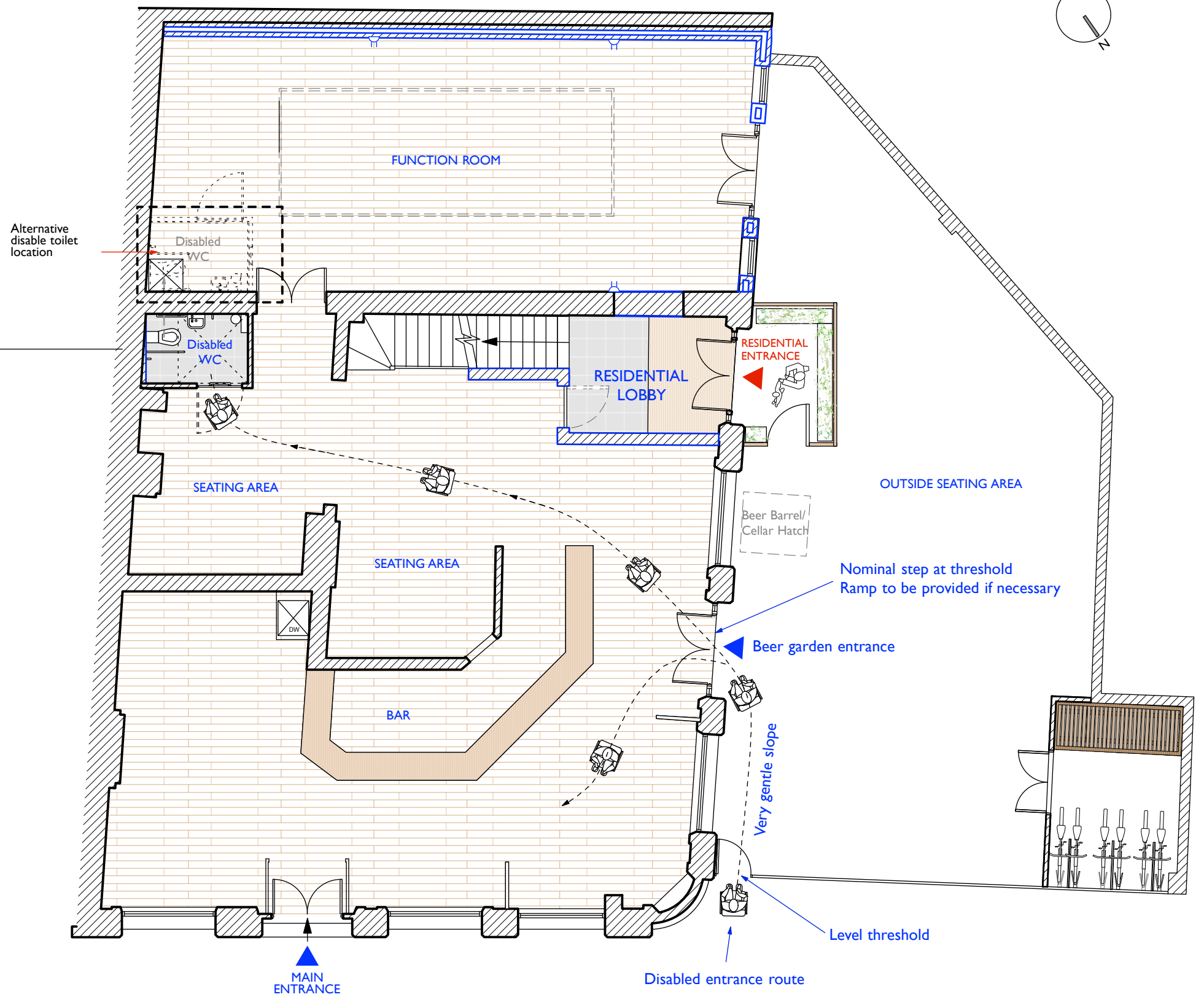
PLAN 1:50

The disabled toilet has been designed to full comply with Part M:

- It is 2.2m x 1.5m internally
- The door will open out and allow clear 900mm entrance
- The WC will be fully kitted out with a Part M compliant sanitaryware pack (see below) including alarm
- Wall and floor finishes will provide sufficient difference in contrast to aid the partially sighted



Armitage Shanks Doc M Contour 21 Close Coupled LH Corner Pack S6966AC



DO NOT SCALE THIS DRAWING WRITTEN DIMENSIONS ONLY TO BE USED ALL DIMENSIONS ARE IN MILLIMETRES ALL DIMENSIONS TO BE VERIFIED ON SITE ANY INCONSISTENCIES TO BE REPORTED TO THE ARCHITECT IMMEDIATELY	Job No 7118	p-ad 192D Compton Hill Road, Notting Hill Gate, London, W8 7TH t: 0208-4590172 e: sian@pelicanad.co.uk	p-ad	
	PLANNING			
	The Sir Richard Steele 97 Haverstock Hill London, NW3 4RL	Title Proposed disabled toilet	Number 7118 - COND 15	Rev F
	Drawn by LD	Scale 1:100 & 1:50@A3		