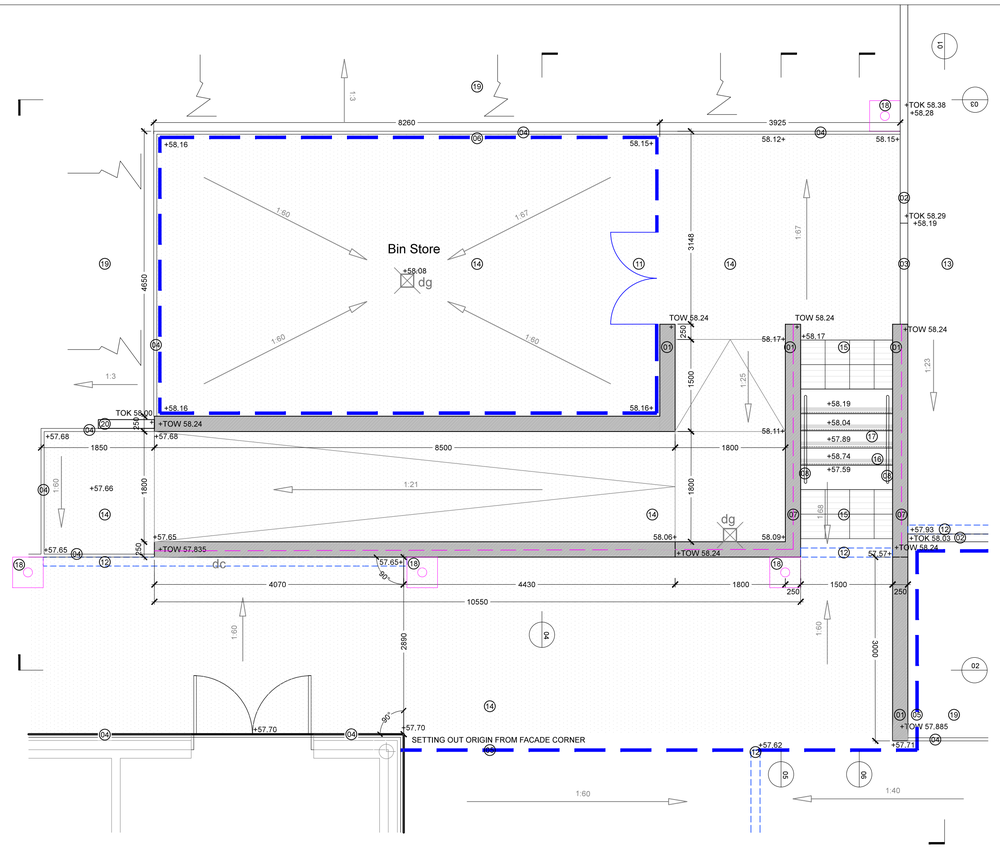

RAMP AND STEPS SETTING OUT PLAN - 1:50 @ A1

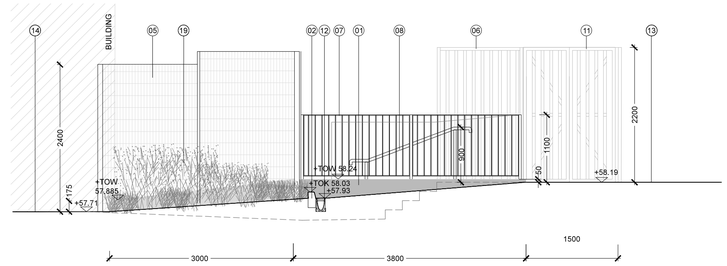

01 - ELEVATION 01, SCALE 1 TO 50 @ A1

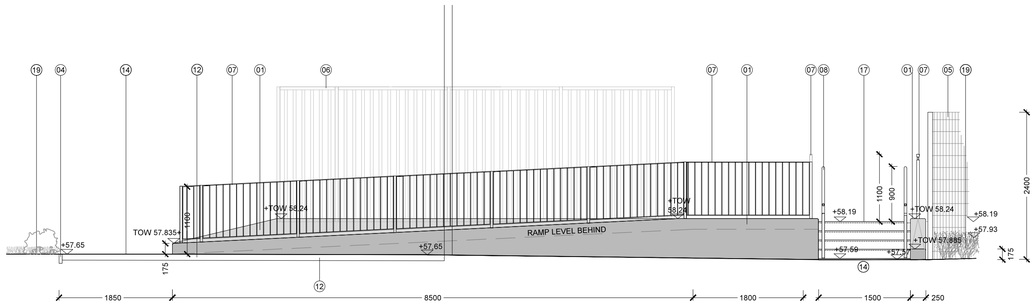

02 - ELEVATION 02, SCALE 1 TO 50 @ A1

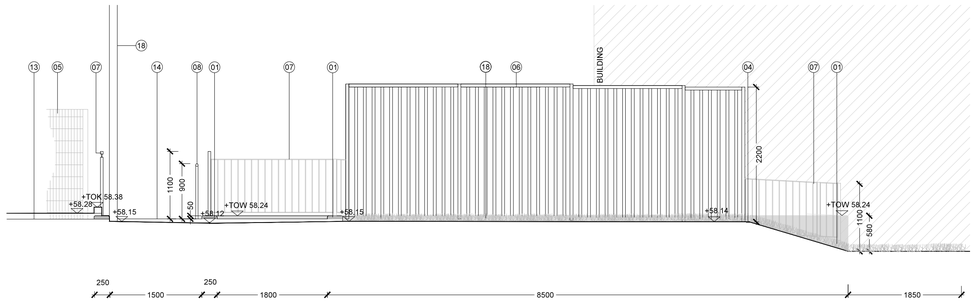

03 - ELEVATION 03, SCALE 1 TO 50 @ A1

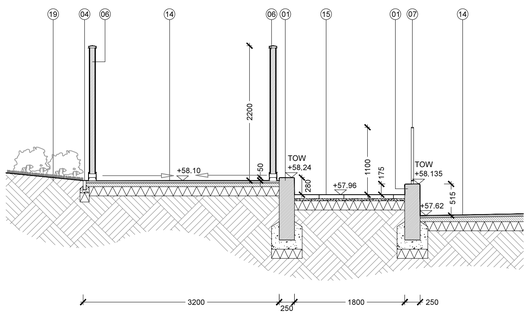

04 - SECTION 04, SCALE 1 TO 50 @ A1

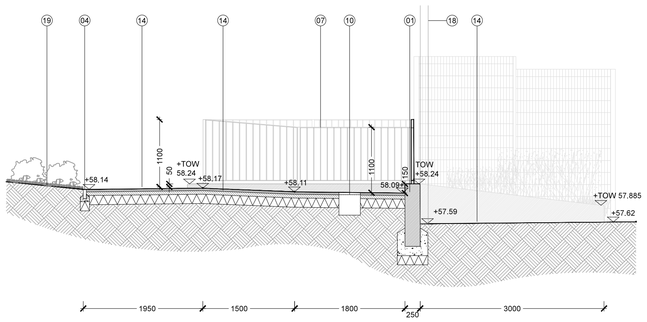

05 - SECTION 05, SCALE 1 TO 50 @ A1

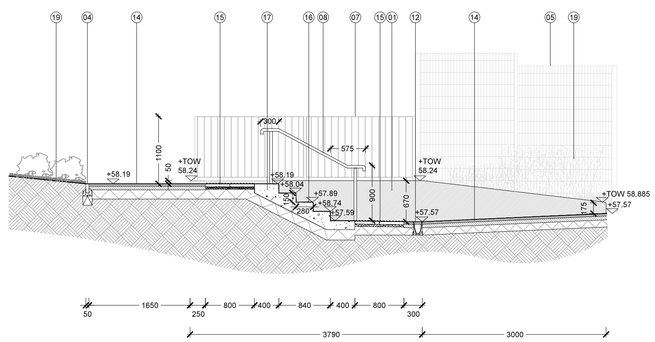

06 - SECTION 06, SCALE 1 TO 50 @ A1

GENERAL NOTES:
1. DO NOT SCALE FROM THIS DRAWING, DIMENSIONS GOVERN
2. ALL DIMENSIONS ARE IN MILLIMETRES UNLESS NOTED OTHERWISE
3. ALL DIMENSIONS SHALL BE VERIFIED ON SITE BEFORE PROCEEDING WITH THE WORK
4. PLINCKE SHALL BE NOTIFIED IN WRITING OF ANY DISCREPANCIES
5. PLINCKE ACCEPT NO LIABILITY FOR ANY EXPENSE LOSS OR DAMAGE OF WHATSOEVER NATURE AND HOWSEVER ARISING FROM ANY VARIATION MADE TO THIS DRAWING OR IN THE EXECUTION OF THE WORK TO WHICH IT RELATES WHICH HAS NOT BEEN REFERRED TO THEM AND PRIOR APPROVAL OBTAINED

A1 Original Sheet Size — 0mm 50mm

KEY PLAN

CDM:

IN ADDITION TO THE HAZARDS / RISKS NORMALLY ASSOCIATED WITH THE TYPES OF WORK DETAILED ON THIS DRAWING, NOTE THE FOLLOWING:

ITEM NO.	RISK REGISTER DETAILS

KEY:

01 W01 - Cast insitu concrete retaining wall - Various high
To specialist contractors details.
20mm chamfer to exposed edges

02 E01 - Edging - Pre cast concrete half battered kerb - 125x255x914mm
To engineers details
All 100mm upstand

03 E02 - Edging - Pre cast concrete channel for laying flush - 125x150x914mm To engineers details

04 E03 - Edging - Pre cast concrete pin kerb - 50x150x914mm
To engineers details

05 FE2 - Fence - Weldmesh - 2400mm height - 31 lm
IAE Fencing T: 01782 339 320 or equivalent

06 FE3 - Fence - Timber hit and miss fence - 2200mm height - 20 lm
Jacksons Fencing, T: 0800 408 2234, or equivilent

07 FE5 - Ballustrade - 1.1m height - 68 lm
Approved fabricator

08 F04 - Handrails to external steps - 900mm height using 45mm dia steel
Contractors choice

09 F05 - Door Barrier - 48mm dia x760x1110mm
Langley Street Furniture T: 01666 577 422 or equivalent

10 dg - Drainage gully
To engineers details

11 G5 - Gate - Double Leaf - 2200 ht x 1500 C/O – 1no
Product and colour to match fence type FE3
Jacksons Fencing, T: 0800 408 2234, or equivilent

12 dc - Drainage Channels
To engineers details

13 S01 - Asphalt - Vehicular grade
To engineers details

14 S02 - Asphalt -Pedestrian grade
To engineers details

15 S08 - Corduroy Tactile PCC Slab Paving - 400x400x65mm
To top & bottom of all steps
Charcon Ltd. T: 01335 372 222, or equivalent
With Urban Surface protection

16 S12 - Steps Strips
Black Carborandum Inlays to Treads (DDA COMPLIANT)

17 S13 - In Situ Concrete Steps - 20mm Chamfered Edges
Thread - 280mm, Raiser 150mm
To engineers details

18 6m high lighting column to engineers details

19 M1 - Planting Bed with maximum 1:3 slope

20 Transition kerb

wates

REV	REVISION	DATE	DWN	APP'D
00	AS BUILT	22.01.18	YB	CK
C02	Bin size increase, Retaining wall height as clouded	27.10.17	CK	CJ
C01	Team comments incorporated	03.02.16	MT	CJ

plincke.
landscape urbanism design
www.plincke.com
London +44 (0)207 739 3330
Manchester +44 (0)161 237 9223

Project:
HAMSTEAD SECONDARY SCHOOL
WESTBERE ROAD

Drawing:
TYPICAL DETAILS 06
-RAMP & STEP DETAILS

Date:	Scale:
14.12.15	1:50

Status:	Drn:	App'd:
AS BUILT	AS	CJ

Drawing No:	Rev:
0220-506	00