

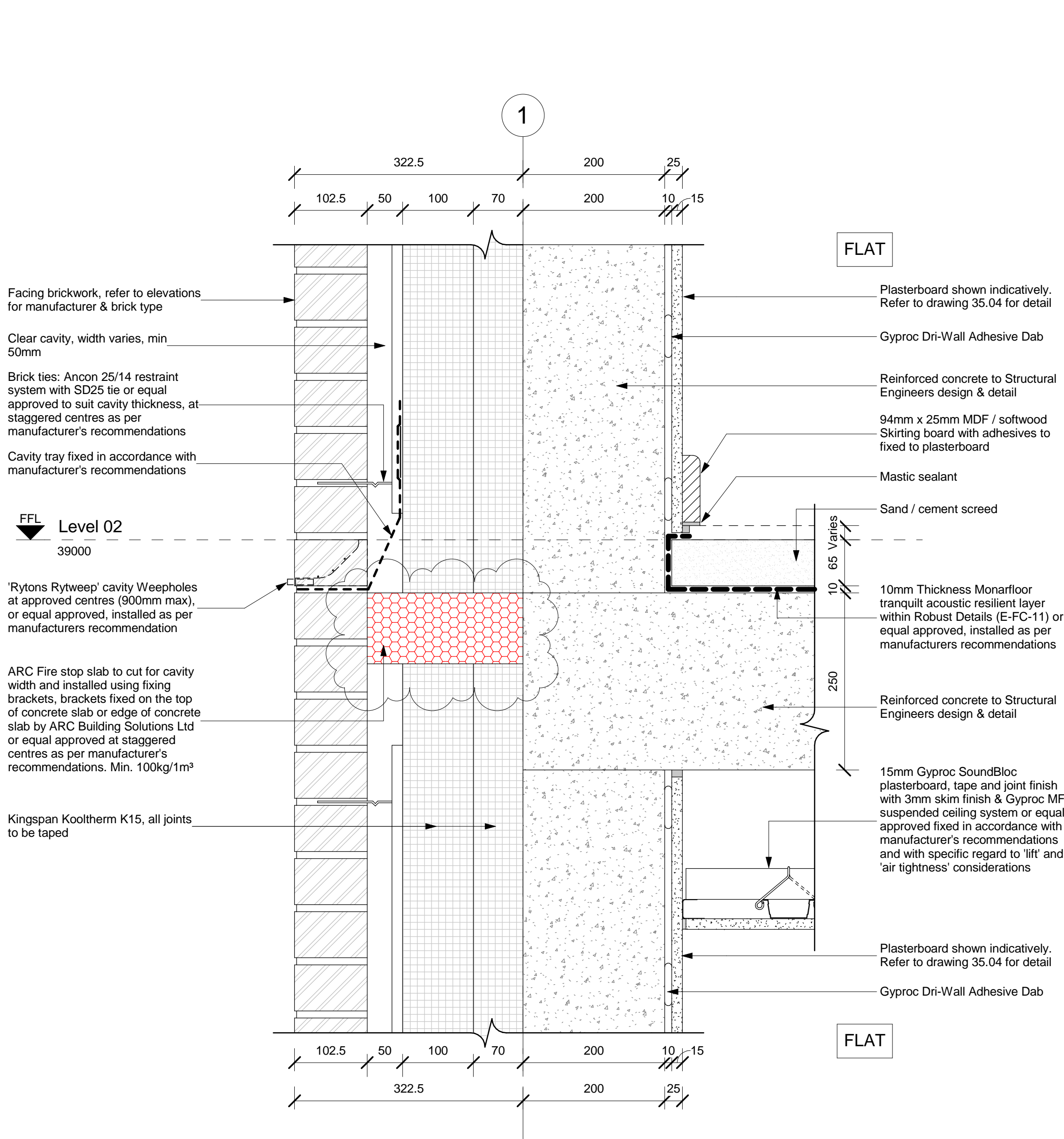
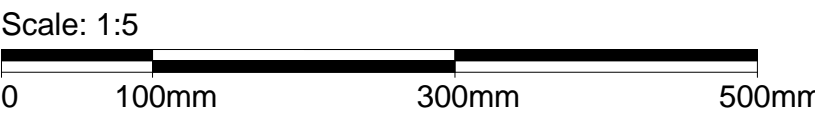
All dimensions to be verified on site by Main Contractor before the start of any shop drawings or work whatsoever either on their own behalf or that of sub-contractors.

Report any discrepancies to the Contract Administrator at once.

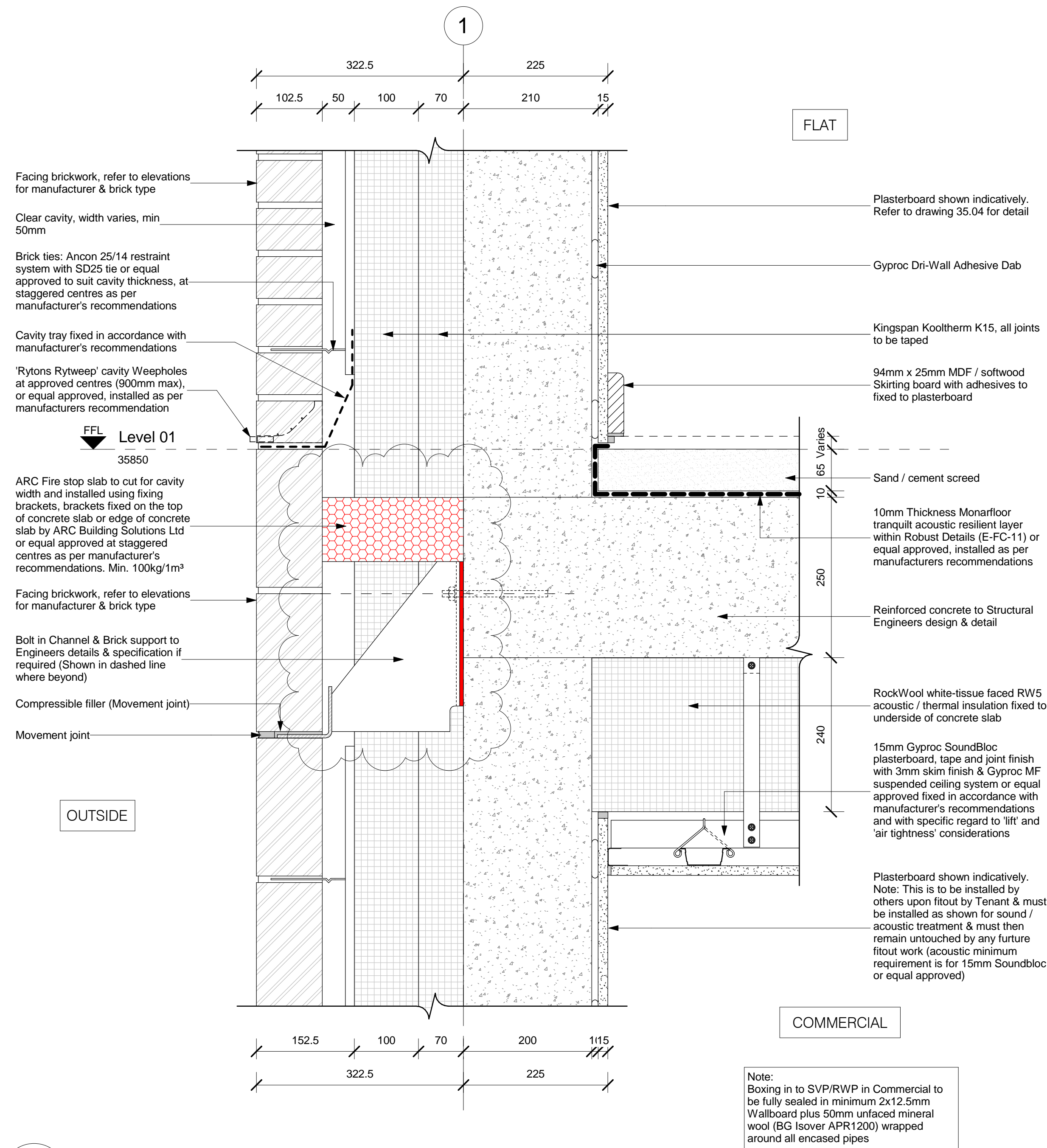
This drawing is to be read with all relevant Architect's and Engineer's drawings and other relevant information.

© Ingleton Wood LLP

LEGEND: DO NOT SCALE



1 Typical External Wall/Slab Detail
16.01 1 : 5



2 Typical External Wall/Slab Detail at Level 1
16.01 1 : 5

E	16.01.18	MSA, Fire Barrier and Plasterboard amended	ET	JR
D	12.01.18	Now amended	ET	JR
C	06.12.17	For Construction	ET	JR
B	28.07.17	Intelligent Brickwork replaced with full bricks as per Lovell comments	ET	JR
A	23.06.17	First Issue	ET	JR

Rev:	Date:	Description:	Chk:	Apr:
------	-------	--------------	------	------

Scale @ A1:	Issuing Office:	Project No:
As indicated	London	84923

Status:	Purpose of Issue:
S4	For Construction

Vision, form and function

Billericay
Cambridge
Colchester
London
Norwich

London
1 Alie Street
London E1 8DE

T: 020 7680 4400
www.ingletonwood.co.uk

Project:
Regents Park Estate
Plot 8 - The Victory Pub
London
NW1 4BX

Drawing Title:
External Wall Details

Client:
Lovell Partnership Ltd.

File Ref:	Revision:
TVP - IW - XX - ZZ - DR - A - 35.45	E