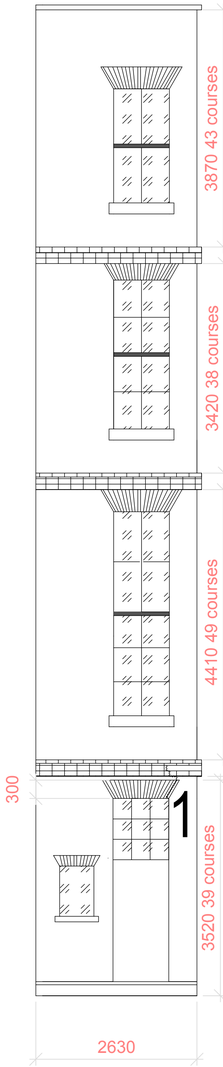

Elevation A

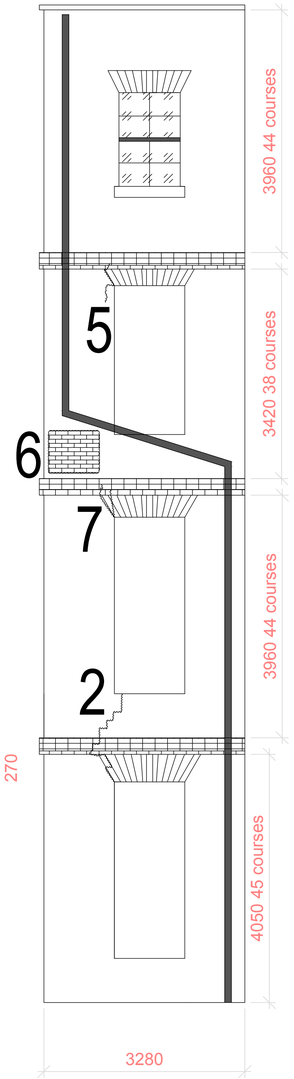

Elevation B

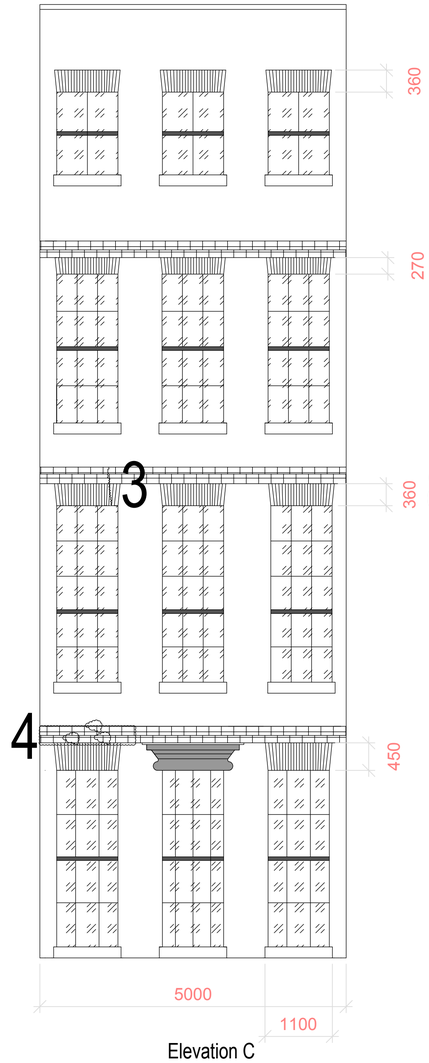

Elevation C

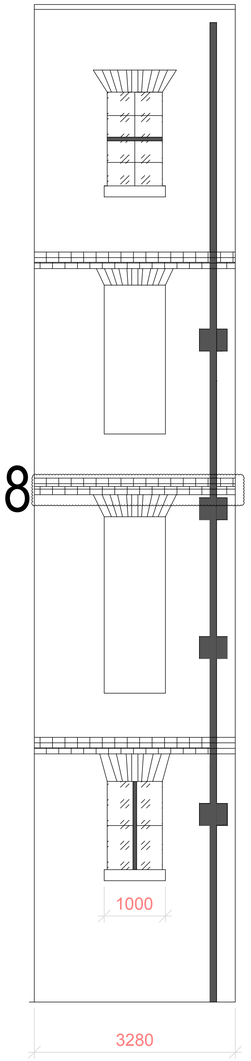

Elevation D

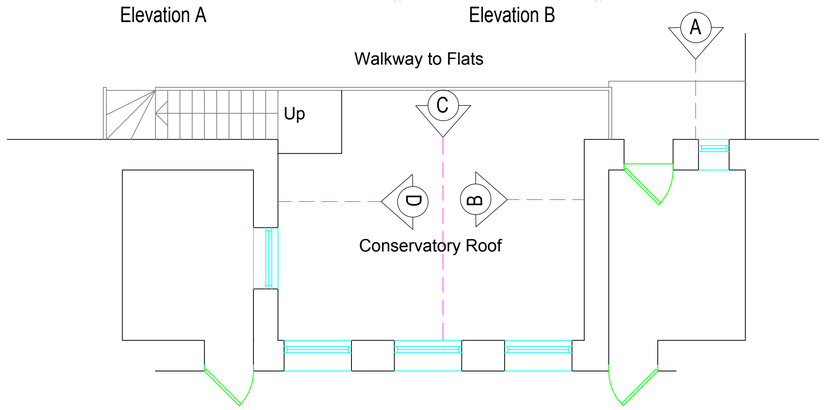

1

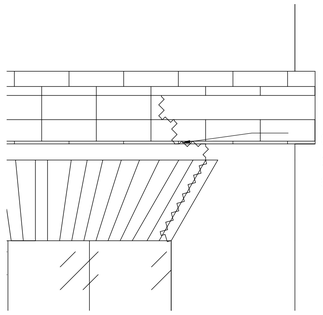

Cracking from brick band through to brick arch. Helibeam system to be used and repointing in lime mortar.

2

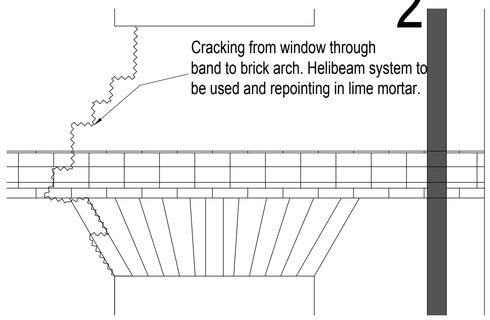

Cracking from window through band to brick arch. Helibeam system to be used and repointing in lime mortar.

3

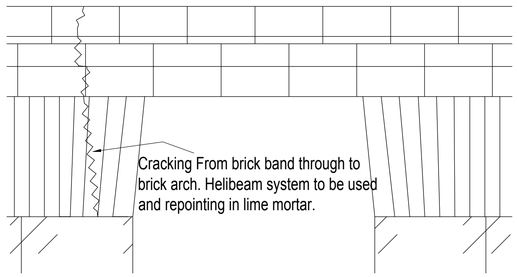

Cracking From brick band through to brick arch. Helibeam system to be used and repointing in lime mortar.

4

Deterioration to bricks across band. Repairs to 3nr bricks across band required. Helibeam system to be used and repointing in lime mortar. Replacement bricks to match existing and sootwashed to match surrounding brickwork. No Brickwork cleaning to be carried out.

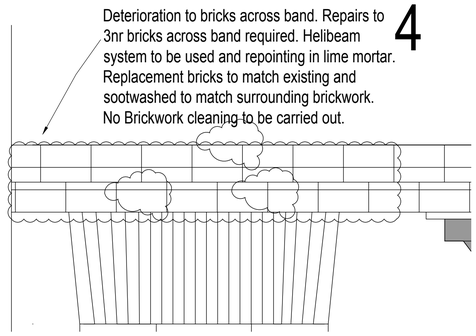

5

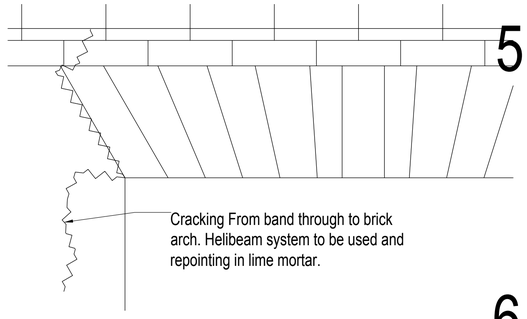

Cracking From band through to brick arch. Helibeam system to be used and repointing in lime mortar.

6

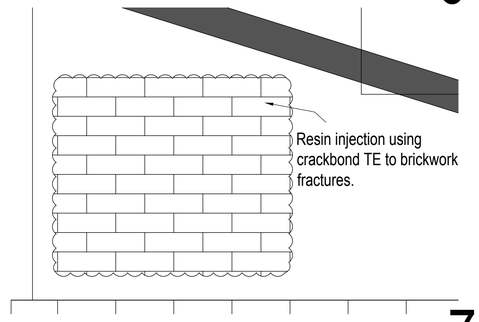

Resin injection using crackbond TE to brickwork fractures.

7

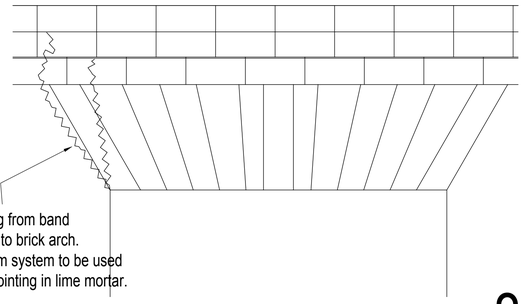

Cracking from band through to brick arch. Helibeam system to be used and repointing in lime mortar.

8

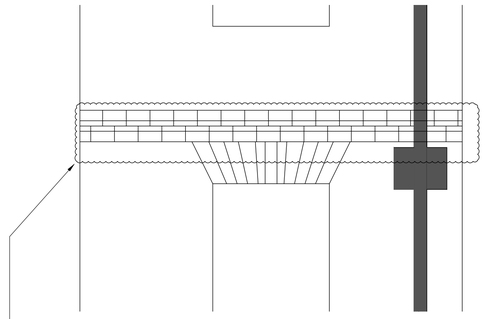

Deterioration to bricks across band, replacement of bricks to match existing and sootwashed to match surrounding brickwork. Helibeam system to be used and repointing in lime mortar. Works in this area are to be confined to the string course of bricks above the corbel.

NOTESTITLE
NOTESBODY

REV	DRAWN	DATE	CHECKED	DATE	APPROVED	DATE
P1						

THIS DRAWING IS PRODUCED FOR USE IN THIS PROJECT ONLY AND MAY NOT BE USED FOR ANY OTHER PURPOSE. THE ORIGINATOR ACCEPT NO LIABILITY FOR THE USE OF THIS DRAWING OTHER THAN THE PURPOSE FOR WHICH IT WAS INTENDED IN CONNECTION WITH THIS PROJECT AS RECORDED IN THE 'PURPOSE FOR ISSUE' AND 'FILE STATUS CODE'.

THIS DRAWING MAY NOT BE REPRODUCED IN ANY FORM WITHOUT PRIOR WRITTEN AGREEMENT.

© CROWN COPYRIGHT AND DATABASE RIGHTS 2018 ORDNANCE SURVEY LICENCE NUMBER 100019340.

RESPONSIBILITY IS NOT ACCEPTED FOR OTHERS SCALING DIRECTLY FROM THIS DRAWING. DO NOT SCALE FROM THIS DRAWING, USE WRITTEN DIMENSIONS ONLY.

0m 0.5 1.0 1.5 3.0m
1:50

ORIGINAL SHEET SIZE A1

CLIENT
Florida State University

PROJECT
FSU Planning Application

TITLE
Proposed Works to Rear Elevation

Hamson Barron Smith
www.hamsonbarronsmith.com
Haywards Heath
Hayworthe House, Market Place
Haywards Heath
West Sussex RH16 1DB
+44 (0)1444 449400
hello@hamsonbarronsmith.com

SCALES	DISCIPLINE	PROJECT NUMBER
1:50@A1		23-23-18-3-6008
DRAWING NUMBER: 001		REV CODE
STATUS CODE	PURPOSE OF ISSUE: PLANNING	DRAWN BY: WP

File Path: F:\01 Projects\Surveying\Florida State University - London\Planning application documents\001 - Proposed Works to rear Elevation.dwg, Saved: 12 January 2018 10:47:45, By: Pidgeon, William

Date Plotted: 12 January 2018 10:49:09

© COPYRIGHT HAMSON BARRON SMITH LTD. 2018