DRAWING NO.	REVISION
17/2469/E02	P2

LIGHTING CONTROL STRATEGY FOR OFFICES WITH FEATURE LED CIRCULAR PENDANT:
3 GANG MANUAL SWITCH.
GANG 1 – IN SERIES WITH MAINS PIR TO OPERATE SPOT LIGHTS GROUP 1 ON ABSENCE DETECTION
GANG 2 – IN SERIES WITH MAINS PIR TO OPERATE SPOT LIGHTS GROUP 1 ON ABSENCE DETECTION
GANG 3 – MOMENTARY DIMMABLE SWITCH TO OPERATE THE FEATURE PENDANT

RESIDUAL RISKS

1. THERE ARE NO FORESEEN SIGNIFICANT RISKS.

WARNING

INFORMATION ON THIS DRAWING IS PRODUCED USING COLOURS IF DRAWING IS NOT PRINTED IN COLOUR VITAL INFORMATION MAY BE OBSCURED OR MISSING

ELECTRICAL DRAWING NOTES

1. ELECTRICAL INSTALLATION TO FULLY COMPLY WITH BS7671:2008.
2. ALL CABLE ROUTES ARE INDICATIVE ONLY.
3. ALL DRAWINGS ARE TO BE READ IN CONJUNCTION WITH THE SPECIFICATION.
4. ALL ACCESSORIES TO BE AT LEAST 350mm FROM CORNERS TO ALLOW FOR DECORATING AND COMPLIANCE WITH PART M OF THE BUILDING REGULATIONS.
5. CABLE ROUTES TO BE CO-ORDINATED WITH ALL OTHER SERVICES, STRUCTURE, BUILDING CONSTRUCTION ETC.
6. ALL FINAL CONTAINMENT FROM THE MAIN CONTAINMENT RUNS SHALL BE SHOWN ON THE WORKING DRAWINGS AND AS BUILT DRAWINGS
7. ALL CONTAINMENT BREACHES THROUGH FIRE COMPARTMENTS SHALL BE SUITABLY TREATED TO MAINTAIN THE INTEGRITY OF THE FIRE COMPARTMENT WALL. SEE THE FIRE STRATEGY DRAWING FOR INFORMATION ON FIRE COMPARTMENTS.
8. THE DRAWING IS TO BE READ IN CONJUNCTION WITH THE MECHANICAL & ELECTRICAL SERVICES SPECIFICATION AND DRAWINGS.
9. FIRE ALARM INSTALLATION TO COMPLY FULLY WITH BS5839 Pt 1 : 2013
10. LIGHTING INSTALLATIONS TO COMPLY WITH THE CIBSE CODE FOR INTERIOR LIGHTING
11. EMERGENCY LIGHTING TO COMPLY FULLY WITH BS5266:2011

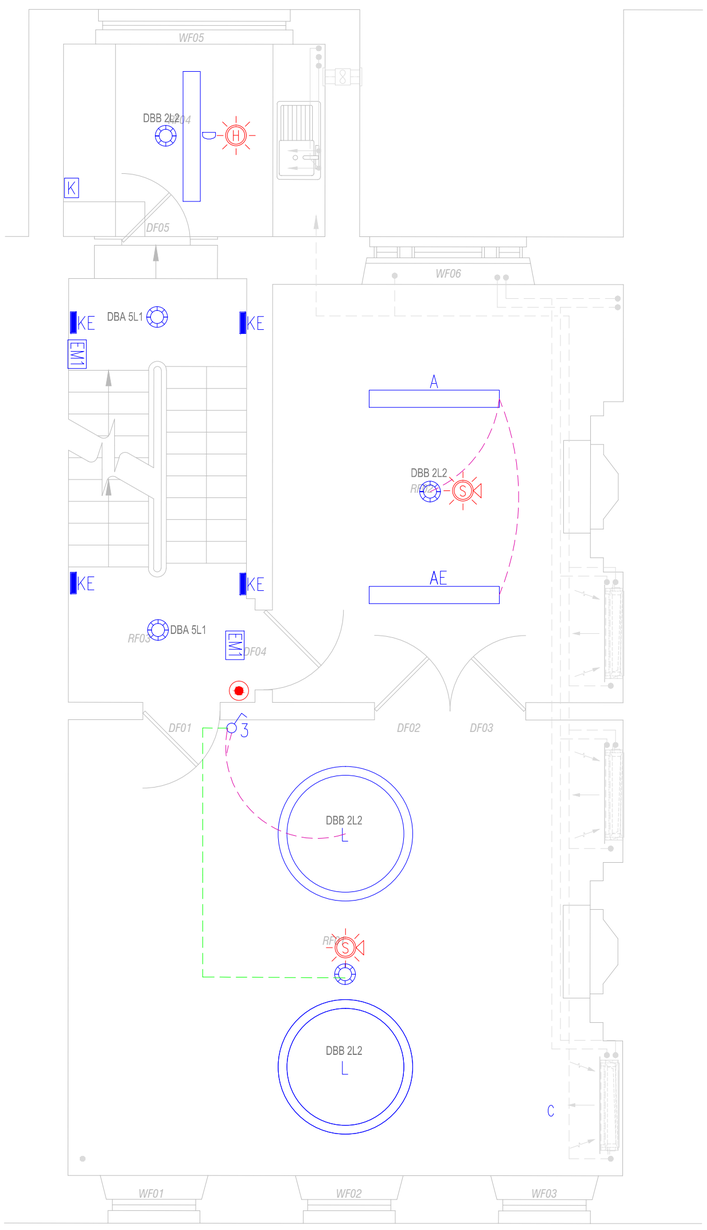

LIGHTING & FIRE ALARM

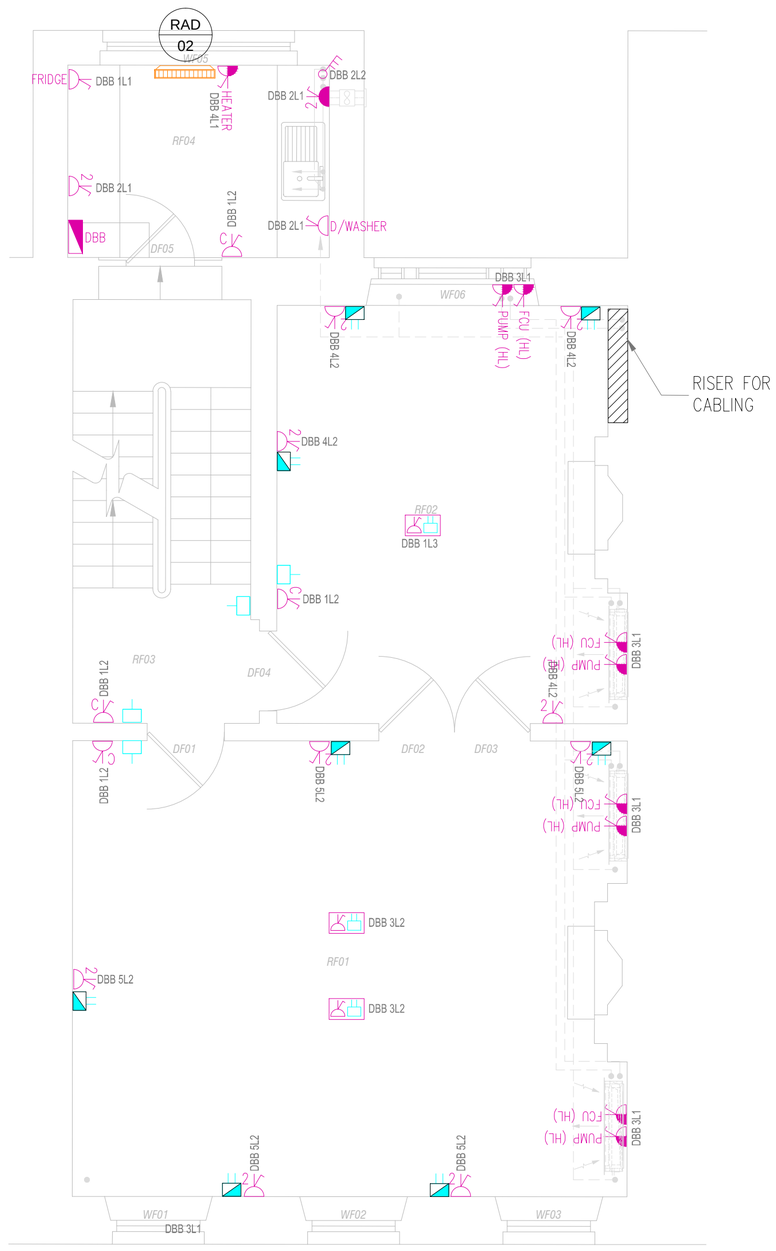

POWER, DATA & SECURITY

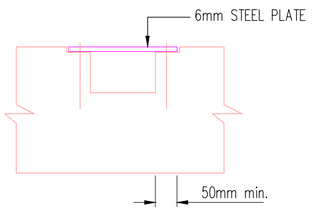

NOTCH REPAIR DETAIL 1
FOR NOTCHES UPTO 25mm DEEP & OVER SERVICES
(SCALE 1:10)

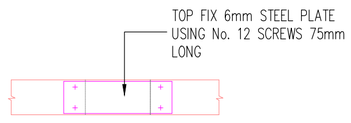

PLAN ON NOTCH REPAIR
(SCALE 1:10)

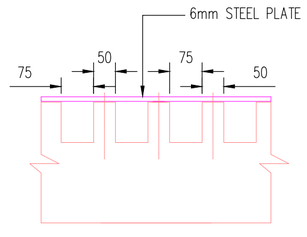

MULTI-NOTCH REPAIR DETAIL 2
FOR NOTCHES UPTO 25mm DEEP & OVER SERVICES
(SCALE 1:10)

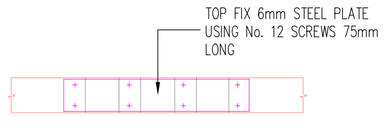

PLAN ON MULTI-NOTCH REPAIR
(SCALE 1:10)

LEGEND

- A — 'SPACE LED' SUSPENDED LED LINEAR LUMINAIRE BY MID LIGHTING WITH UPLIGHTING. MOUNTED AT 0.5m BELOW CEILING. REF: SPACE 2 153 LED 6800-840 PW U-D
- B — LED VAPORPROOF LED BATTEN LUMINAIRE BY QVIS: REF: NCF-1200NW. 3300 LUMENS
- C — 'FR-LED' FIRE RATED LED RECESSED DOWNLIGHT BY MID LIGHTING. IP65. 4000K CCT. GREY BEZEL
- D — 'SPACE LED' SUSPENDED LED LINEAR LUMINAIRE BY MID LIGHTING WITH UPLIGHTING. MOUNTED AT 0.5m BELOW CEILING. REF: SPACE 2 123 LED 840 PW U-D
- E — DENOTES EMERGENCY VERSION OF LIGHT FITTING
- F — 'GLORIOUS' LED DIR./IND LED PENDANT BY PROLIGHT. REF: 410-1023 -03-01. 4000K CCT, OPAL DIFFUSER
- G — 'ADA LED' EXTERNAL UP/DOWNLIGHT BY MID LIGHTING. REF:MI/ADA/150/LED. 4000K CCT
- H — 'CONVEX' LED WALL MOUNTED AMENITY LUMINAIRE BY QVIS. C/W INTEGRAL SENSOR. REF: CON-350ECO-24NW/MS. CONTRACTOR TO CONFIRM PART CODE FOR SENSOR
- K — LED WALL MOUNTED UP & DOWNLIGHTER BY TORNADO LIGHTING. REF: TR7226. 26W LED VERSION
- L — 'GLORIOUS' LED DIR./IND LED PENDANT BY PROLIGHT. REF: 410-1175-03 01. 4000K CCT, OPAL DIFFUSER. DALI DIMMABLE
- PE — EXTERNAL DAYLIGHT PHOTOCELL
- T — EXTERNAL LIGHTING TIME SWITCH
- K — EMERGENCY LIGHTING TEST KEY SWITCH FACILITY
- RECESSED 230V PIR MOVEMENT SENSOR BY HAGER. FIRE HOODS APPLIED.
- EM1 — 'MILEGEND' SURFACE MOUNTED ESCAPE LUMINAIRE BY MID LIGHTING
- EM2 — 'FRONTIER' IP65 LED LUMINAIRE BY MID LIGHTING. C/W HOOD ATTACHMENT & EMERGENCY BATTERY PACK. 15W VERSION. 3000K CCT. MAINTAINED VERSION
- MASTERSEAL 1 GANG, 1 WAY LIGHT SWITCH
- x — MOMENTARY LIGHT SWITCH. No OF GANGS AS INDICATED. BRUSHED STAINLESS STEEL FINISH
- S — FIRE ALARM SMOKE DETECTOR
- SV — FIRE ALARM SMOKE DETECTOR WITHIN VOID
- S — FIRE ALARM SMOKE DETECTOR C/W STROBE
- S — FIRE ALARM SMOKE DETECTOR C/W SOUNDER
- S — FIRE ALARM SMOKE DETECTOR C/W SOUNDER & STROBE
- H — FIRE ALARM HEAT DETECTOR
- H — FIRE ALARM HEAT DETECTOR C/W SOUNDER & STROBE
- FIRE ALARM SOUNDER & STROBE
- FIRE — ADDRESSABLE FIRE ALARM PANEL FOR WIRELESS SYSTEM
- R — LED INDICATOR
- MANUAL CALL POINT

LEGEND

- MAIN 100A TP&N CUT OUT WITH UTILITY METER
- HAGER 'INVICTA' TPN DISTRIBUTION BOARD. C/W INTEGRAL METER
- UN-SWITCHED FUSE CONNECTION UNIT (OPERATION AS SHOWN)
- SWITCH FUSE CONNECTION UNIT C/W NEON INDICATOR. BRUSHED STAINLESS STEEL FACEPLATE WHEN VISIBLE
- TRIPLE POLE ISOLATOR FOR FAN UNITS AT HIGH LEVEL
- C — CLEANERS SOCKET OUTLET FULLY RECESSED AT LOW LEVEL. BRUSHED STAINLESS STEEL FACEPLATE
- 2 — DOUBLE SWITCH SOCKET OUTLET FULLY RECESSED AT LOW LEVEL. BRUSHED STAINLESS STEEL FACEPLATE
- 2 — DOUBLE SWITCH SOCKET OUTLET INSTALLED ON DADO TRUNKING/ABOVE WORKTOP. BRUSHED STAINLESS STEEL FACEPLATE
- M — METAL CLAD DOUBLE SWITCH SOCKET OUTLET
- SINGLE PHASE ISOLATOR – RATING AND OPERATION AS SHOWN
- THREE PHASE ISOLATOR – RATING AND OPERATION AS SHOWN
- MULTI-COMPARTMENT FLOOR RECESSED POWER/DATA BOX BY LE GRAND. INCLUDES 2 DOUBLE SOCKETS & 4 RJ-45'S
- HD — WARNER HOWARD AIR FORCE 1.1kW HAND DRYER IN CHROME
- SINGLE RJ45 VOICE & DATA OUTLET FULLY RECESSED AT LOW LEVEL. BRUSHED STAINLESS STEEL FACEPLATE
- DOUBLE RJ45 VOICE & DATA OUTLET FULLY RECESSED AT LOW LEVEL. BRUSHED STAINLESS STEEL FACEPLATE
- SINGLE RJ45 VOICE & DATA OUTLET FULLY RECESSED AT 1200mm AFFL. BRUSHED STAINLESS STEEL FACEPLATE
- COMMS RACK
- AC — ACCESS CONTROL POWER CONTROL CENTRE
- DR — ACCESS CONTROL DOOR RELEASE BUTTON
- M — ACCESS CONTROL DOOR MAG LOCK
- ACCESS CONTROL EMERGENCY EGRESS BREAK GLASS UNIT
- HANDSET WITH INTEGRAL ACCESS PERMITTED BUTTON – EXACT POSITION TO BE AGREED.
- FLUSH MOUNTED INTERCOM WITH INTEGRAL CARD READER. STAINLESS STEEL FINISH – POSITION TO BE AGREED
- INTRUDER DETECTION PIR SENSOR
- K — INTRUDER DETECTION FINAL EXIT / ENTRANCE KEY PAD
- INTRUDER DETECTION EXTERNAL SOUNDER BEACON
- C — INTRUDER DETECTION DOOR CONTACTS
- INT — INTRUDER DETECTION PANEL

GLORIOUS LED DIRECT/INDIRECT LUMIANIRE



ADA LED EXTERNAL LUMINAIRE

ELECTRIC RADIATOR SCHEDULE

ID	MAKE	MODEL	HEIGHT	LENGTH	DEPTH	OUTPUT
RAD-01	DIMPLEX GIRONA	GFP100W C/W RX24TI CONTROL	565mm	700mm	107mm	1000W
RAD-02	DIMPLEX GIRONA	GFP050W C/W RX24TI CONTROL	565mm	530mm	107mm	500W

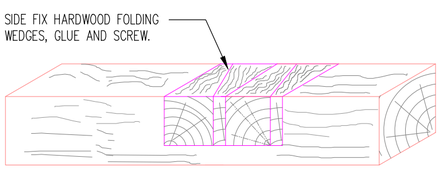

NOTCH REPAIR DETAIL 1
FOR LONG NOTCH APPLICATIONS
FOR NOTCHES GREATER THAN 25mm DEEP
(SCALE 1:20)

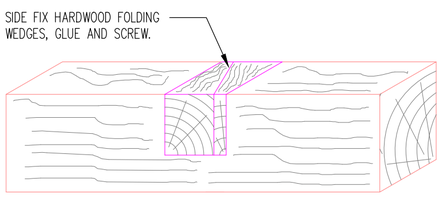

NOTCH REPAIR DETAIL 2
FOR NOTCHES GREATER THAN 25mm DEEP
(SCALE 1:20)

FR LED DOWNLIGHTER

MILEGEND ESCAPE LIGHT

FRONTIER

TORNADO WALL LIGHT

Rev	Dwn	Date	Description
P2	KM	x	ONGOING DESIGN DEVELOPMENT
P1	KM	20.09.17	PRELIMINARY ISSUE

PURPOSE OF ISSUE
PRELIMINARY

CLIENT
THE BEDFORD ESTATES

SCHEME
81 GOWER STREET
LONDON

TITLE
ELECTRICAL SERVICES
FIRST FLOOR

© THIS DESIGN IS THE PROPERTY OF ITD CONSULTANTS LTD AND SHALL NOT BE REPRODUCED OR COPIED IN ANY WAY OR CONVEYED TO A THIRD PARTY WITHOUT THE OWNERS WRITTEN PERMISSION.

itd CONSULTANTS
ITD CONSULTANTS LTD
(ENGINEERING SERVICES)
Tel: 023 9243 5050
www.itdconsultants.co.uk
e-mail: eng@itdconsultants.co.uk
LOW CARBON CONSULTANTS

SCALE	1:50 @ A1	DATE	SEP. 2017
DRAWN BY	KM	CHECKED BY	ITD
DRAWING NO.	17/2469/E02	REVISION	P2