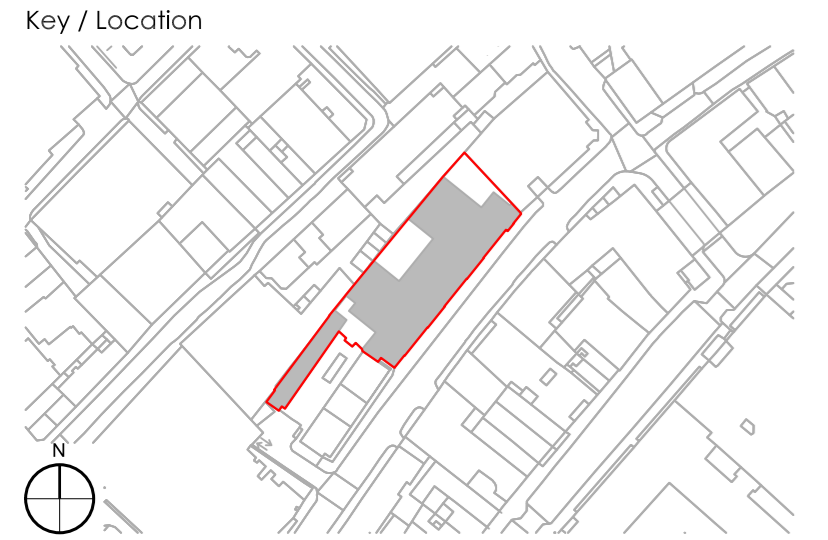








# Aldwych House

**GENERAL NOTES.**  
 This drawing remains the copyright of Andy Sturgeon Garden Design Limited.  
 All dimensions to be checked prior to commencement of any works,  
 and/or preparation of any shop drawings on site.  
 Any dimensional discrepancies and alterations to be referred to the designer.  
 DO NOT SCALE FROM THIS DRAWING.



- Legend**
-  Paving type 1 230.3m²  
Spray chip & for wearing surface  
buff colour, as Q23.180
  -  Paving type 2 26.6m²  
Porcelain tiles, 300 x 600 x 20mm, Kinorigo Archipeitra Crema  
Installed pedestal paving system, as M40.5
  -  Bench overhang - paving runs under fixing
  -  Tactile Paving

**NOTES:**  
 Porcelain slabs will need to be cut on site to suit terrace dimensions  
 Pedestal system to be contractor designed.  
 Product to be appropriately selected to fit tolerance of build up and any falls of  
 the terrace.

P03 05.06.17	Reduced paving area and removed planter shadow gaps	JP	TT	AS
P02 19.12.16	Second stage tender issue	JP	TT	AS
P01 25.11.16	First Issue	JP	AN	AS
Iss	Date	Issue notes	Drawn	Approved

**andysturgeon**  
 landscape and garden design

7 Marlborough Place, Brighton, East Sussex BN1 1UB  
 Tel: 01273 672575 info@andysturgeon.com www.andysturgeon.com

project no.	drawing no.	issue
510-P-00-210		P03
client	London Newcastle	
project	Parker House	
drawing	Paving Layout	
	Level 00	
	Aldwych Mews	scale 1:50@A1 1:100@A3