

PLANT SCHEDULE

Tree fern species	Height	Root Condition	No.
Dicksonia antarctica	100-150cm	Containerised	1

Perennials / Grasses	Size	Centres(mm)	No.
Asarum europaeum	2L	250	7
Convallaria majalis	2L	250	6
Oxalis adenophyllia	2L	250	6
Saxifraga x urbium	2L	250	7
Trillium rivale	2L	250	6
Vinca minor 'atropurpurea'	2L	250	6

Specimen Shrub	Size	Height/Spread @ Planting	No.
Fatsia japonica	10L	60-80cm Leader	1

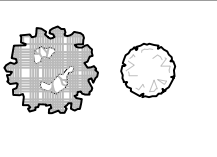
Ferns	Size	Centres(mm)	No.
Athyrium niponicum 'Silver Falls'	2L	as shown	5
Blechnum chilense	2L	as shown	6
Blechnum penna-marina	2L	as shown	3
Dryopteris cycadina	2L	as shown	3

Bulbs	Size	Density	No.
Galanthus nivalis	5/6cm	80/m2	60
Hyacinthoides non-scripta	8/9cm	20/m2	15
Anemone nemorosa 'alba'	5/6cm	80/m2	60

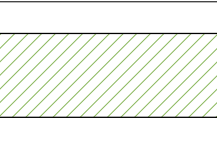
KEY



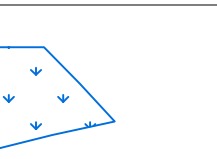
TREE FERN
1m-1.5m height



SPECIMENS
Refer to schedule for details



GROUND COVER PLANTING
Refer to schedule for details



BULB PLANTING
Refer to schedule for details

All dimensions to be verified on site. Figured dimensions to take precedent to those scaled. Any areas indicated on this drawing are for guidance only, no responsibility is taken for their accuracy.

The drawing is the property of Applied Landscape Design Limited. Copyright is reserved by them and the drawing is issued on the condition that it is not copied, reproduced, retained or disclosed to any unauthorized person, either wholly or in part without the written consent in writing of Applied Landscapes.

© 2017 Applied Landscape Design Limited. All rights reserved.

CDM/H&S

With reference to the hazard risk register the following are high lighted as potential risks:

- Access to plant & maintain ivy planters positioned on top of the boundary fences
- Lifting trees into rear garden and sunken courtyard spaces
- Access to elevated / high level ivy planter above sunken courtyards
- General handling of materials from delivery areas, back to and down into the external spaces
- Works over waterproofed structure (particularly in zones with shallow build ups over ventilation areas, below lawns and at structural upstands)

NOTES / KEY:

REFERENCE DRAWINGS/DOCUMENTS

ALD639_PL400	Planting Plan Layout, Sheet location plan
ALD639_PL401-403	Planting Plan Layout, Ground Floor
ALD639_PL411	Planting Plan Layout, Basement 1 Courtyard
ALD639_PL421	Planting Plan Layout, Basement 2 Lightwell

REVISIONS

no.	issued	date
P01	First issue for review / comment	15.05.2017

CLIENT:

VABEL LTD
VABEL

LANDSCAPE ARCHITECT:

ALD applied landscape design
The Threshing Barn, Bignell Park Barns,
Chesterton, Nr. Bicester, Oxfordshire OX26 1TD
Tel: 01869 249776 Fax: 01869 327513
Email: mail@appliedlandscape.co.uk

PROJECT:

LYNDHURST GARDENS

DRAWING TITLE:

PLANTING PLAN LAYOUT
BASEMENT 2
LIGHTWELL

drawn: CW	checked: KmJ
scale: 1:20 @ A1	date: 10.04.2017
status: Review / comment	xref file ref: ALD639_PLbase

PROJECT NO.	DRAWING NUMBER:	REVISION:
639/14	PL421	P01

ORIGINAL A1 SIZE SHEET