

Copyright. All rights reserved. This drawing must not be reproduced without permission.

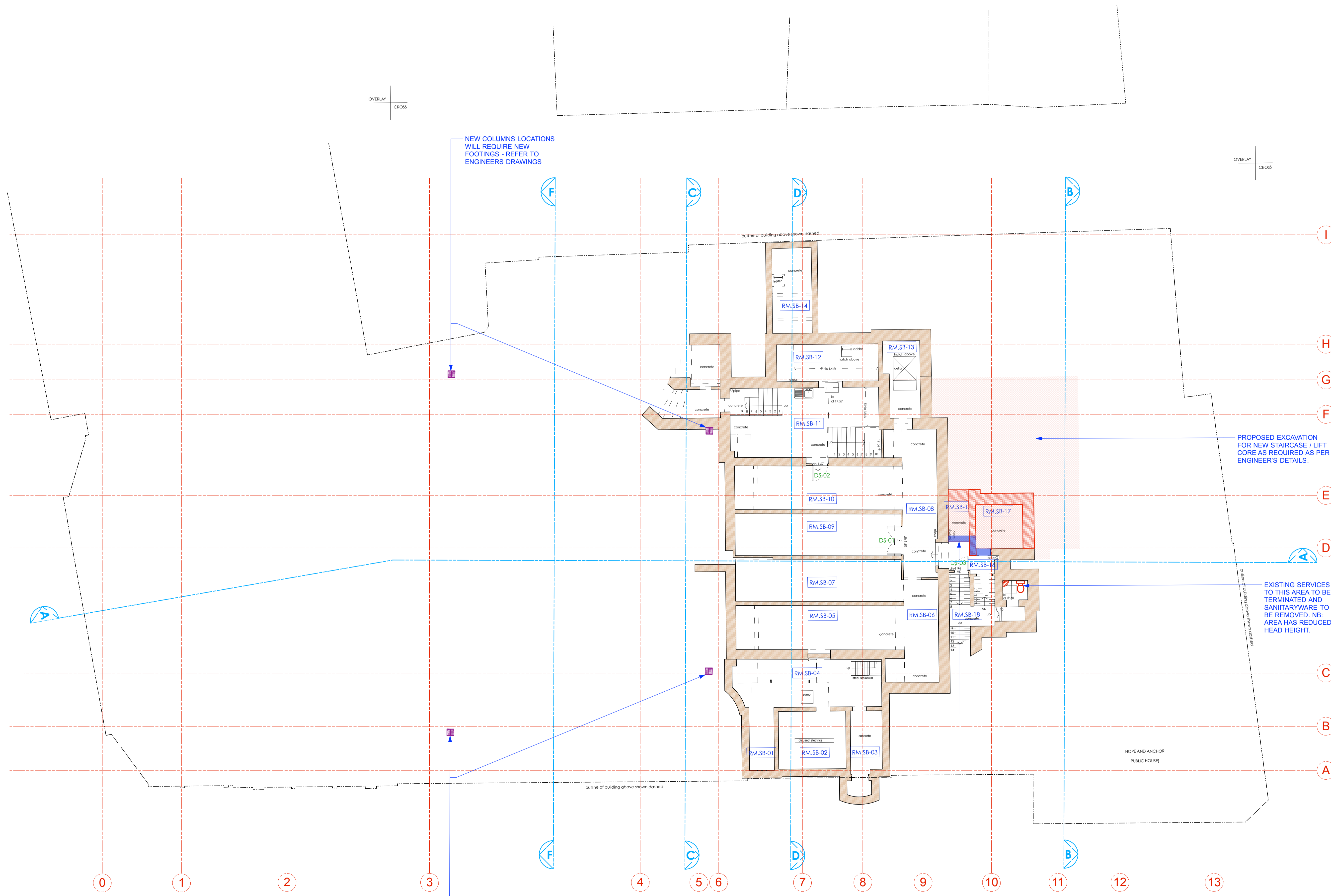
Only the original drawing should be relied upon. Contractors, subcontractors and suppliers must verify all dimensions on site before commencing any work or making any shop drawings.

All shop drawings to be submitted to the architect for comment prior to fabrication.

This drawing is to be read in conjunction with the Architect's specification, bills of quantities / schedules, structural, mechanical & electrical drawings and all discrepancies are to be reported to the architect.

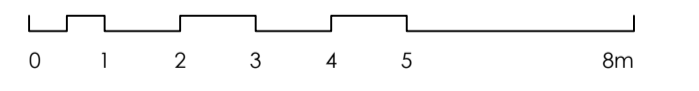

Do not scale from this drawing. Dimensions are in millimetres unless otherwise stated.

revision / date / amendments
A / 19/10/17 / - Column footing demolition locations shown. Gridlines 3G and 3B.
B / 06/12/17 / - Reinstatement of existing platform lift.



- LEGEND**
- Existing Building Fabric KOKO née Camden Palace Theatre (1900)
 - Existing Building Fabric Hope & Anchor (approx. 1850)
 - Existing Building Fabric Bayham Place (from 1875)
 - Existing Modern Building Fabric Bayham Place (from 2006)
 - PHASE 1 Building Fabric to be demolished
 - PHASE 1 Demolition of Flooring / Elevation / Wall
 - PHASE 1 Proposed Excavation
 - PHASE 2 Proposed Demolition
 - PHASE 2 Demolition of Flooring / Elevation / Wall
 - PHASE 2 Proposed Excavation
 - PHASE 2 Remove and retain in alternate location
 - Retain and protect existing
 - PHASE 1 Area to be blocked up and made weather tight temporarily pre Phase 2
 - Hope & Anchor Demise
 - Koko Demise
 - 1 Bayham Street & 65 Bayham Place Demise

06.12.17



PLANNING
Archer Humphries Architects

Basement
Central House
142 Central Street
London, United Kingdom
EC1V 8AR
T: +44 (0) 20 7251 8555

project title		KOKO + Hope & Anchor + Bayham Place Camden, London	
drawing title	scale	date	
Sub Basement Demolition Plan	1:100 (B1)	13.04.17	
drawing number	drawn	checked	DA
AHA / KCC / DM / 098	FR	DA	
	revision	8	

NOTE:
ALL ELECTRICAL, PLUMBING, RAIN WATER DOWN-PIPES, SEWER VENT PIPES, SUNDRIES AND ASSORTED MECHANICAL PLANT TO BE REMOVED AS PER ASSOCIATED PHASE. DRAWING TO BE READ IN CONJUNCTION WITH MEP AND STRUCTURAL ENGINEER'S DETAILS.

PHASE 1 (HOPE & ANCHOR + NEW BUILD) PHASE 2 (KOKO)