

N  
BROMWICH AVENUE  
NO. 2

4000

boundary line

GARDEN  
up

site dim./6770

STONE PATIO  
up

01/  
A-301

proposed skylight

PROPOSED EXTENSION

proposed skylight

RECEPTION 2

KITCHEN

RECEPTION 1

HALLWAY  
up

EXTERNAL CORRIDOR

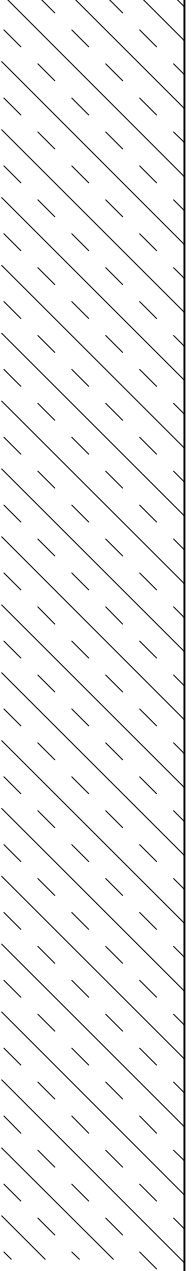
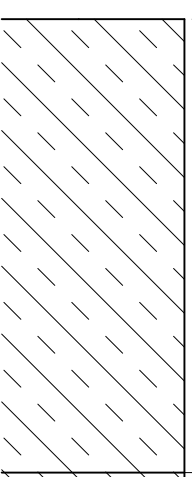
01/  
A-302

boundary line

NO. 6  
BROMWICH AVENUE

up  
Terrace

3000



01  
PROPOSED GROUND FLOOR PLAN  
SCALE 1:50 @ A3

Title  
PROPOSED GROUND FLOOR PLAN

Job  
4 BROMWICH AVENUE  
LONDON N6 6QH

Scale  
1:50@A3

Date  
11.16

Drn  
KC

Dwg No  
BA/PA-201

Rev  
A

Rev	Date	Description
-	08.09.17	Issued for Planning Application
A	19.12.17	Updated for Planning Application

Notes:

1. All dimensions shown are approximate and require verification on site.

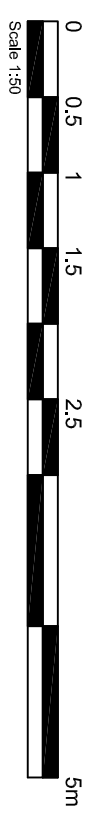
2. NOT FOR CONSTRUCTION

KEY:

EXISTING PARTY WALL

EXISTING STRUCTURAL WALL

NEW CAVITY WALL



Kathleen Chan Architecture  
65 Coppetts Road  
Muswell Hill  
London N10 1JH  
T +44 (0) 20 8292 1490  
M +44 (0) 7773 971 381  
kathleenchanarchitecture@gmail.com