


WARNING

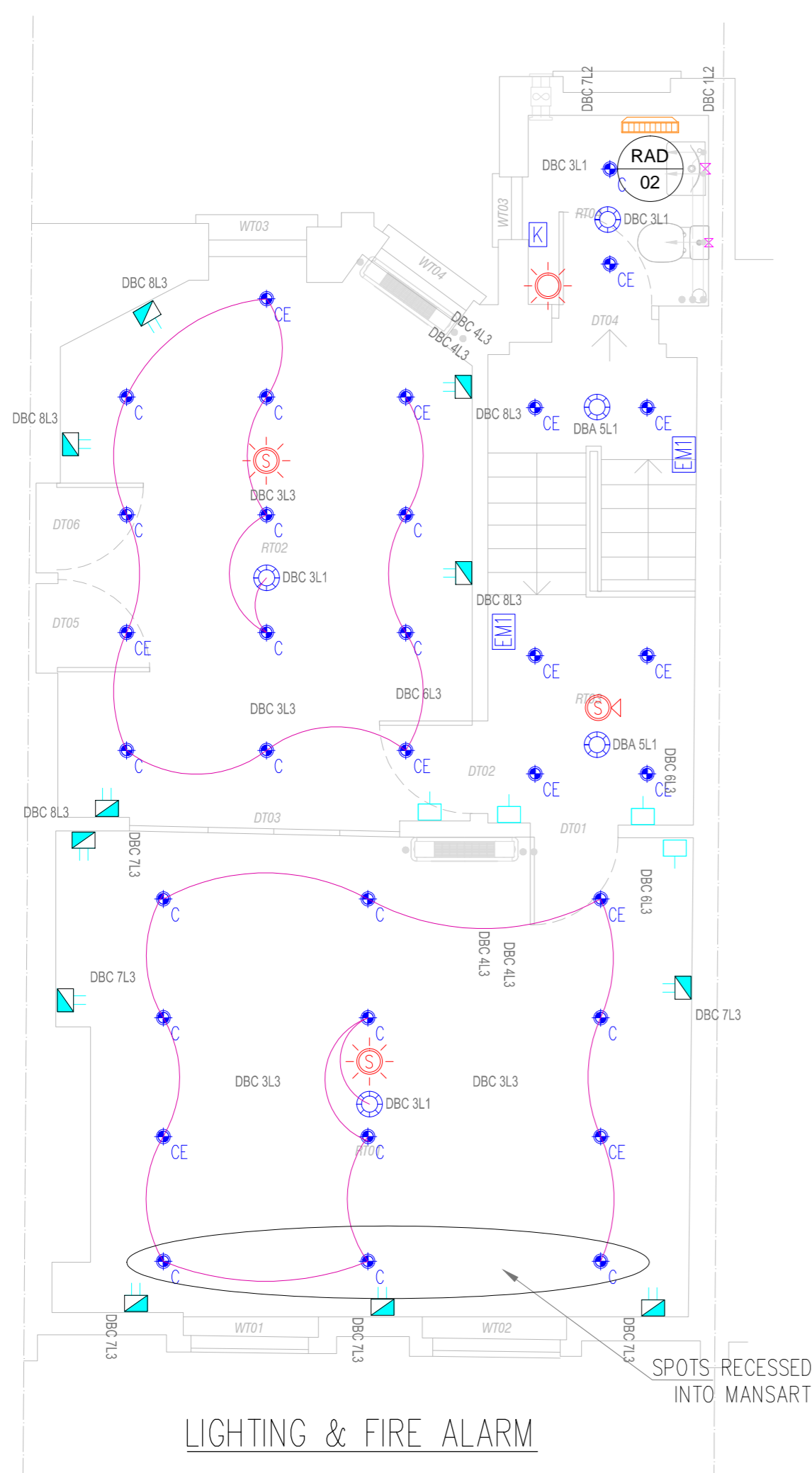
INFORMATION ON THIS DRAWING IS PRODUCED USING COLOURS IF DRAWING IS NOT PRINTED IN COLOUR VITAL INFORMATION MAY BE OBSCURED OR MISSING



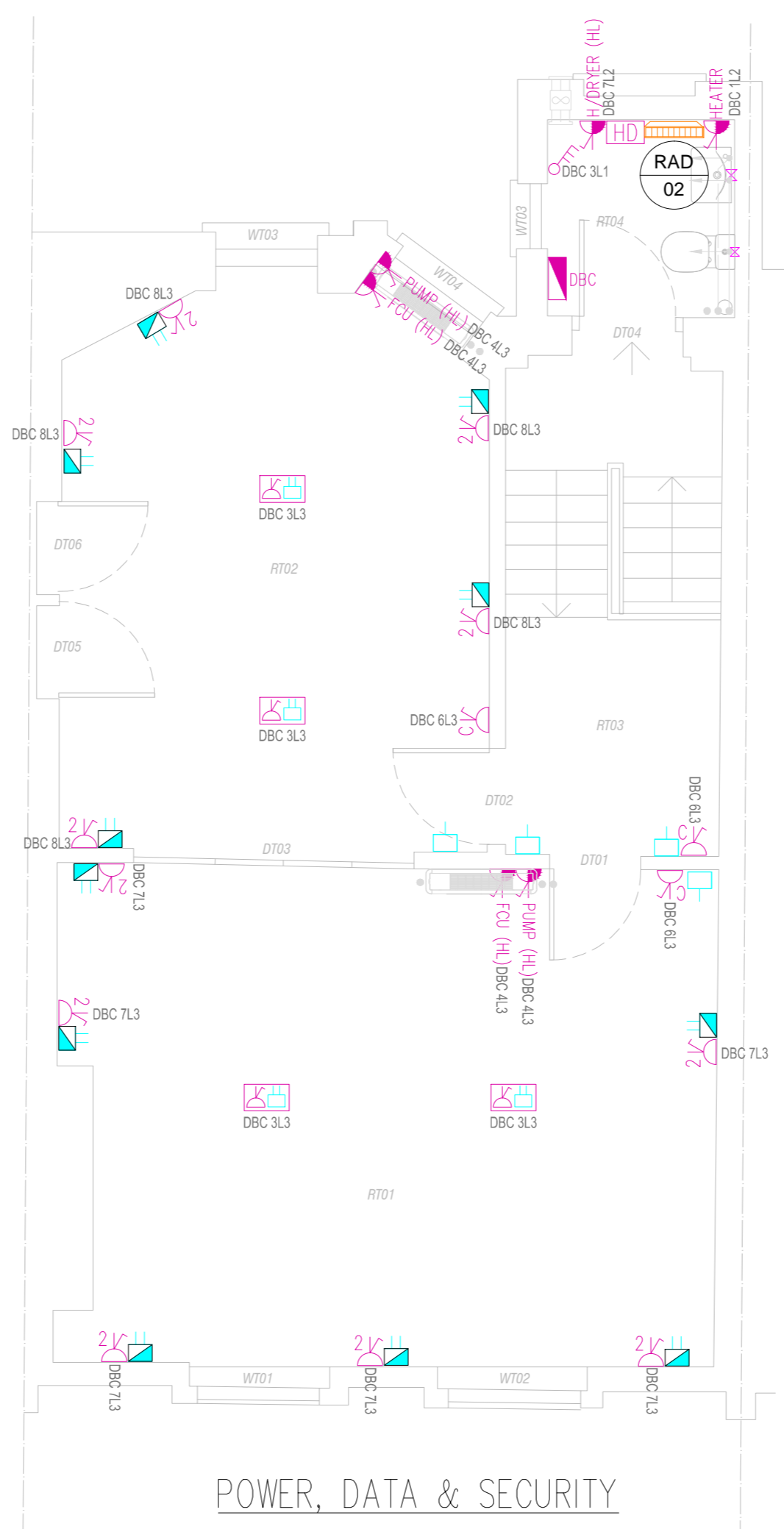
3D RENDER OF FRONT OFFICE OF THIRD FLOOR WITH MANSART

ELECTRICAL DRAWING NOTES

- ELECTRICAL INSTALLATION TO FULLY COMPLY WITH BS7671:2008.
- ALL CABLE ROUTES ARE INDICATIVE ONLY.
- ALL DRAWINGS ARE TO BE READ IN CONJUNCTION WITH THE SPECIFICATION.
- ALL ACCESSORIES TO BE AT LEAST 350mm FROM CORNERS TO ALLOW FOR DECORATING AND COMPLIANCE WITH PART M OF THE BUILDING REGULATIONS.
- CABLE ROUTES TO BE CO-ORDINATED WITH ALL OTHER SERVICES, STRUCTURE, BUILDING CONSTRUCTION ETC.
- ALL FINAL CONTAINMENT FROM THE MAIN CONTAINMENT RUNS SHALL BE SHOWN ON THE WORKING DRAWINGS AND AS BUILT DRAWINGS
- ALL CONTAINMENT BREACHES THROUGH FIRE COMPARTMENTS SHALL BE SUITABLY TREATED TO MAINTAIN THE INTEGRITY OF THE FIRE COMPARTMENT WALL. SEE THE FIRE STRATEGY DRAWING FOR INFORMATION ON FIRE COMPARTMENTS.
- THE DRAWING IS TO BE READ IN CONJUNCTION WITH THE MECHANICAL & ELECTRICAL SERVICES SPECIFICATION AND DRAWINGS.
- FIRE ALARM INSTALLATION TO COMPLY FULLY WITH BS5839 Pt 1 : 2013
- LIGHTING INSTALLATIONS TO COMPLY WITH THE CIBSE CODE FOR INTERIOR LIGHTING
- EMERGENCY LIGHTING TO COMPLY FULLY WITH BS5266:2011



LIGHTING & FIRE ALARM



POWER, DATA & SECURITY

ELECTRIC RADIATOR SCHEDULE						
ID	MAKE	MODEL	HEIGHT	LENGTH	DEPTH	OUTPUT
RAD-01	DIMPLEX GIRONA	GFP100W C/W RX24TI CONTROL	565mm	700mm	107mm	1000W
RAD-02	DIMPLEX GIRONA	GFP050W C/W RX24TI CONTROL	565mm	530mm	107mm	500W



LEGEND

- A** LED SUSPENDED LED LINEAR LUMINAIRE. EXACT SPEC TBC
- B** LED VAPORPROOF LED BATTEN LUMINAIRE BY QVIS. REF: NCF-1200NW. 3300 LUMENS
- C** 'FR-LED' FIRE RATED LED RECESSED DOWNLIGHT BY MID LIGHTING. IP65. 400K CCT. GREY BEZEL
- D** LED SUSPENDED LED LINEAR LUMINAIRE. EXACT SPEC TBC
- E** DENOTES EMERGENCY VERSION OF LIGHT FITTING
- F** 'GLORIOUS' LED DIR./IND LED PENDANT BY PROLICHT. REF: 410-1023 -03-01. 4000K CCT, OPAL DIFFUSER
- G** 'ADA LED' EXTERNAL UP/DOWNLIGHT BY MID LIGHTING. REF:MI/ADA/150/LED. 4000K CCT
- H** 'CONVEX' LED WALL MOUNTED AMENITY LUMINAIRE BY QVIS. C/W INTEGRAL SENSOR. REF: CON-350ECO-24NW/MS. CONTRACTOR TO CONFIRM PART CODE FOR SENSOR
- K** LED WALL MOUNTED UP & DOWNLIGHTER BY TORNADO LIGHTING. REF: TR7226. 26W LED VERSION
- L** 'GLORIOUS' LED DIR./IND LED PENDANT BY PROLICHT. REF: 410-1175-03 01. 4000K CCT, OPAL DIFFUSER. DALI DIMMABLE
- M** 'GOIKO' RECESSED LED DOWNLIGHTER BY PROLICHT. REF: 120-0195-03 03 15 40.
- P** EXTERNAL DAYLIGHT PHOTOCELL
- T** EXTERNAL LIGHTING TIME SWITCH
- K** EMERGENCY LIGHTING TEST KEY SWITCH FACILITY
- PIR** RECESSED 230V LIGHTING PIR BY HAGER. FIRE HOODS APPLIED.
- EM1** 'MILEGEND' SURFACE MOUNTED ESCAPE LUMINAIRE BY MID LIGHTING
- EM2** 'FRONTIER' IP65 LED LUMINAIRE BY MID LIGHTING. C/W HOOD ATTACHMENT & EMERGENCY BATTERY PACK. 15W VERSION. 3000K CCT. MAINTAINED VERSION
- MS** MASTERSEAL 1 GANG, 1 WAY LIGHT SWITCH
- MS** MOMENTARY LIGHT SWITCH. No OF GANGS AS INDICATED. BRUSHED STAINLESS STEEL FINISH
- S** FIRE ALARM SMOKE DETECTOR
- S** FIRE ALARM SMOKE DETECTOR WITHIN VOID
- S** FIRE ALARM SMOKE DETECTOR C/W STROBE
- S** FIRE ALARM SMOKE DETECTOR C/W SOUNDER
- S** FIRE ALARM SMOKE DETECTOR C/W SOUNDER & STROBE
- S** FIRE ALARM HEAT DETECTOR
- S** FIRE ALARM HEAT DETECTOR C/W SOUNDER & STROBE
- S** FIRE ALARM SOUNDER & STROBE
- FIRE** ADDRESSABLE FIRE ALARM PANEL FOR WIRELESS SYSTEM
- LED** LED INDICATOR
- MC** MANUAL CALL POINT

LEGEND

- 100A** MAIN 100A TP&N CUT OUT WITH UTILITY METER
- INVICTA** HAGER 'INVICTA' TPN DISTRIBUTION BOARD. C/W INTEGRAL METER
- UN** UN-SWITCHED FUSE CONNECTION UNIT (OPERATION AS SHOWN)
- SFCU** SWITCH FUSE CONNECTION UNIT C/W NEON INDICATOR. BRUSHED STAINLESS STEEL FACEPLATE WHEN VISIBLE
- TI** TRIPLE POLE ISOLATOR FOR FAN UNITS AT HIGH LEVEL
- CSO** CLEANERS SOCKET OUTLET FULLY RECESSED AT LOW LEVEL. BRUSHED STAINLESS STEEL FACEPLATE
- DSO** DOUBLE SWITCH SOCKET OUTLET FULLY RECESSED AT LOW LEVEL. BRUSHED STAINLESS STEEL FACEPLATE
- DSO** DOUBLE SWITCH SOCKET OUTLET INSTALLED ON DADO TRUNKING/ABOVE WORKTOP. BRUSHED STAINLESS STEEL FACEPLATE
- MCSO** METAL CLAD DOUBLE SWITCH SOCKET OUTLET
- SI** SINGLE PHASE ISOLATOR - RATING AND OPERATION AS SHOWN
- THI** THREE PHASE ISOLATOR - RATING AND OPERATION AS SHOWN
- MCF** MULTI-COMPARTMENT FLOOR RECESSED POWER/DATA BOX BY LE GRAND. INCLUDES 2 DOUBLE SOCKETS & 4 RJ-45'S
- HD** WARNER HOWARD AIR FORCE 1.1kW HAND DRYER IN CHROME
- RS** SINGLE RJ45 VOICE & DATA OUTLET FULLY RECESSED AT LOW LEVEL. BRUSHED STAINLESS STEEL FACEPLATE
- RS** DOUBLE RJ45 VOICE & DATA OUTLET FULLY RECESSED AT LOW LEVEL. BRUSHED STAINLESS STEEL FACEPLATE
- RS** SINGLE RJ45 VOICE & DATA OUTLET FULLY RECESSED AT 1200mm BRUSHED STAINLESS STEEL FACEPLATE
- CR** COMMS RACK
- AC** ACCESS CONTROL POWER CONTROL CENTRE
- DR** ACCESS CONTROL DOOR RELEASE BUTTON
- M** ACCESS CONTROL DOOR MAG LOCK
- EB** ACCESS CONTROL EMERGENCY EGRESS BREAK GLASS UNIT
- HA** HANDSET WITH INTEGRAL ACCESS PERMITTED BUTTON - EXACT POSITION TO BE AGREED.
- INT** 'NET 2' FLUSH MOUNTED INTERCOM WITH INTEGRAL CARD READER. BRASS FINISH - POSITION TO BE AGREED
- IDS** INTRUDER DETECTION PIR SENSOR
- KE** INTRUDER DETECTION FINAL EXIT / ENTRANCE KEY PAD
- ISB** INTRUDER DETECTION EXTERNAL SOUNDER BEACON
- IC** INTRUDER DETECTION DOOR CONTACTS
- INT** INTRUDER DETECTION PANEL
- PH** PANEL HEATER - REFER TO SCHEDULE

XREF HISTORY

Architects Information			
Company	Filename	Drawing No.	Revision
-	EXISTING & PROPOSED BASEMENT PLAN	-	DRAFT

P2	KM	11.10.17	ONGOING DESIGN DEVELOPMENT
P1	KM	20.09.17	PRELIMINARY ISSUE
Rev	Dwn	Date	Description

PURPOSE OF ISSUE
PRELIMINARY

CLIENT
THE BEDFORD ESTATES

SCHEME
6 BAYLEY STREET
LONDON

TITLE
ELECTRICAL SERVICES
THIRD FLOOR

© THIS DESIGN IS THE PROPERTY OF ITD CONSULTANTS LTD AND SHALL NOT BE REPRODUCED OR COPIED IN ANY WAY OR CONVEYED TO A THIRD PARTY WITHOUT THE OWNERS WRITTEN PERMISSION.

itd CONSULTANTS LOW CARBON CONSULTANTS

ITD CONSULTANTS LTD (ENGINEERING SERVICES)
Tel: 023 9243 5050
www.itdconsultants.co.uk
e-mail: eng@itdconsultants.co.uk

SCALE 1:50 @ A1	DATE SEP. 2017
DRAWN BY KM	CHECKED BY ITD
DRAWING NO. 17/2470/E04	REVISION P2

