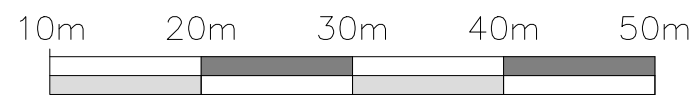
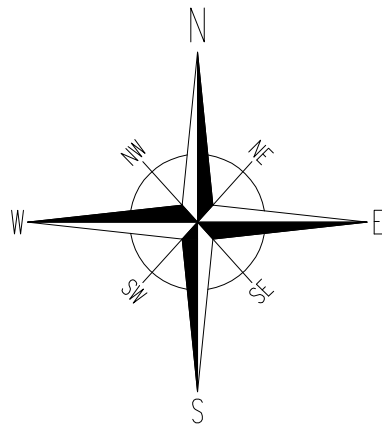
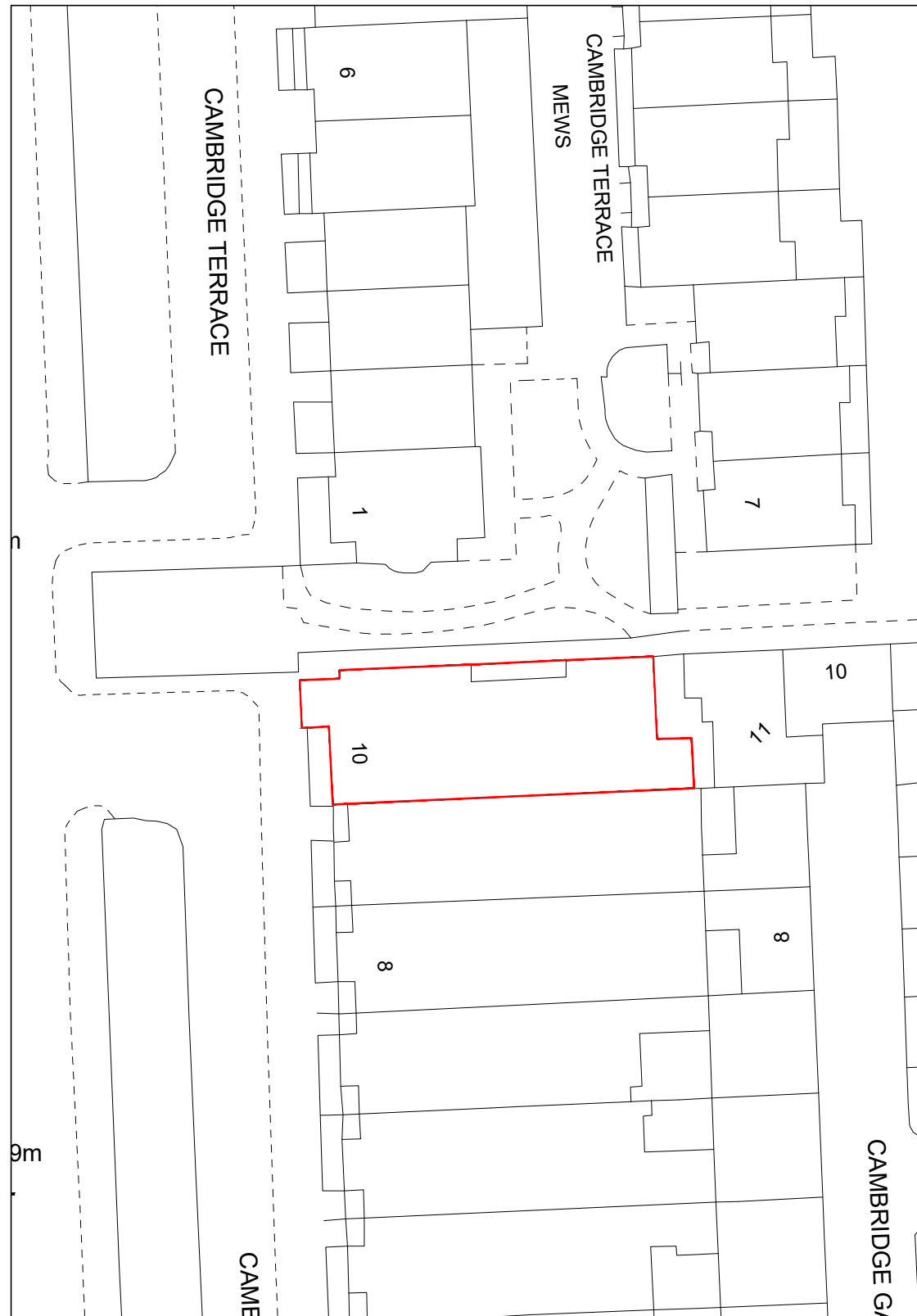


LOCATION PLAN
Scale 1:1250



SCALE 1:500 @ A3



BLOCK PLAN
Scale 1:500

NOTES:

- 1.1 All dimensions are in mm unless otherwise specified.
- 1.2 Assume all site details are existing unless otherwise specified.

REV.	DATE	DESCRIPTION	CHK	APP
A	19.12.17	Issued for Planning	PG	LG



Frampton-Martin Sage Design Limited
Garden Studio, 29 Park Road, Radlett, Hertfordshire WD7 7EG
T: 01923 351094

Client:
Ms Carol Ryan

Address:
Flats 2/3
10 Cambridge Gate
NW1 4JX

Title:
Location & Block plan

Drawing no: 001 **Job Reference No:** J102/1607

Rev: A	Scale: As shown	Ch'd: LG	Date: 07.04.15
	Drn: PG	Date: 07.04.15	Approv: LG Date: 07.04.15