

★ PRET A MANGER ★

CENTRE POINT, TOTTENHAM COURT ROAD



General notes:

Do Not Scale from this drawing;
 Contractor to carry out full setting out prior to start of works and notify any discrepancies to the Architect for clarification;
 All works to be strictly in accordance with local authority legislations, and/or similar governing bodies;
 All works to be strictly in accordance with CDM Regulations (Health and Safety.)

PROJECT TEAM	CONTENTS:	CONTRACTOR DRAWINGS:	COVERS = 88 No.		
Pret Head of Acquisitions: Julyan O' Connor tel. 0207 932 3395 mobile. 07802 885 112 e-mail. julyan.oconnor@pret.com	Main Contractor: Oakley Interior Solutions Lee Worton tel. 01246 269359 mobile. 07703753156 fax. 01246 269597 e-mail. leeworton@oakleyinteriorsolutions.com	000 PROJECT INFORMATION	SU/M001 SKUDDAIR - PROPOSED MECH LAYOUT PLAN - TBC	GROUND FLOOR INTERNAL	88
		S1.1 EXISTING GA PLAN	SU/M002 SKUDDAIR - POWER ROOF PLAN - TBC	EXTERNAL SEATING	0
		01.0A VISUAL PERSPECTIVES	PP/PLAN PLAYNETWORK - AV LAYOUT PLAN- TBC	TOTAL SEATING CAPACITY	88
		01.0B VISUAL PERSPECTIVES	SSE-1 SENSECO - FIRE ALARM LAYOUT PLAN - TBC	AREA BREAKDOWN: GROSS AREA FRONT OF HOUSE BACK OF HOUSE VOID AREAS TOTAL DEMISE AREA	SQUARE FEET 194 SQ FT 147 SQ FT 0 SQ FT 3671 SQ FT
		01.0C VISUAL PERSPECTIVES	SYNAPSE SECURE - CCTV LAYOUT PLAN- TBC		
		01.1 PROPOSED GF GA PLAN			
		01.2 PROPOSED MEZZANINE GA PLAN			
		02.1 EXISTING SHOPFRONT PLAN & ELEVATION			
		02.2 PROPOSED SHOPFRONT PLAN & ELEVATION			
		03.1 PROPOSED SHOPFRONT SIGNAGE DETAILS			
		05.1 PROPOSED INTERNAL ELEVATIONS			
		05.2 SERVERY DESIGN DETAIL			
05.3 FLOORING DETAILS					
06.1 PROPOSED GF FINISHES PLAN & SCHEDULE		PRET: NUTS & BOLTS MANUAL 2014/2015			
06.2 PROPOSED MEZZANINE FINISHES PLAN & SCHEDULE		PRET: NUTS & BOLTS MANUAL BACK OF HOUSE & EQUIPMENT APRIL 2013			
07.1 PROPOSED GF & MEZZANINE RCP		PRET: UK SHOP GRAPHICS 2016			
08.1 PROPOSED GF & MEZZANINE BUILDERS WORKS PLAN		PRET: HVAC & PLUMBING 2016			
09.1 PROPOSED GF POWER PLAN		PRET: MAIN DISTRIBUTION LAYOUT & DETAILS/ ELEC & EQUIP SPECS			
09.2 PROPOSED MEZZANINE POWER PLAN					
10.1 PROPOSED GF & MEZZANINE PLUMBING PLAN					
11.1 PROPOSED GF & MEZZANINE FIRE STRATEGY PLAN					
12.1 DESIGNER HAZARD ASSESSMENT					
Pret Design Manager: Tesh Chauhan mobile. 07966 561339 e-mail. tesh.chauhan@pret.com 07966 561339	HVAC Contractor: D.B. Green LTD Leo Brimicombe mobile. 07543 548444 e-mail. xxxx	PRET NUTS & BOLTS DRAWING SETS:			
		STATUTORY CONSENTS REQUIRED:			
		BUILDING CONTROL	TBC		
		LANDLORDS CONSENT	APPROVED		
		PLANNING: ADVERTISEMENT	TBC		
Store Designers: GHOST Projects Justin Lee/ Vian Amin tel. 02087423330 mobiles. dt 07970157937 / dh 07557961573 e-mail. justin.lee@ghostprojects.com / vian.amin@ghostprojects.com	Plumbing Contractor: Assured Plumbing Trevor Jones mobile. 07841 860664 e-mail. trevor.jones@assuredlimited.co.uk	PLANNING: CHANGE OF USE TO SHOP	TBC		
		PLANNING: HVAC	TBC		
		PLANNING: ALTERATION TO SHOPFRONT	TBC		
		PLANNING: OUTSIDE SEATING	TBC		
Principal Designer: Derisk Daniel Butcher. mobile. 020 7734 6655 or 01322 276760 e-mail. daniel.butcher@deriskuk.com	Signage Contractor: VVS Jan Polski mobile. 07788 595931 e-mail. jan.polski@vvsstd.co.uk				

Copyright of this drawing is reserved and is issued on condition that it is not reproduced in part or on whole without written consent unless otherwise assigned.
 All dimensions to be verified on site by the Contractor prior to commencement of work. Any discrepancies not brought to our immediate attention shall be deemed to be the responsibility of the contractor/fabricator.

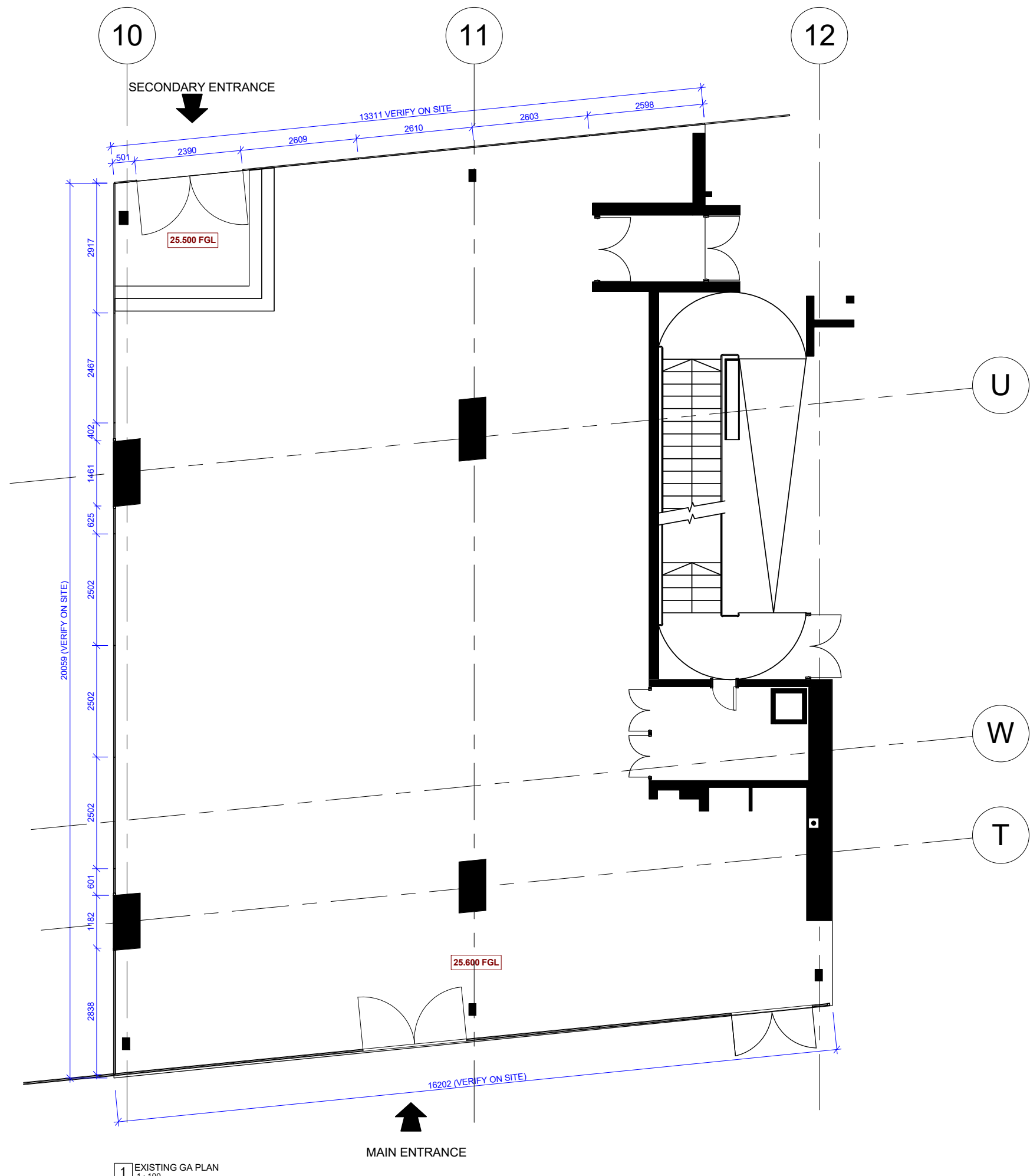
ghost ARCHITECTURE
 7 Devonhurst Place
 Heathfield Terrace
 London
 W4 4JD
 Phone: +44 (0)20 8742 3330
 Fax: +44 (0)20 8742 0744
www.ghostprojects.com

CLIENT:
★ PRET A MANGER ★

PROJECT:
 Centre Point, Tottenham Court Road

DRAWING TITLE:
 PROJECT INFORMATION

SCALE: @A3	DRAWN: JK	CHECKED: LA
DATE: 20/11/17	ISSUE TYPE: DID	
PROJECT AND DWG NO: 217013 -000		REV: -/-
FILE NAME:		



1 EXISTING GA PLAN
1:100

General notes:
 Do Not Scale from this drawing;
 Contractor to carry out full setting out prior to start of works and notify any discrepancies to the Architect for clarification;
 All works to be strictly in accordance with local authority legislations, and/or similar governing bodies;
 All works to be strictly in accordance with CDM Regulations (Health and Safety);

Copyright of this drawing is reserved and is issued on condition that it is not reproduced in part or on whole without written consent unless otherwise assigned.
 All dimensions to be verified on site by the Contractor prior to commencement of work. Any discrepancies not brought to our immediate attention shall be deemed to be the responsibility of the contractor/fabricator.

ghost ARCHITECTURE
 7 Devonhurst Place
 Heathfield Terrace
 London
 W4 4JD
 Phone: +44 (0)20 8742 3330
 Fax: +44 (0)20 8742 0744
www.ghostprojects.com

CLIENT:
★ PRET A MANGER ★

PROJECT:
 Centre Point, Tottenham Court Road

DRAWING TITLE:
 EXISTING GA PLAN

SCALE: 1:100@A3	DRAWN: KR	CHECKED: JK
DATE: 20/11/17	ISSUE TYPE: DID	
PROJECT AND DWG NO: 217013 -S1.1		REV: -/-
FILE NAME:		



General notes:

Do Not Scale from this drawing;

Contractor to carry out full setting out prior to start of works and notify any discrepancies to the Architect for clarification;

All works to be strictly in accordance with local authority legislations, and/or similar governing bodies;

All works to be strictly in accordance with CDM Regulations (Health and Safety);

Copyright of this drawing is reserved and is issued on condition that it is not reproduced in part or on whole without written consent unless otherwise assigned.

All dimensions to be verified on site by the Contractor prior to commencement of work. Any discrepancies not brought to our immediate attention shall be deemed to be the responsibility of the contractor/fabricator.

ghost 7 Devonhurst Place
Heathfield Terrace
London
W4 4JD
Phone: +44 (0)20 8742 3330
Fax: +44 (0)20 8742 0744
www.ghostprojects.com

ARCHITECTURE

CLIENT:

*** PRET A MANGER ***

PROJECT:

Centre Point, Tottenham Court Road

DRAWING TITLE:

VISUAL PERSPECTIVES

SCALE: @A3	DRAWN: OL	CHECKED: JK
---------------	--------------	----------------

DATE: 20/11/17	ISSUE TYPE: DID
-------------------	--------------------

PROJECT AND DWG NO: 217013 -01.0A	REV: -/-
--------------------------------------	-------------

FILE NAME:



General notes:

Do Not Scale from this drawing;

Contractor to carry out full setting out prior to start of works and notify any discrepancies to the Architect for clarification;

All works to be strictly in accordance with local authority legislations, and/or similar governing bodies;

All works to be strictly in accordance with CDM Regulations (Health and Safety.);

Copyright of this drawing is reserved and is issued on condition that it is not reproduced in part or on whole without written consent unless otherwise assigned.

All dimensions to be verified on site by the Contractor prior to commencement of work. Any discrepancies not brought to our immediate attention shall be deemed to be the responsibility of the contractor/fabricator.

ghost ARCHITECTURE
 7 Devonhurst Place
 Heathfield Terrace
 London
 W4 4JD
 Phone: +44 (0)20 8742 3330
 Fax: +44 (0)20 8742 0744
www.ghostprojects.com

CLIENT:
★ PRET A MANGER ★

PROJECT:
 Centre Point, Tottenham Court Road

DRAWING TITLE:
 VISUAL PERSPECTIVES

SCALE: @A3	DRAWN: OL	CHECKED: JK
---------------	--------------	----------------

DATE: 20/11/17	ISSUE TYPE: DID
-------------------	--------------------

PROJECT AND DWG NO: 217013 -01.0B	REV: -/-
--------------------------------------	-------------

FILE NAME:



General notes:
 Do Not Scale from this drawing;
 Contractor to carry out full setting out prior to start of works and notify any discrepancies to the Architect for clarification;
 All works to be strictly in accordance with local authority legislations, and/or similar governing bodies;
 All works to be strictly in accordance with CDM Regulations (Health and Safety.)

Copyright of this drawing is reserved and is issued on condition that it is not reproduced in part or on whole without written consent unless otherwise assigned.
 All dimensions to be verified on site by the Contractor prior to commencement of work. Any discrepancies not brought to our immediate attention shall be deemed to be the responsibility of the contractor/fabricator.

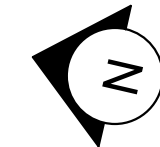
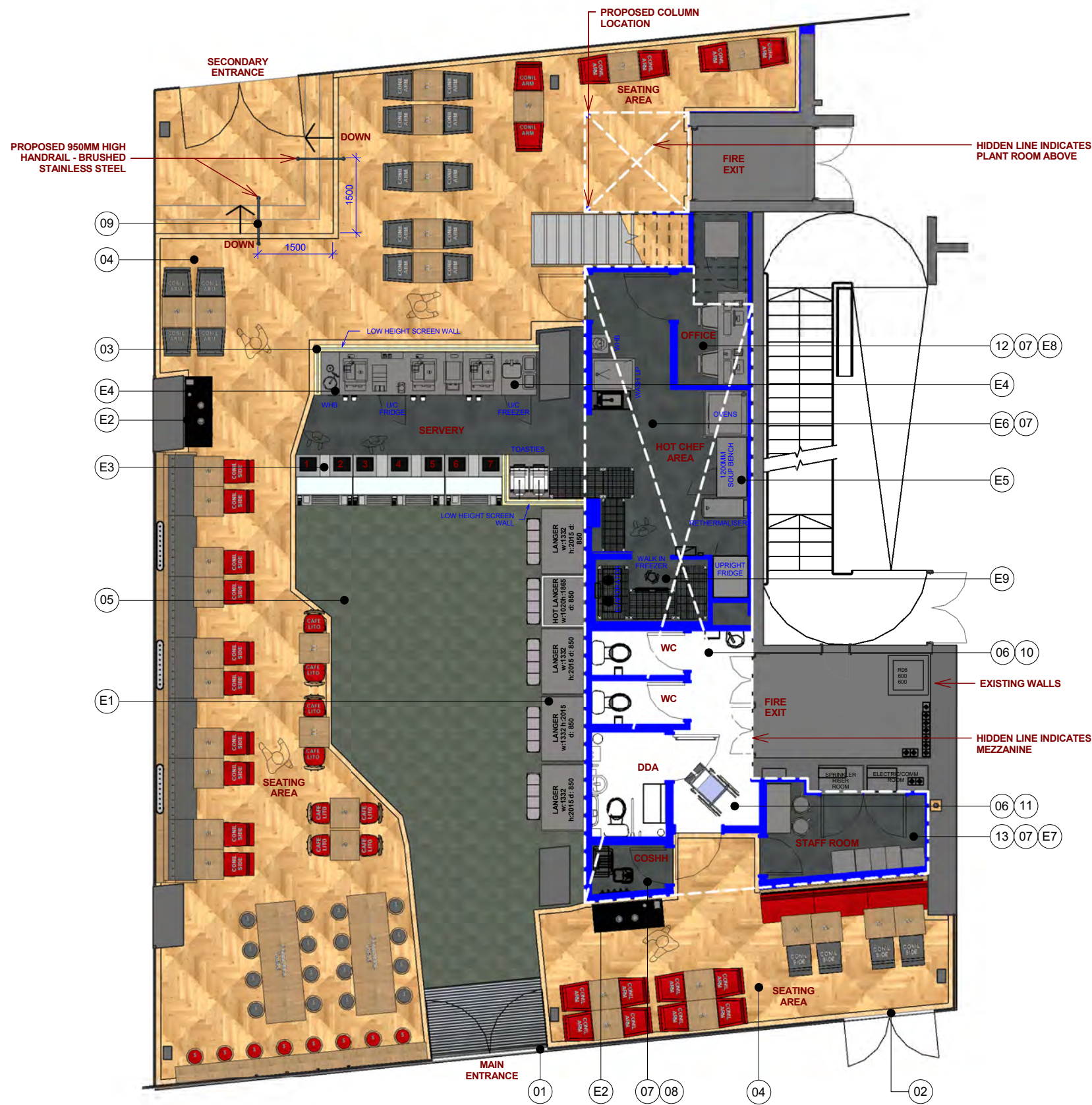
ghost ARCHITECTURE
 7 Devonhurst Place
 Heathfield Terrace
 London
 W4 4JD
 Phone: +44 (0)20 8742 3330
 Fax: +44 (0)20 8742 0744
www.ghostprojects.com

CLIENT:
★ PRET A MANGER ★

PROJECT:
 Centre Point, Tottenham Court Road

DRAWING TITLE:
 VISUAL PERSPECTIVES

SCALE: @A3	DRAWN: OL	CHECKED: JK
DATE: 20/11/17	ISSUE TYPE: DID	
PROJECT AND DWG NO: 217013 -01.0C		REV: -4
FILE NAME:		



General notes:
 Do Not Scale from this drawing;
 Contractor to carry out full setting out prior to start of works and notify any discrepancies to the Architect for clarification;
 All works to be strictly in accordance with local authority legislations, and/or similar governing bodies;
 All works to be strictly in accordance with CDM Regulations (Health and Safety.);

NOTES:

01	NEW MAIN ENTRANCE new main entrance glass door to suit new shopfront layout.	09	950MM HIGH HANDRAIL
02	NEW SHOPFRONT DOOR GLAZING to remain locked	10	NEW CUSTOMER WC - form 900w 1840d + 726w door - form 900w 1840d + 726w door *allow for new sanitary ware and finishes to latest nuts & bolts.
03	NEW LOW WALL 1100h low wall to be clad with Fendi Oak	11	NEW DDA CUSTOMER WC form 1500w 2100d disabled toilet + 926w DDA door + finishes & fixtures to SD-700-02 and wall mount baby change.
04	NEW FLOORING (SEATING AREA) amtlco signature manor oak strip ref: AR0W7970 2.5thk 229w 915d laid in herringbone pattern.	12	NEW OFFICE form full height partitions to create office with 926w door with all office equip as nuts & bolts SD-805. 2no. computers only
05	NEW FLOORING - SALES AREA -Polyflor black/grey treadplate vinyl!	13	NEW STAFF ROOM form new partitions + linings with 926w door to create new staff room.
06	NEW FLOORING - CUSTOMER TOILET durastone 3JAL333 nero matt with 3mm mapei 114 grout from solus ceramics.		
07	NEW FLOORING - KITCHEN / COSHH / REFUSE / STAFF ROOM / OFFICE altro black safety floor walkway 20 ref: VM20892 throughout all areas in kitchen unit.		
08	NEW COSHH CUPBOARD form full height partitions.726w door. low for fixtures & fittings latest pret N&B		

EQUIPMENT LISTS:

E1	LANGER AREA EQUIPMENT: • 4no. cold langers 1332w 750d 2015h • 1no 1020w wide hot langer • 4no. crisp bins 930w 250d 440h • 1no. compot bin 930w 250d 440h	E6	BACK OF HOUSE EQUIPMENT: • 1no. 1070mm x 460mm rack • 1no. 1070 x 610mm rack • 1no. 610 x 610mm rack
E2	CONDIMENT WASTE PODS • 2no condiment units	E7	STAFF ROOM: • 2no. 6 tier lockers • 1no. garment collector • 1no. waste bin • 1no. full length mirror • 1no. clock • 1no. notice board • 1no. worktop • 2no. stools
E3	NEW TILL COUNTERS • 2no. 1150w 2 till counter unit • 1no. 1850w 3 till counter unit	E8	OFFICE EQUIPMENT • 1no. 10 till office safe 685w 723d 1701h • 2no. computer • 2no. chairs
E4	BACK COUNTER EQUIPMENT: • 3no Coffee machines, • 1no 700mm smoothie unit, • 1 undercounter freezer • 1 undercounter fridge • 2no Toastie machine	E9	STANDARD FREEZER ROOM • 2no. 1070w 610d rack • 1no. 915w 610d rack
E5	KITCHEN EQUIPMENT: • 1no upright fridge • 2 no ovens • 1no rethermaliser • 1no 1200mm wide soup prep bench • 1no hand wash basin • 1no wash up sink		

Copyright of this drawing is reserved and is issued on condition that it is not reproduced in part or on whole without written consent unless otherwise assigned.
 All dimensions to be verified on site by the Contractor prior to commencement of work. Any discrepancies not brought to our immediate attention shall be deemed to be the responsibility of the contractor/fabricator.

ghost ARCHITECTURE
 7 Devonhurst Place
 Heathfield Terrace
 London
 W4 4JD
 Phone: +44 (0)20 8742 3330
 Fax: +44 (0)20 8742 0744
www.ghostprojects.com

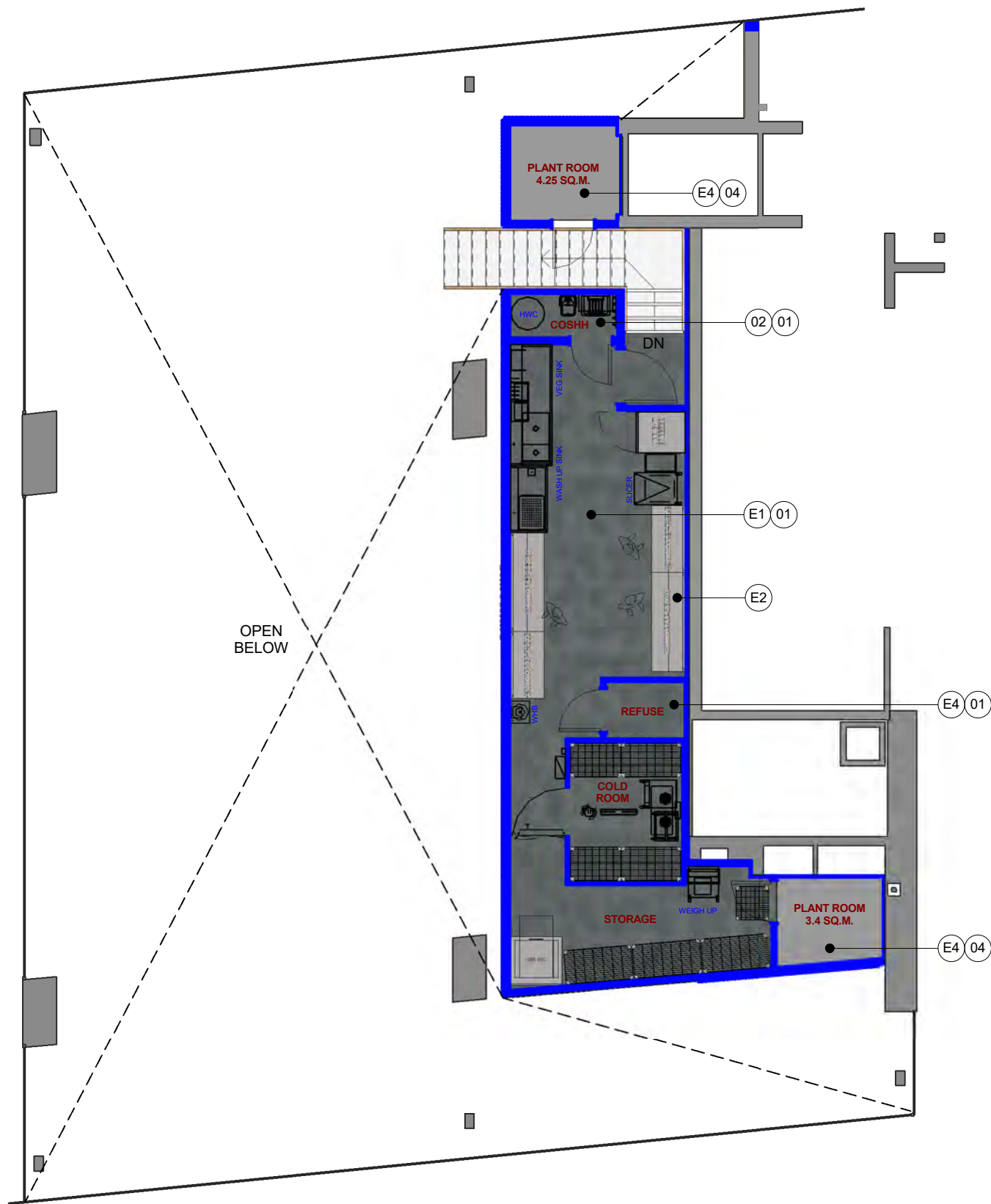
CLIENT:
★ PRET A MANGER ★

PROJECT:
 Centre Point, Tottenham Court Road

DRAWING TITLE:
 PROPOSED GF GA PLAN

SCALE: 1 : 100@A3	DRAWN: OL	CHECKED: JK
DATE: 20/11/17	ISSUE TYPE: DID	REV: -3
PROJECT AND DWG NO: 217013-01.1		FILE NAME:

WARINGS FURNITURE:		WARINGS FURNITURE:		WARINGS FURNITURE:		WARINGS FURNITURE:		WALLS:	
LOGO:	LEGEND:	LOGO:	LEGEND:	LOGO:	LEGEND:	LOGO:	LEGEND:	EXISTING WALLS AND COLUMNS	
	CONIL ARM (SLATE) : 14no. Solid oak legs/upholstered chair in slate 7346		STOOL CHAIRS (DEEP RED) 400dia : 08 no. Solid oak legs/upholstered chair in 'Deep Red'		OAK CAFE CHAIRS : 08 no. Solid oak legs/upholstered chair seat in 'Deep Red'		HIGH STOOL TABLE : 1no. 5070w 350d 1050h solid oak top and metal base		EXISTING WALLS AND COLUMNS TO BE DEMOLISHED
	CONIL ARM (DEEP RED) : 14no. Solid oak legs/upholstered chair in 'Deep Red'		CONIL SIDE : 4no. Solid oak legs/upholstered chair seat and backrest in slate 7346		650mm SQUARE TABLE : 32 no. 600w 600d 750h 18 thick oak veneered top with 12w 70h solid oak edge lipping & 80 dia s/s central support leg.		BESPOKE BANQUETTE : 1 no. 3400w 670d 1315h solid oak frame. Upholstered seat pad & back rest finish to be confirmed NOTE: Banquette to have LED back lighting.		NEW PARTITIONS AND WALL LININGS
	STOOL CHAIRS (SLATE) 400dia : 16 no. Solid oak legs/upholstered chair in slate 7346		CONIL SIDE : 10no. Solid oak legs/upholstered chair seat and backrest in 'Deep Red'		COMMUNAL TABLE : 2 no. 800w 2400d 1050h		BESPOKE STAR BENCH (HALF) : 1 no. 8640w 665d 900h solid oak frame. Upholstered seat pad & back rest finish to be confirmed		TOTAL COVERS = 88 no.



1 PROPOSED MEZZANINE FLOOR PLAN
1 : 100

NOTES:

01	NEW FLOORING - KITCHEN / COSHH / REFUSE / STAFF ROOM / OFFICE / PLANT ROOM also black safety floor walkway 20 ref: VM20892 throughout all areas in kitchen unit.
02	NEW COSHH CUPBOARD form full height partitions. 726w door. low for fixtures & fittings latest pret N&B
03	REFUSE ROOM form full height partitions. 726w door. h/w tank to current spec. with new fixtures to latest nuts & bolts.
04	PLANT ROOM chipboard flooring

EQUIPMENT LISTS:

E1	KITCHEN EQUIPMENT: • 1 no. upright fridge • 2 no. ovens • 1 no. hand wash basin • 1 no. wash up sink • 1 no. veg sink • 1 no. veg slicer • 1 no. weigh up
E2	BACK OF HOUSE EQUIPMENT: • 1 no. 1220 x 610mm rack • 2 no. 1800mm prep table • 2 no. 1200mm prep table
E3	STANDARD COLD ROOM • 2 no. 915w 610d rack • 4 no. 1070w 610d rack
E4	PROPOSED PLANT ROOM

General notes:
Do Not Scale from this drawing;
Contractor to carry out full setting out prior to start of works and notify any discrepancies to the Architect for clarification;
All works to be strictly in accordance with local authority legislations, and/or similar governing bodies;
All works to be strictly in accordance with CDM Regulations (Health and Safety.)

Copyright of this drawing is reserved and is issued on condition that it is not reproduced in part or on whole without written consent unless otherwise assigned.
All dimensions to be verified on site by the Contractor prior to commencement of work. Any discrepancies not brought to our immediate attention shall be deemed to be the responsibility of the contractor/fabricator.

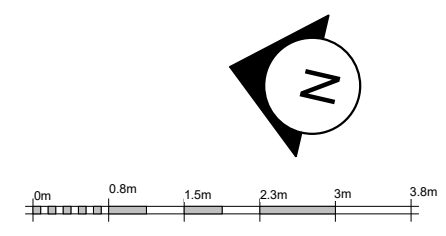
ghost ARCHITECTURE
7 Devonhurst Place
Heathfield Terrace
London
W4 4JD
Phone: +44 (0)20 8742 3330
Fax: +44 (0)20 8742 0744
www.ghostprojects.com

CLIENT:
★ PRET A MANGER ★

PROJECT:
Centre Point, Tottenham Court Road

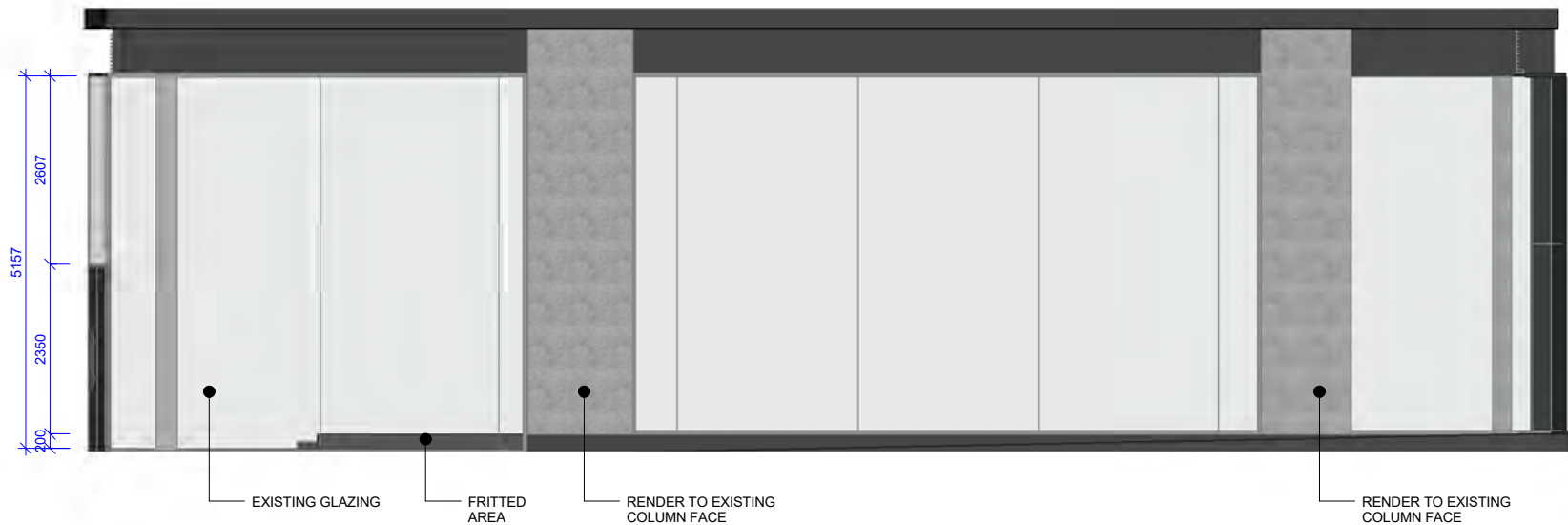
DRAWING TITLE:
PROPOSED MEZZANINE FLOOR PLAN

SCALE: 1 : 100@A3	DRAWN: JK	CHECKED: LA
DATE: 20/11/17	ISSUE TYPE: DID	
PROJECT AND DWG NO: 217013 -01.02		REV: -/-
FILE NAME:		





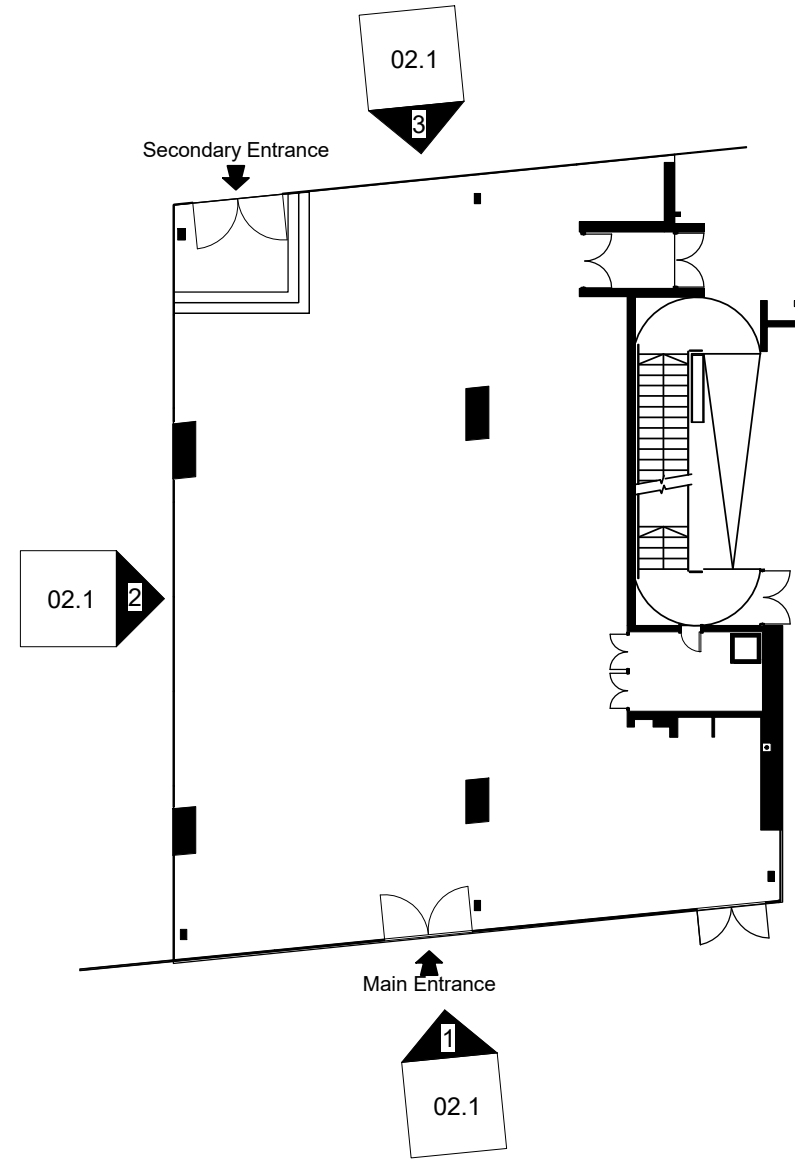
1 EXISTING FRONT ELEVATION
1:100



2 EXISTING LEFT SIDE ELEVATION
1:100



3 EXISTING REAR ELEVATION
1:100



5 KEY PLAN - EXISTING ELEVATION
1:200



General notes:

Do Not Scale from this drawing;

Contractor to carry out full setting out prior to start of works and notify any discrepancies to the Architect for clarification;

All works to be strictly in accordance with local authority legislations, and/or similar governing bodies;

All works to be strictly in accordance with CDM Regulations (Health and Safety.);

Copyright of this drawing is reserved and is issued on condition that it is not reproduced in part or on whole without written consent unless otherwise assigned.

All dimensions to be verified on site by the Contractor prior to commencement of work. Any discrepancies not brought to our immediate attention shall be deemed to be the responsibility of the contractor/fabricator.

ghost ARCHITECTURE
7 Devonhurst Place
Heathfield Terrace
London
W4 4JD
Phone: +44 (0)20 8742 3330
Fax: +44 (0)20 8742 0744
www.ghostprojects.com

CLIENT:

★ **PRET A MANGER** ★

PROJECT:

Centre Point, Tottenham Court Road

DRAWING TITLE:

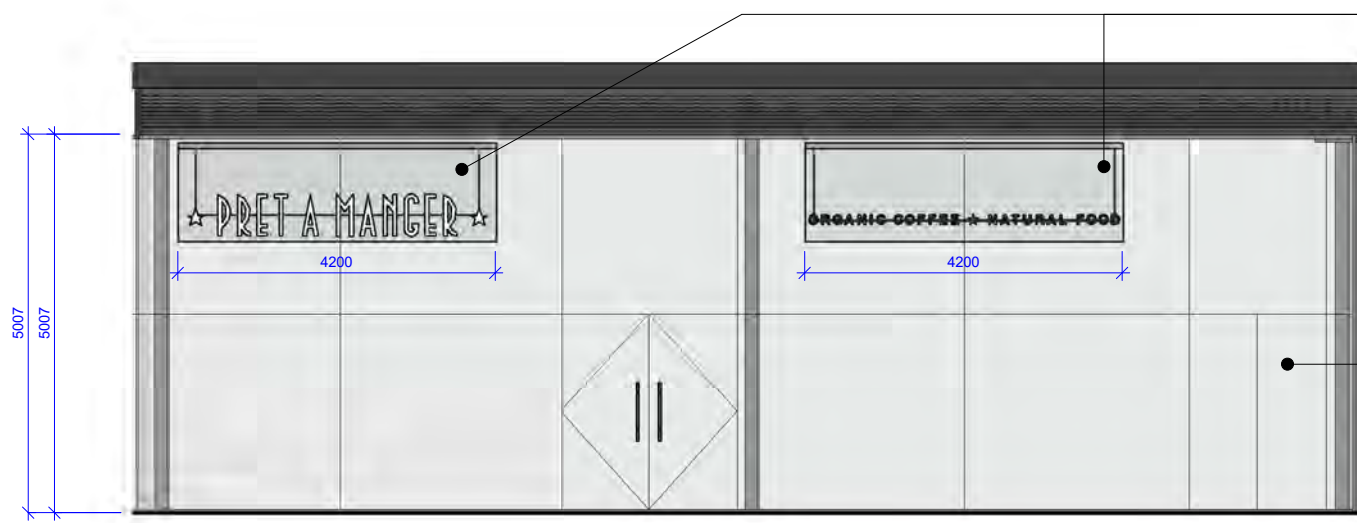
EXISTING SHOPFRONT
PLAN & ELEVATION

SCALE: As indicated@A3	DRAWN: KR	CHECKED: LA
---------------------------	--------------	----------------

DATE: 20/11/17	ISSUE TYPE: DID
-------------------	--------------------

PROJECT AND DWG NO: 217013-02.1	REV: -/-
------------------------------------	-------------


FILE NAME:



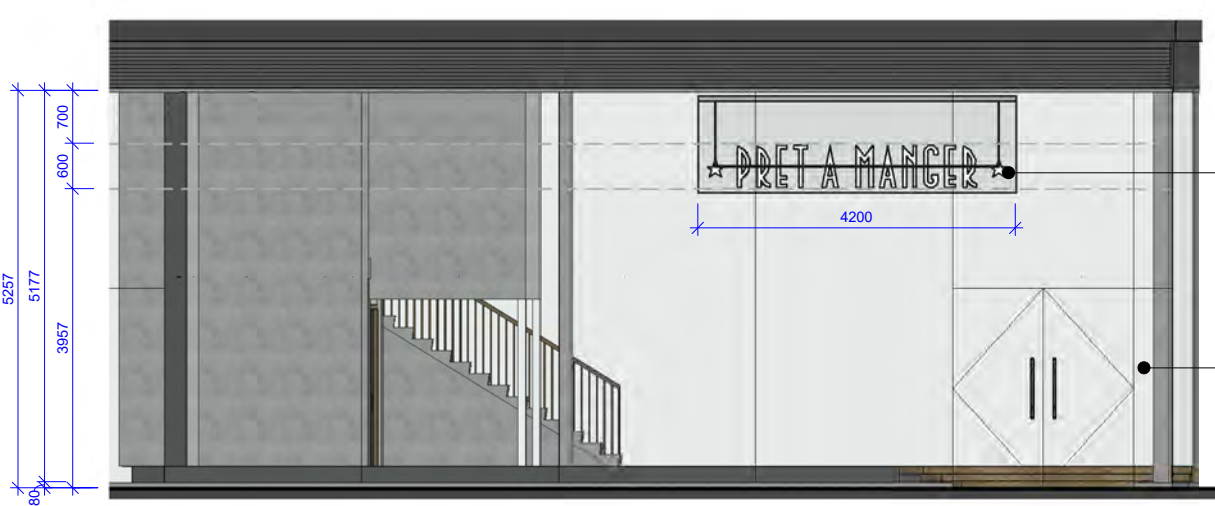
ILLUMINATED INDIVIDUAL BUILT UP LETTERS WITH STEP CUT OPAL ACRYLIC LETTER FACES. LETTERS APPLIED TO GLASS WITH COVER PLATE TO FOLLOW LOGO ON REAR FACE. CONTRACTOR TO ADVISE ON CONCEALED FIXING DETAIL.

NEW SHOPFRONT DOOR GLAZING (to remain locked)

1 FRONT ELEVATION
1:100



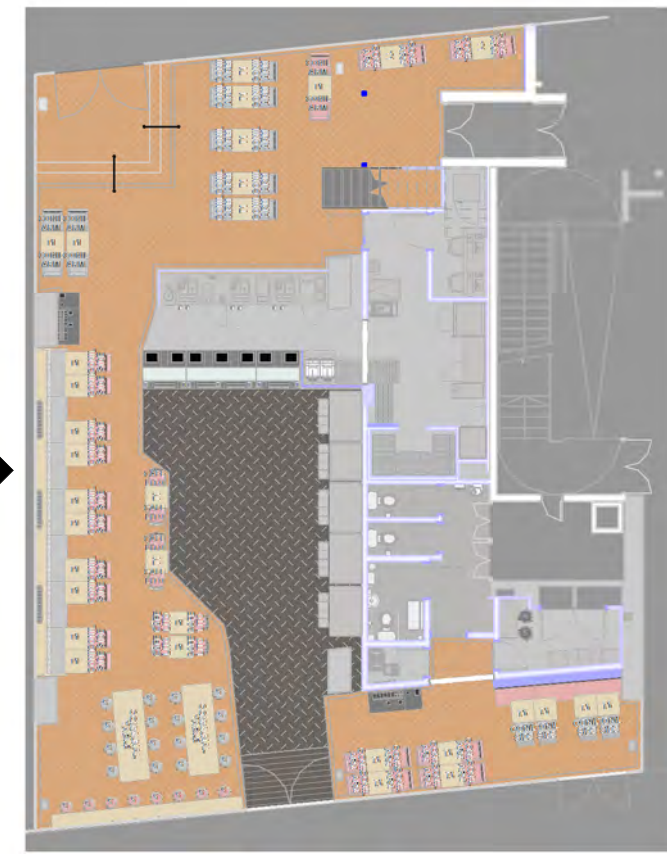
2 LEFT SIDE ELEVATION
1:100



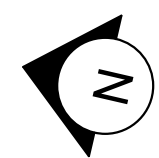
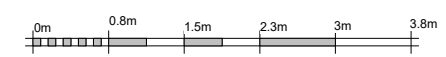
ILLUMINATED INDIVIDUAL BUILT UP LETTERS WITH STEP CUT OPAL ACRYLIC LETTER FACES. LETTERS APPLIED TO GLASS WITH COVER PLATE TO FOLLOW LOGO ON REAR FACE. CONTRACTOR TO ADVISE ON CONCEALED FIXING DETAIL.

EXISTING GLAZING

3 REAR ELEVATION
1:100



4 KEY PLAN - EXTERNAL ELEVATION
1:200



General notes:
Do Not Scale from this drawing;
Contractor to carry out full setting out prior to start of works and notify any discrepancies to the Architect for clarification;
All works to be strictly in accordance with local authority legislations, and/or similar governing bodies;
All works to be strictly in accordance with CDM Regulations (Health and Safety);

Copyright of this drawing is reserved and is issued on condition that it is not reproduced in part or on whole without written consent unless otherwise assigned.
All dimensions to be verified on site by the Contractor prior to commencement of work. Any discrepancies not brought to our immediate attention shall be deemed to be the responsibility of the contractor/fabricator.

ghost ARCHITECTURE
7 Devonhurst Place
Heathfield Terrace
London
W4 4JD
Phone: +44 (0)20 8742 3330
Fax: +44 (0)20 8742 0744
www.ghostprojects.com

CLIENT:
★ PRET A MANGER ★

PROJECT:
Centre Point, Tottenham Court Road

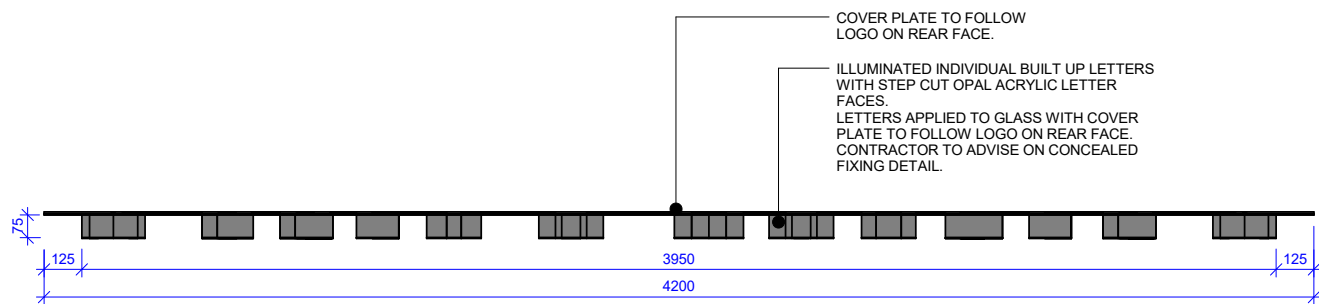
DRAWING TITLE:
PROPOSED SHOPFRONT
PLAN & ELEVATION

SCALE: As indicated@A3 DRAWN: KR CHECKED: LA

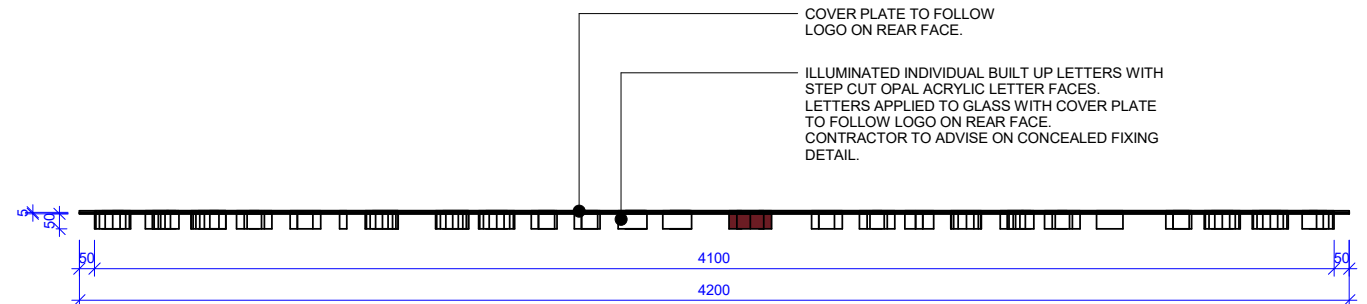
DATE: 20/11/17 ISSUE TYPE: DID

PROJECT AND DWG NO: 217013-02.2 REV: -/

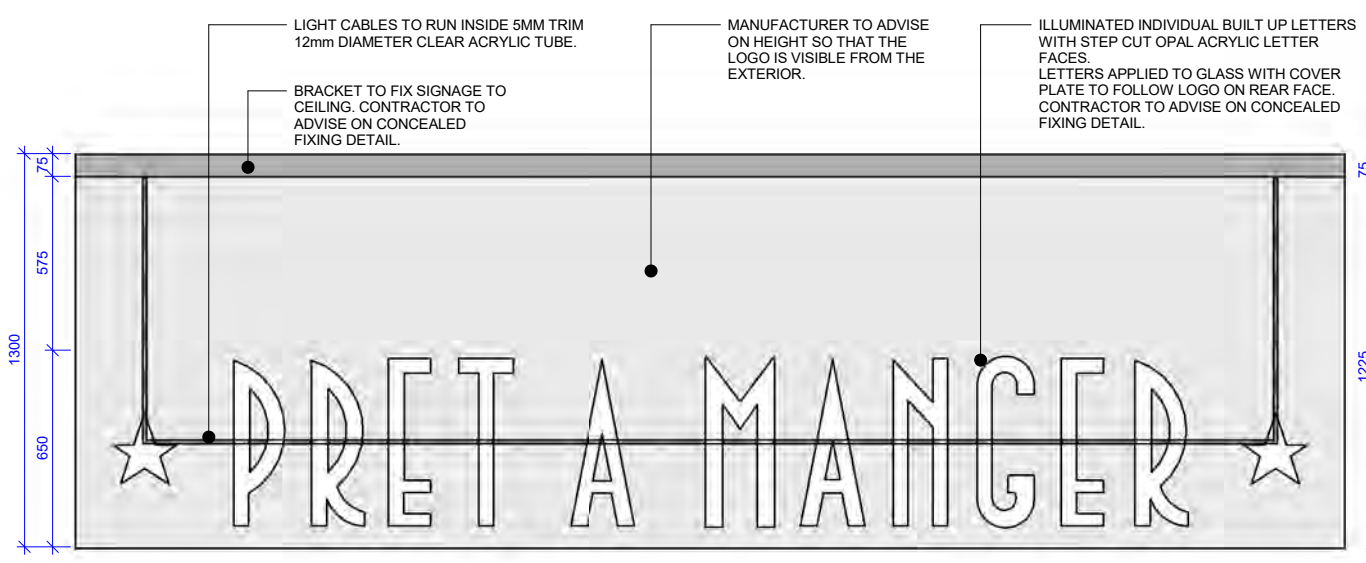
FILE NAME:



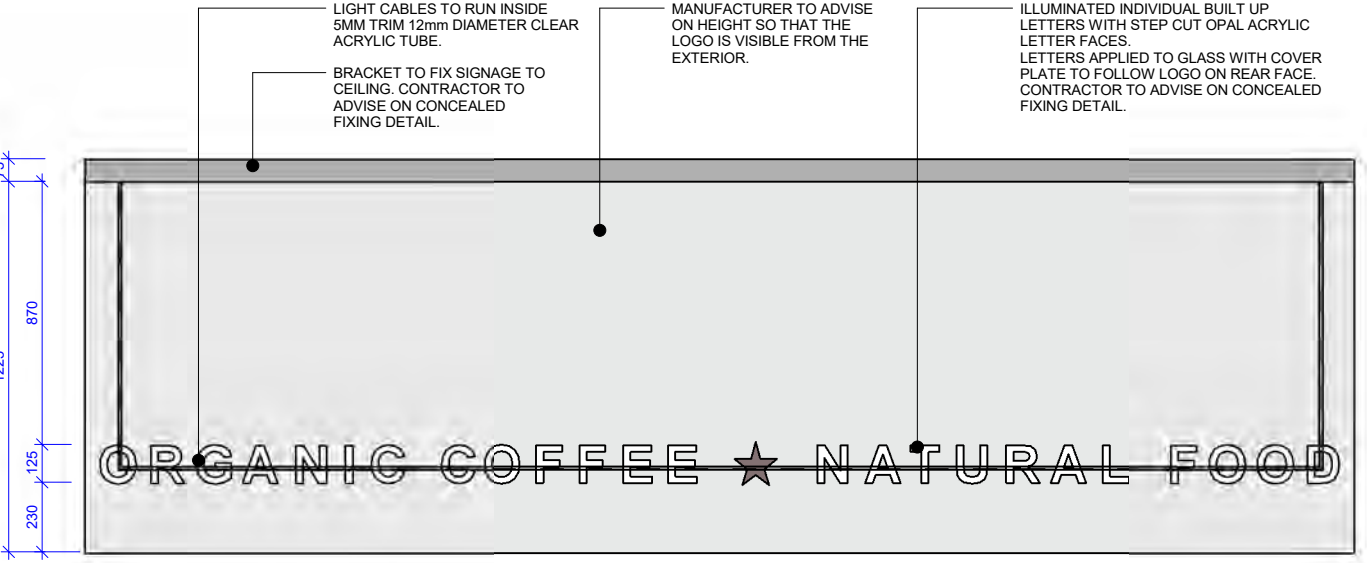
1 SIGNAGE 1
1:25



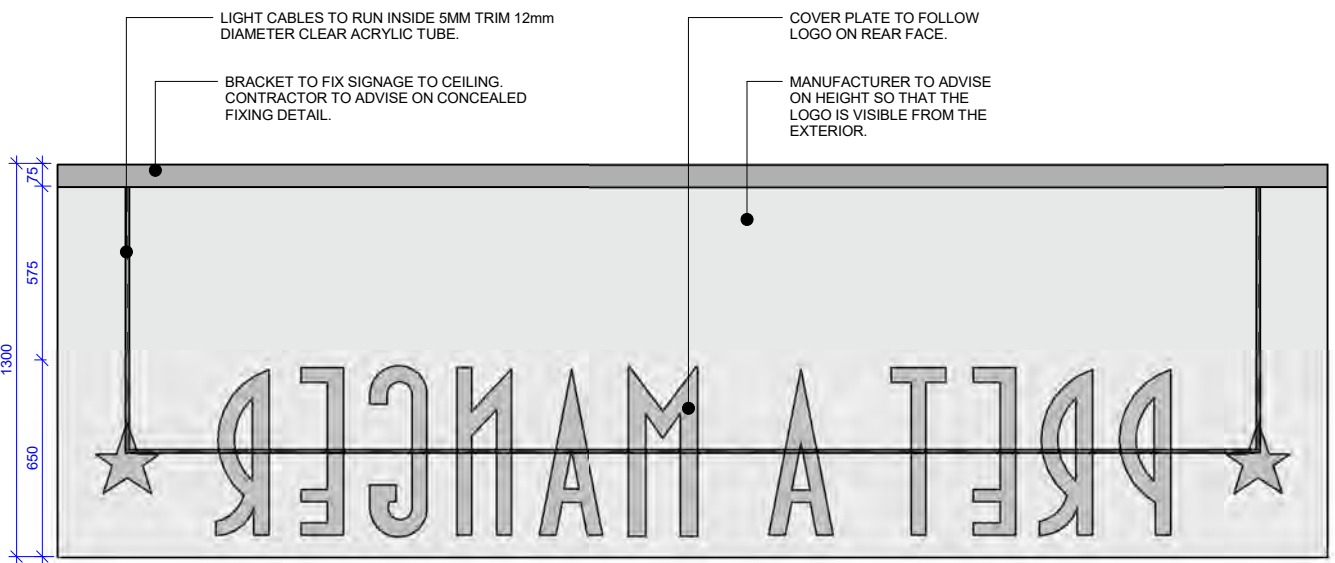
4 SIGNAGE 2
1:25



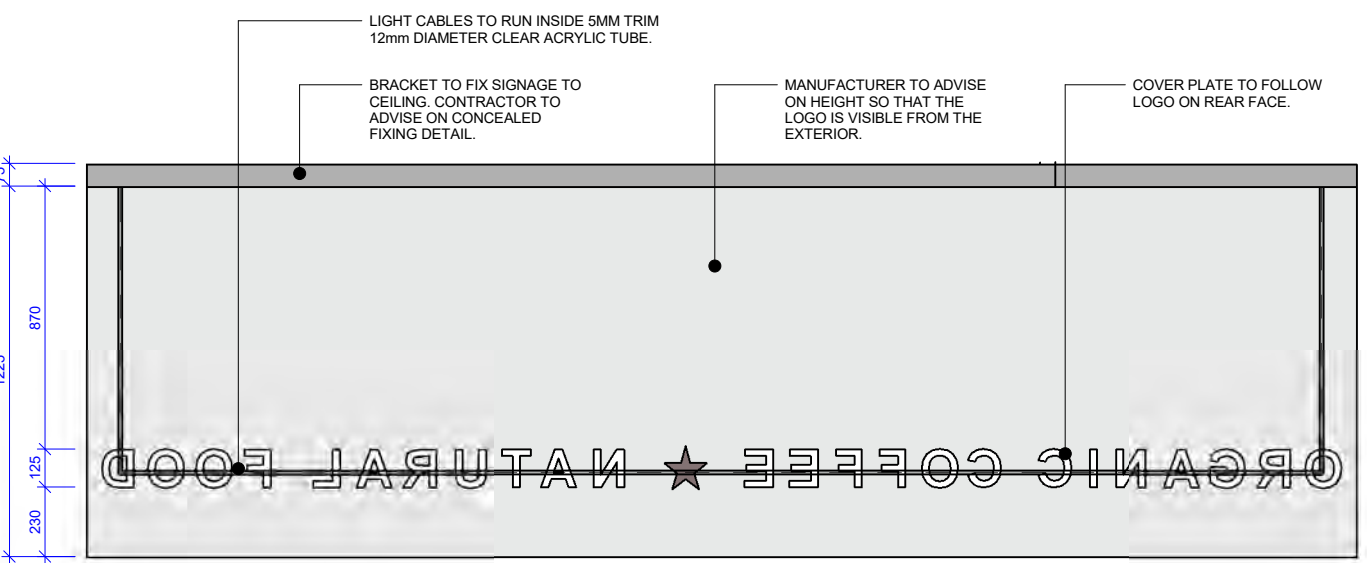
2 SIGNAGE 1 - FRONT ELEVATION
1:25



5 SIGNAGE 2 - FRONT ELEVATION
1:25



3 SIGNAGE 1 - REAR ELEVATION
1:25



6 SIGNAGE 2 - REAR ELEVATION
1:25

General notes:
Do Not Scale from this drawing;
Contractor to carry out full setting out prior to start of works and notify any discrepancies to the Architect for clarification;
All works to be strictly in accordance with local authority legislations, and/or similar governing bodies;
All works to be strictly in accordance with CDM Regulations (Health and Safety.)

Copyright of this drawing is reserved and is issued on condition that it is not reproduced in part or on whole without written consent unless otherwise assigned.
All dimensions to be verified on site by the Contractor prior to commencement of work. Any discrepancies not brought to our immediate attention shall be deemed to be the responsibility of the contractor/fabricator.

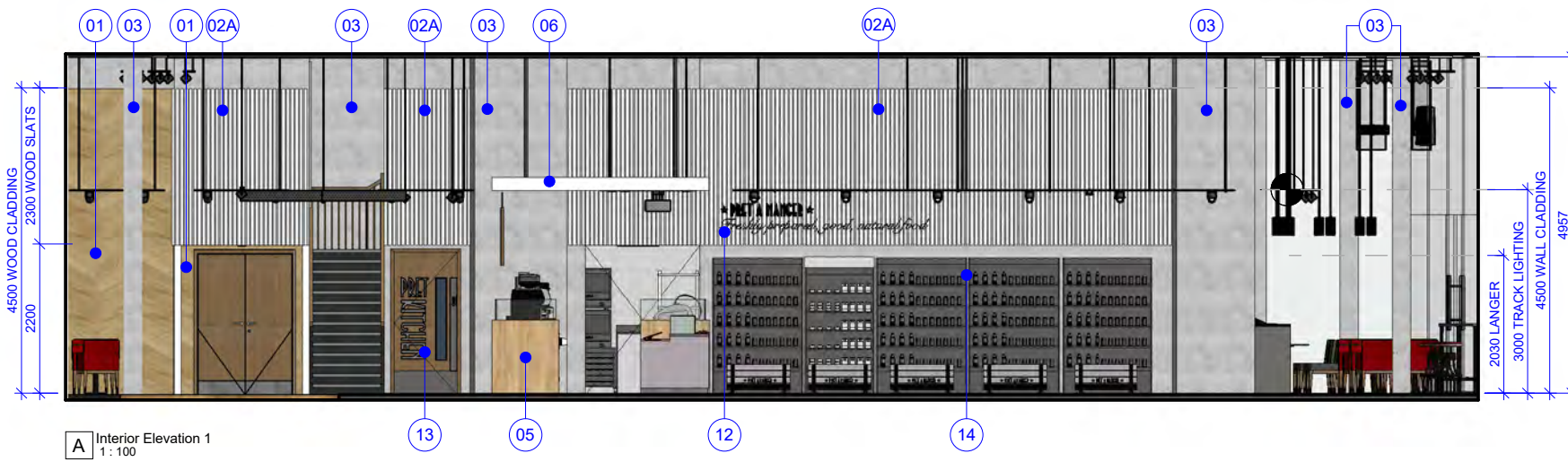
ghost 7 Devonhurst Place
Heathfield Terrace
London
W4 4JD
Phone: +44 (0)20 8742 3330
Fax: +44 (0)20 8742 0744
www.ghostprojects.com
ARCHITECTURE

CLIENT:
★ PRET A MANGER ★

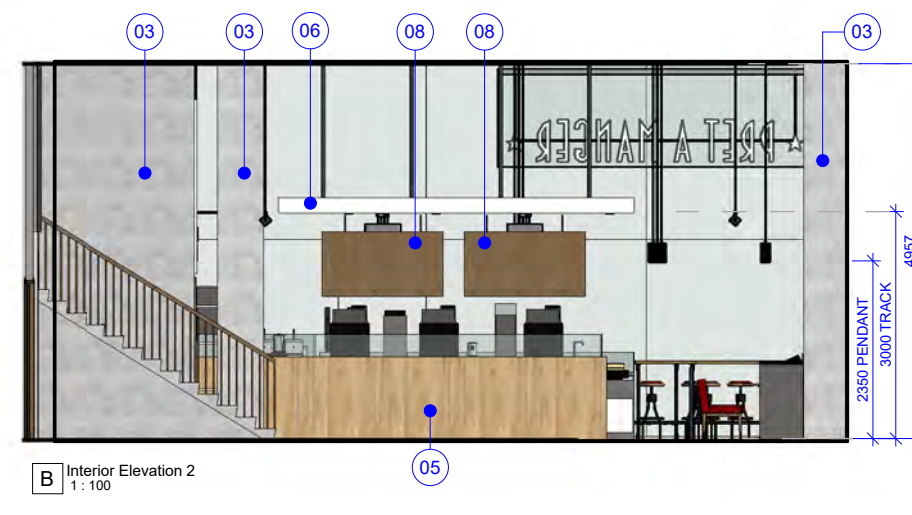
PROJECT:
Centre Point, Tottenham Court Road

DRAWING TITLE:
PROPOSED SHOPFRONT
SIGNAGE DETAILS

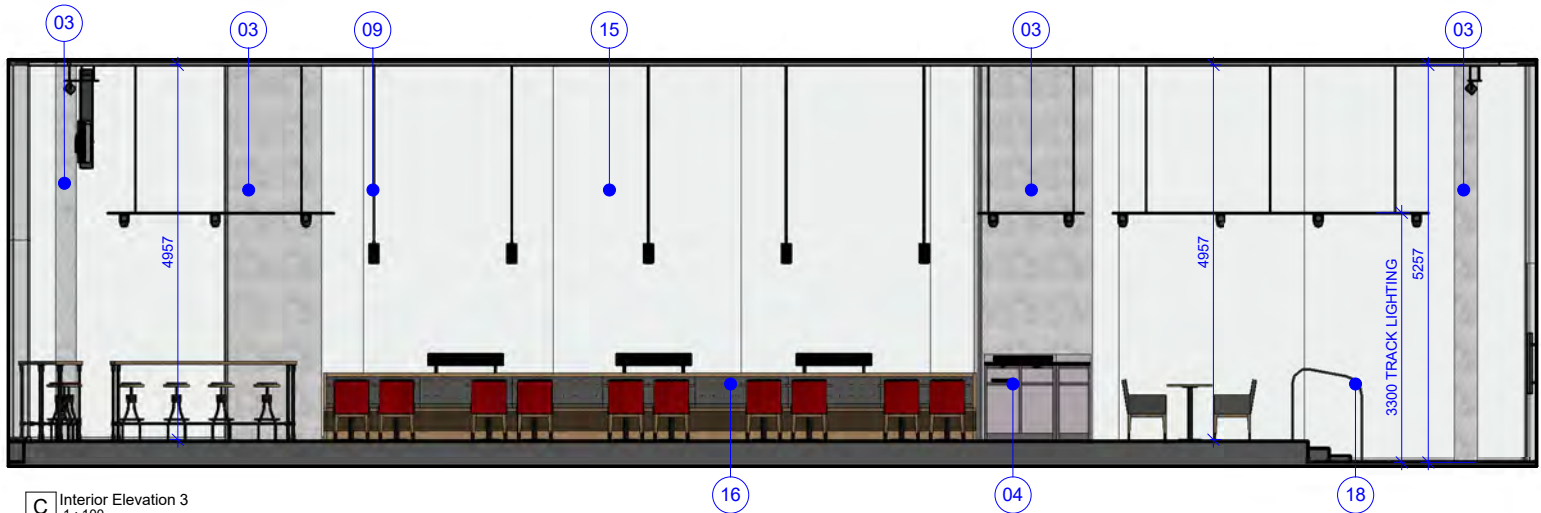
SCALE: 1 : 25@A3	DRAWN: KR	CHECKED: JK
DATE: 20/11/17	ISSUE TYPE: DID	
PROJECT AND DWG NO: 217013 -03.1		REV: -/-
FILE NAME:		



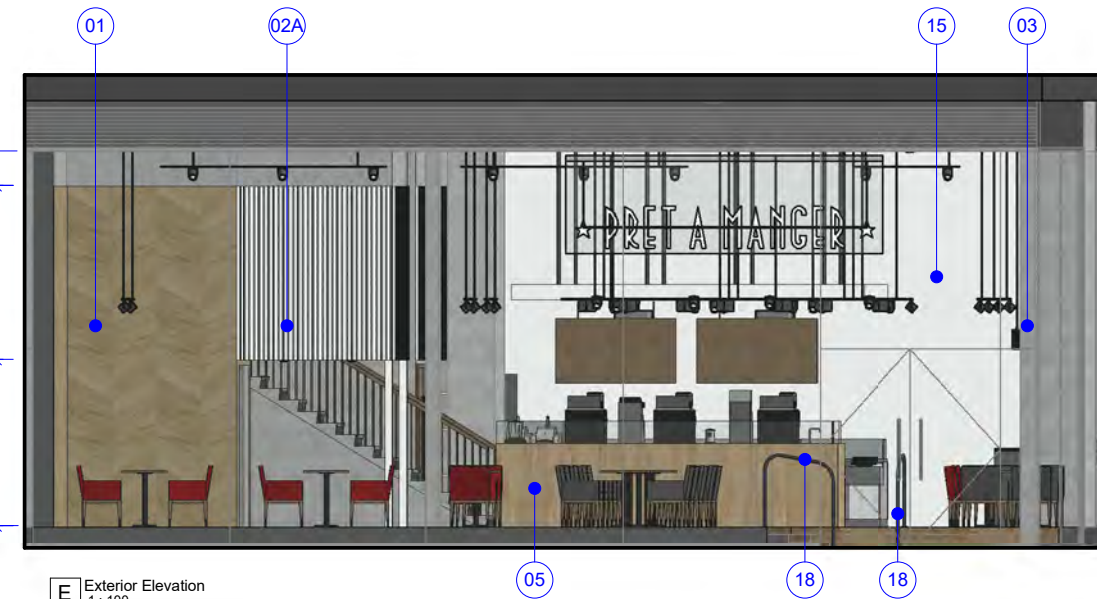
A Interior Elevation 1
1: 100



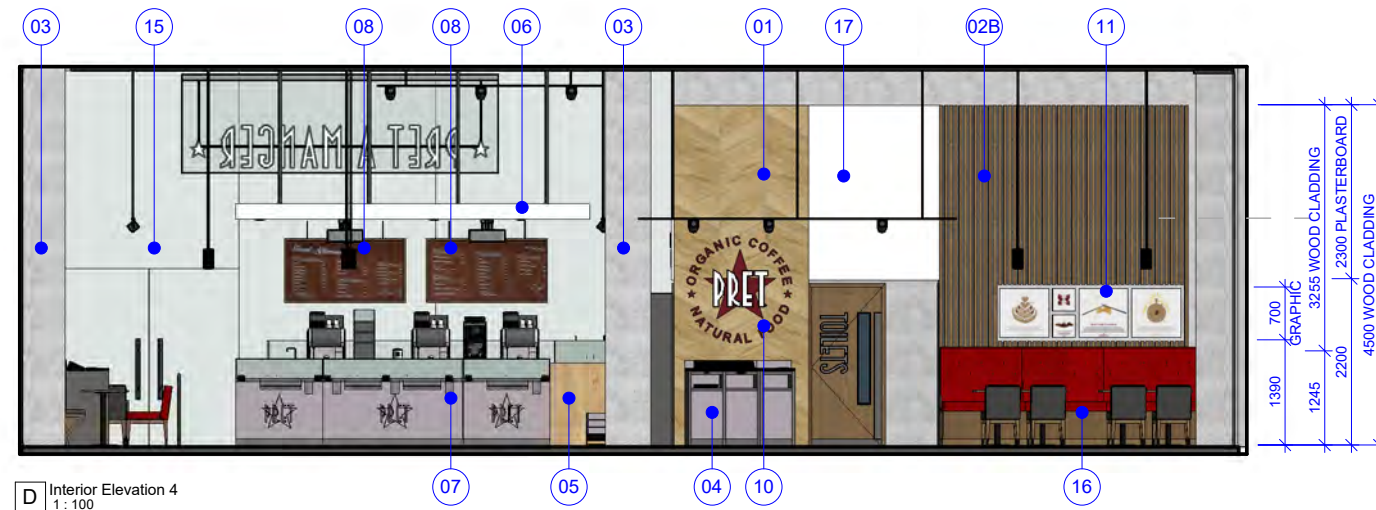
B Interior Elevation 2
1: 100



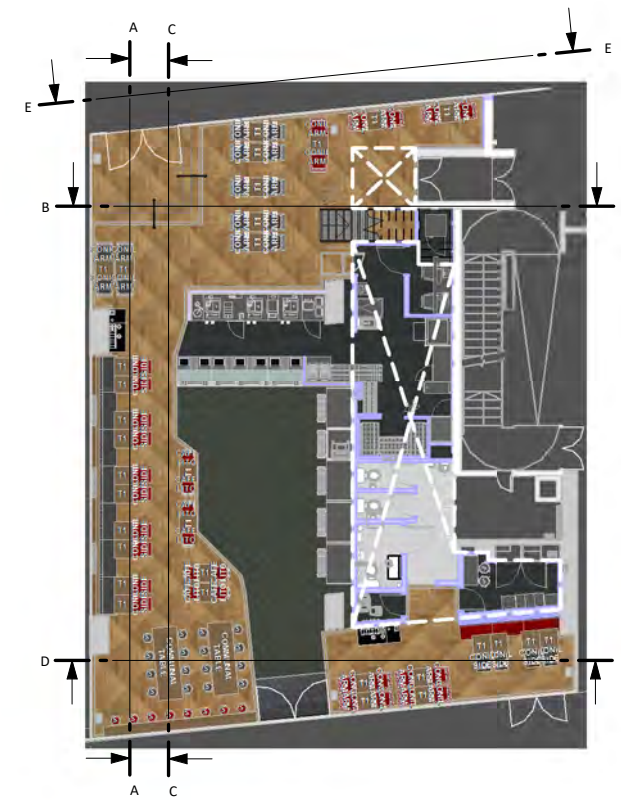
C Interior Elevation 3
1: 100



E Exterior Elevation
1: 100



D Interior Elevation 4
1: 100



F KEYPLAN
1: 250

NOTES:

01	FENDI OAK CHEVRON 180mm wide Fendi Oak boards laid in a chevron pattern at 45 degrees. Contractor to advise.	06	200MM HIGH SUSPENDED MF CEILING RAFT Painted White	12	LANGER SIGNAGE (JUSTIFIED LEFT) Fret cut letters 3080w 450h "freshly prepared, good, natural food" painted dulux 30BB 31/022 satin with drop shadow dulux 00NN 13/000 satin. dulux red ref: 31YR 10/591 satin "pret a manger" with 2no. stars	17	White Plasterboard
02A	WHITE SLAT WALL FINISH behind exposed concrete finish	07	NEW FRONT COUNTER CLAD -Tills to be clad in white oak timber with stainless steel pegged off mesh detail to front and stainless steel crisp bins. Nuttals to provide construction information.	13	PRET KITCHEN - signage	18	Brushed Stainless Steel Handrail 950mm high
02B	FENDI OAK SLAT WALL FINISH behind exposed concrete finish	08	1no. MENU BOARD 1 - PART NO. 3289-05 1no. MENU BOARD 2 - PART NO. 3289-10 refer to BENCHMARK DRG/PART NO. 3289-00	14	LANGER AREA allow for following: 4no. cold langers 1332w 750d 2015h / 1no. 1020w 865d 1865h wide hot langer / 4no. crisp bins 930w 250d 440h / 1no. compot bin 930w 250d 440h		
03	EXISTING COLUMNS PAINTED CONCRETE	09	NEW PENDANT LIGHTING - SPECS TBC	15	NEW GLAZING		
04	CONDIMENT WASTE POD Condiment Unit to latest Pret specification	10	ROUNDAL LOGO (1400mm dia.) painted roundal signage on Fendi Oak Chevron wall finish	16	900mm high banquette to have LED back lighting		
05	NEW LOW WALL 1100h low wall to be clad with Fendi Oak; 300mm high toughened reeded glass hygiene screen.	11	PRET PASSION FACT GRAPHICS framed graphics refer to UK SHOP GRAPHICS 2017 & finishes schedule for sizes, frame finishes & graphics.				

General notes:

Do Not Scale from this drawing;

Contractor to carry out full setting out prior to start of works and notify any discrepancies to the Architect for clarification;

All works to be strictly in accordance with local authority legislations, and/or similar governing bodies;

All works to be strictly in accordance with CDM Regulations (Health and Safety);

Copyright of this drawing is reserved and is issued on condition that it is not reproduced in part or on whole without written consent unless otherwise assigned.

All dimensions to be verified on site by the Contractor prior to commencement of work. Any discrepancies not brought to our immediate attention shall be deemed to be the responsibility of the contractor/fabricator.

ghost
7 Devonhurst Place
Heathfield Terrace
London
W4 4JD
Phone: +44 (0)20 8742 3330
Fax: +44 (0)20 8742 0744
www.ghostprojects.com

ARCHITECTURE

CLIENT:

★ PRET A MANGER ★

PROJECT:

Centre Point, Tottenham Court Road

DRAWING TITLE:

PROPOSED INTERNAL ELEVATIONS

SCALE: As indicated@A3

DATE: 20/11/17

PROJECT AND DWG NO: 217013-05.1

FILE NAME:

SCALE: As indicated@A3

DATE: 20/11/17

PROJECT AND DWG NO: 217013-05.1

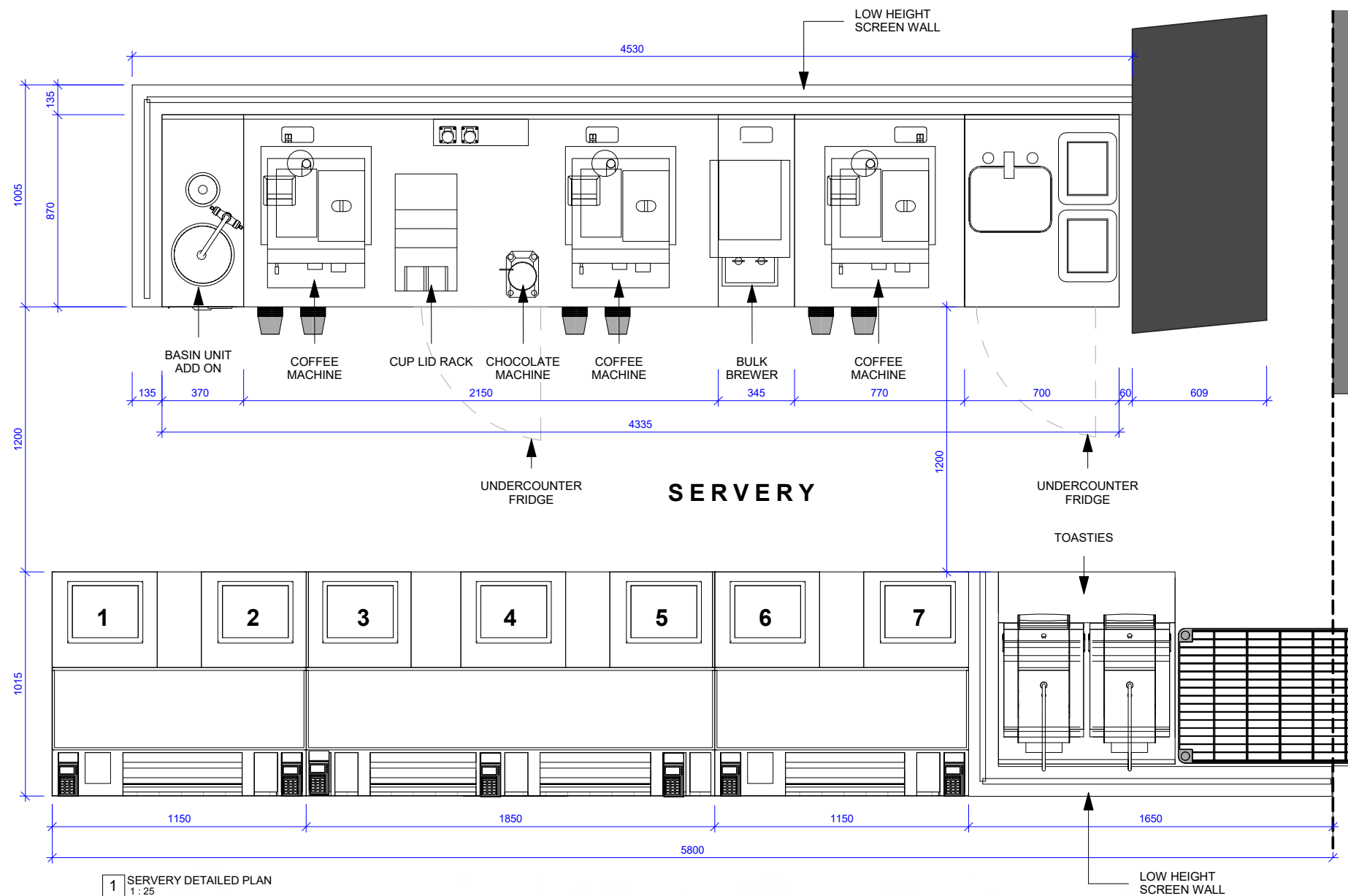
FILE NAME:

DRAWN: KR

CHECKED: LA

ISSUE TYPE: DID

REV: -4



1 SERVERY DETAILED PLAN
1:25



2 LOW LEVEL SERVERY BACK WALL ELEVATION
1:25

General notes:

Do Not Scale from this drawing;

Contractor to carry out full setting out prior to start of works and notify any discrepancies to the Architect for clarification;

All works to be strictly in accordance with local authority legislations, and/or similar governing bodies;

All works to be strictly in accordance with CDM Regulations (Health and Safety);

Copyright of this drawing is reserved and is issued on condition that it is not reproduced in part or on whole without written consent unless otherwise assigned.

All dimensions to be verified on site by the Contractor prior to commencement of work. Any discrepancies not brought to our immediate attention shall be deemed to be the responsibility of the contractor/fabricator.

ghost ARCHITECTURE
7 Devonhurst Place
Heathfield Terrace
London
W4 4JD
Phone: +44 (0)20 8742 3330
Fax: +44 (0)20 8742 0744
www.ghostprojects.com

CLIENT:
★ PRET A MANGER ★

PROJECT:
Centre Point, Tottenham Court Road

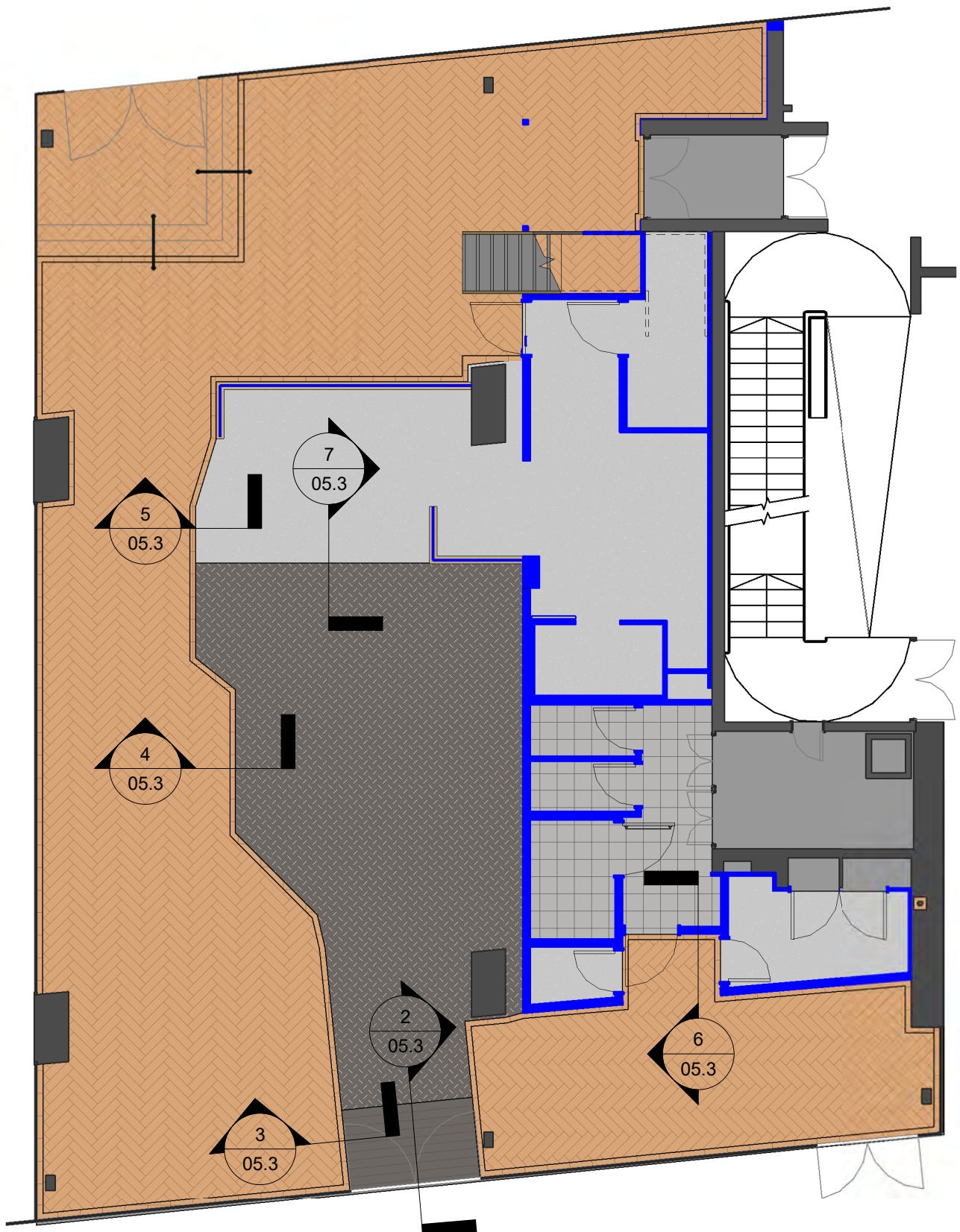
DRAWING TITLE:
SERVERY DESIGN DETAIL

SCALE: 1:25@A3 DRAWN: KR CHECKED: JK

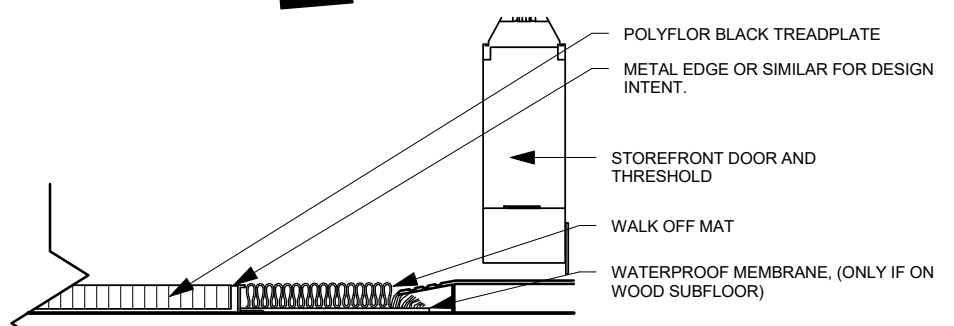
DATE: 20/11/17 ISSUE TYPE: DID

PROJECT AND DWG NO: 217013-05.2 REV: -3

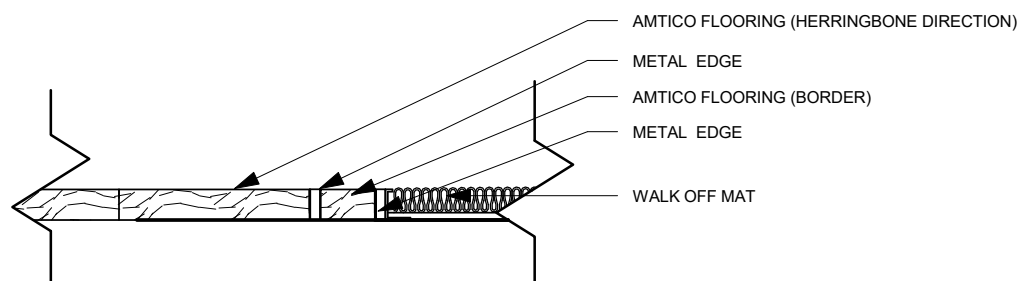
FILE NAME:



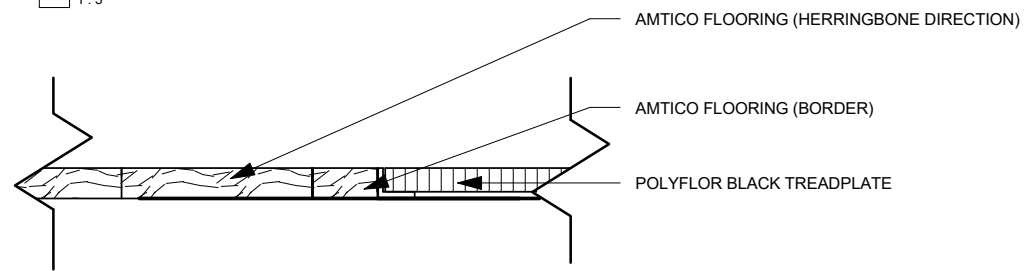
1 FLOOR DETAILS
1:100



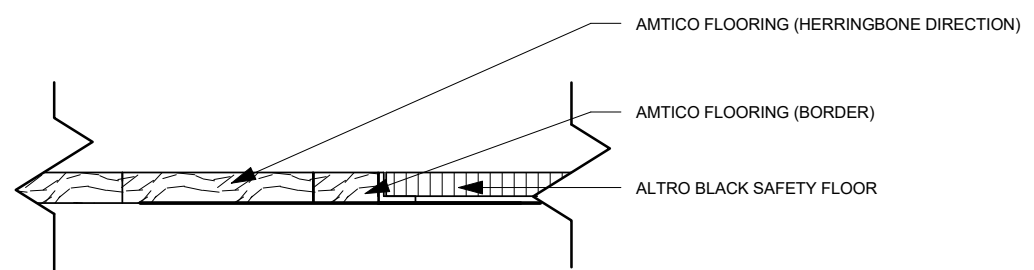
2 01 TRANSITION - POLYFLOR/WALKOFF MAT
1:5



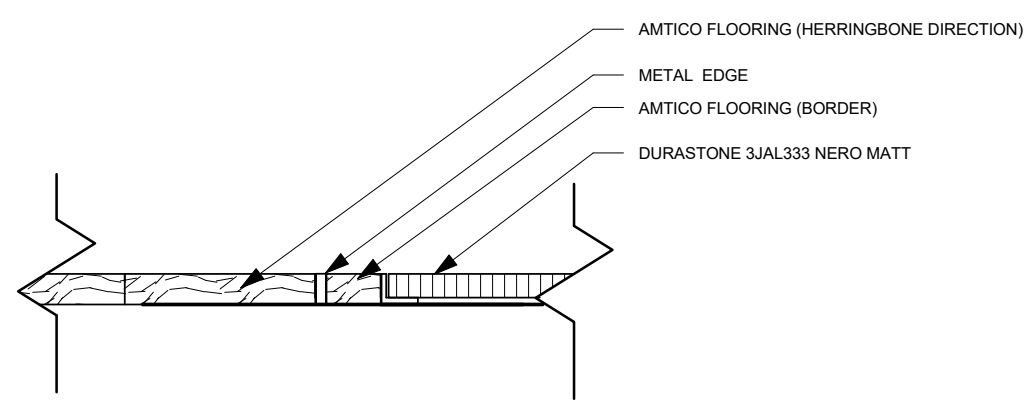
3 02 TRANSITION - WOOD/WOOD BORDER/WALKOFF
1:5



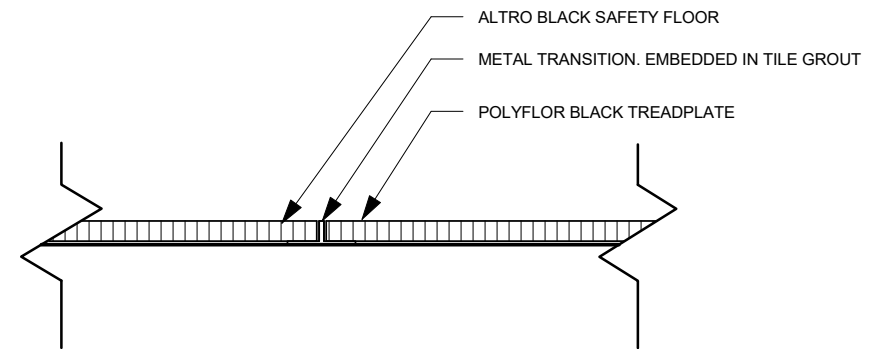
4 03 TRANSITION - WOOD/WOOD BOARDER/POLYFLOR
1:5



5 04 TRANSITION - WOOD/WOOD BOARDER/ALTRO BLACK SAFETY FLOOR
1:5



6 05 TRANSITION - WOOD/WOOD BORDER/DURASTONE FLOOR
1:5



7 06 TRANSITION - ALTRO BLACK SAFETY FLOOR/POLYFLOR BLACK TREADPLATE
1:5

General notes:
Do Not Scale from this drawing;
Contractor to carry out full setting out prior to start of works and notify any discrepancies to the Architect for clarification;
All works to be strictly in accordance with local authority legislations, and/or similar governing bodies;
All works to be strictly in accordance with CDM Regulations (Health and Safety.);

Copyright of this drawing is reserved and is issued on condition that it is not reproduced in part or on whole without written consent unless otherwise assigned.
All dimensions to be verified on site by the Contractor prior to commencement of work. Any discrepancies not brought to our immediate attention shall be deemed to be the responsibility of the contractor/fabricator.

ghost ARCHITECTURE
7 Devonhurst Place
Heathfield Terrace
London
W4 4JD
Phone: +44 (0)20 8742 3330
Fax: +44 (0)20 8742 0744
www.ghostprojects.com

CLIENT:
★ PRET A MANGER ★

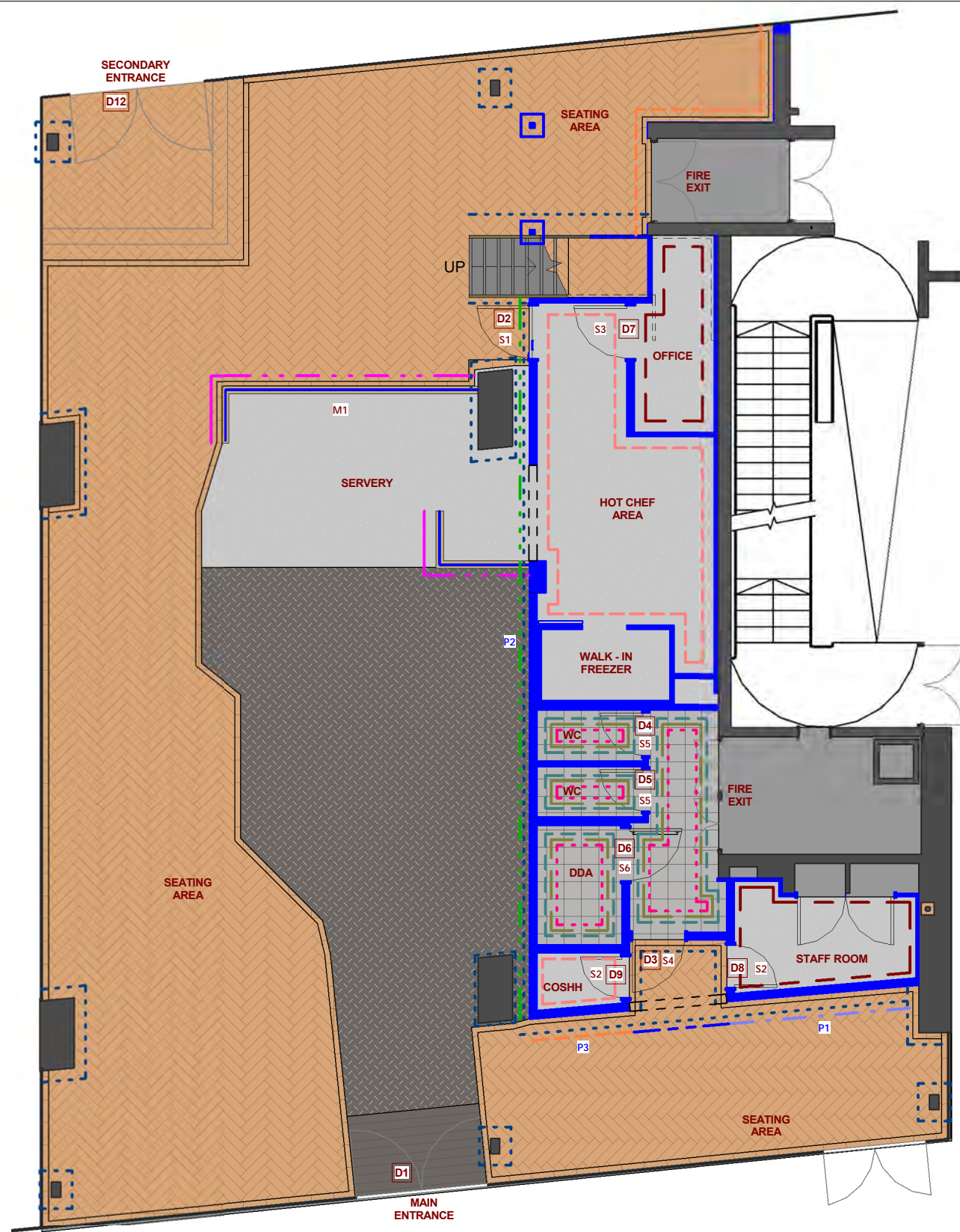
PROJECT:
Centre Point, Tottenham Court Road

DRAWING TITLE:
FLOORING DETAILS

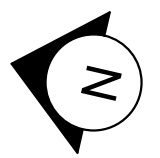
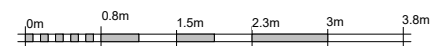
SCALE: As indicated@A3	DRAWN: KR	CHECKED: JK
DATE: 20/11/17	ISSUE TYPE: DID	

PROJECT AND DWG NO: 217013-05.3	REV: -/-
------------------------------------	-------------





FILE NAME:



1 PROPOSED GF FINISHES PLAN
1 : 100



General notes:
Do Not Scale from this drawing;
Contractor to carry out full setting out prior to start of works and notify any discrepancies to the Architect for clarification;
All works to be strictly in accordance with local authority legislations, and/or similar governing bodies;
All works to be strictly in accordance with CDM Regulations (Health and Safety.);

MENU:	DOORS:
M1  1no. MENU BOARD 1 - PART NO. 3289-05 1no. MENU BOARD 2 - PART NO. 3289-10 refer to BENCHMARK DRG/PART NO. 3289-00	D01 NEW ENTRANCE DOOR 01no. 2332w entrance door height suit existing shopfront setting out. metal frame to match extg. frame painted to match existing frame colour. refer to shopfront drwg for details.
SIGNAGE: P1  PRET PASSION FACT GRAPHICS framed graphics refer to UK SHOP GRAPHICS 2017 Fig. 1 - food = 300 x 300mm Fig. 3 - food = 300 x 300mm Fig. 11 - coffee = 650 x 650mm Fig. 7 - food = 650 x 650mm Fig. 2 - coffee = 650 x 650mm	D02 NEW FOH INTO BOH DOOR TYPE 'D07' SD-300-37 1no. 926w x 2100h FD30(S) fire door finished in oak veneer laminate with oak frames + pret kitchen sign. ironmongery as SD-300-39C
	D03 NEW FOH CUSTOMER WC LOBBY DOOR TYPE 'D02' SD-300-36D 1no. 826w 2100h FD30(S) fire door finished in oak veneer laminate with oak frames + "toilets" sign. ironmongery as SD-300-39E.
P2  01no. LANGER SIGNAGE fret cut 3080w x515h "freshly prepared, good, natural food@ painted dulux 30BB 31/022 satin with drop shadow dulux 00NN 13/000 satin. dulux red ref: 31YR 10/591 satin "pret a manger" with 2no. stars. (JUSTIFIED LEFT)	D04 NEW FOH CUSTOMER WC DOOR TYPE 'D05' SD-300-36D 01no. 750w 2100h FD30(S) fire door finished in oak veneer laminate with oak frames + unisex toilet sign. ironmongery as SD-300-39C
P3  ROUNDAL LOGO (1400mm dia.) painted roundal signage on white plaster brick behind perforated metal cladding	D05 NEW FOH CUSTOMER WC DOOR TYPE 'D05' SD-300-36D 01no. 750w 2100h FD30(S) fire door finished in oak veneer laminate with oak frames + unisex toilet sign. ironmongery as SD-300-39C
	D06 NEW CUSTOMER DDA WC DOOR TYPE 'D06' SD-300-37C 1no. 926w 2100h SD-300-39C fire door finished in oak veneer laminate with oak frames.ironmongery as SD-300-39C. + DDA sign
	D07 NEW BOH MANAGERS OFFICE DOOR TYPE 'D04' SD-300-36D digi lock non latched. 1no. 926w 2100h FD30(S) fire door finished in oak veneer laminate with oak frames. Vision panel + "office" sign
	D08 NEW BOH STAFF ROOM DOOR TYPE 'D10' SD-300-37D 2no. 750w 2100h FD30(S) fire door finished in oak veneer laminate with oak frames ironmongery as SD-300-39C + "staff only" sign
	D09 NEW BOH COSHH DOOR TYPE 'D03' SD-300-36D 1no. 726w 2100h FD30(S) fire door finished in oak veneer laminate with oak frames ironmongery as SD-300-39C
	D10 NEW BOH REFUSE DOOR TYPE 'D03' SD-300-36D 1no.726w 2100h FD30(S) fire door finished in oak veneer laminate with oak frames + staff only sign. ironmongery as SD-300-39C
	D11 NEW FOH INTO BOH DOOR TYPE 'D07' SD-300-37 1no.926w x 2100h FD30(S) fire door finished in oak veneer laminate with oak frames + staff only sign. ironmongery as SD-300-39C
	D12 NEW ENTRANCE DOOR 01no. 2390w entrance door height suit existing shopfront setting out. Metal frame to match exiting frame painted to match existing frame colour. refer to shopfront drawing for details.
	D13 NEW PLANT ROOM DOOR TYPE 'D03' SD-300-36D 1no.726w 2100h FD30(S) fire door finished in oak veneer laminate with oak frames + staff only sign. ironmongery as SD-300-39C - no door handle required

Copyright of this drawing is reserved and is issued on condition that it is not reproduced in part or on whole without written consent unless otherwise assigned.
All dimensions to be verified on site by the Contractor prior to commencement of work. Any discrepancies not brought to our immediate attention shall be deemed to be the responsibility of the contractor/fabricator.

ghost 7 Devonhurst Place
Heathfield Terrace
London
W4 4JD
Phone: +44 (0)20 8742 3330
Fax: +44 (0)20 8742 0744
www.ghostprojects.com
ARCHITECTURE

CLIENT:
★ PRET A MANGER ★

PROJECT:
Centre Point, Tottenham Court Road






















DRAWING TITLE:
PROPOSED GF FINISHES
PLAN & SCHEDULE

SCALE: 1 : 100@A3 DRAWN: KR CHECKED: LA

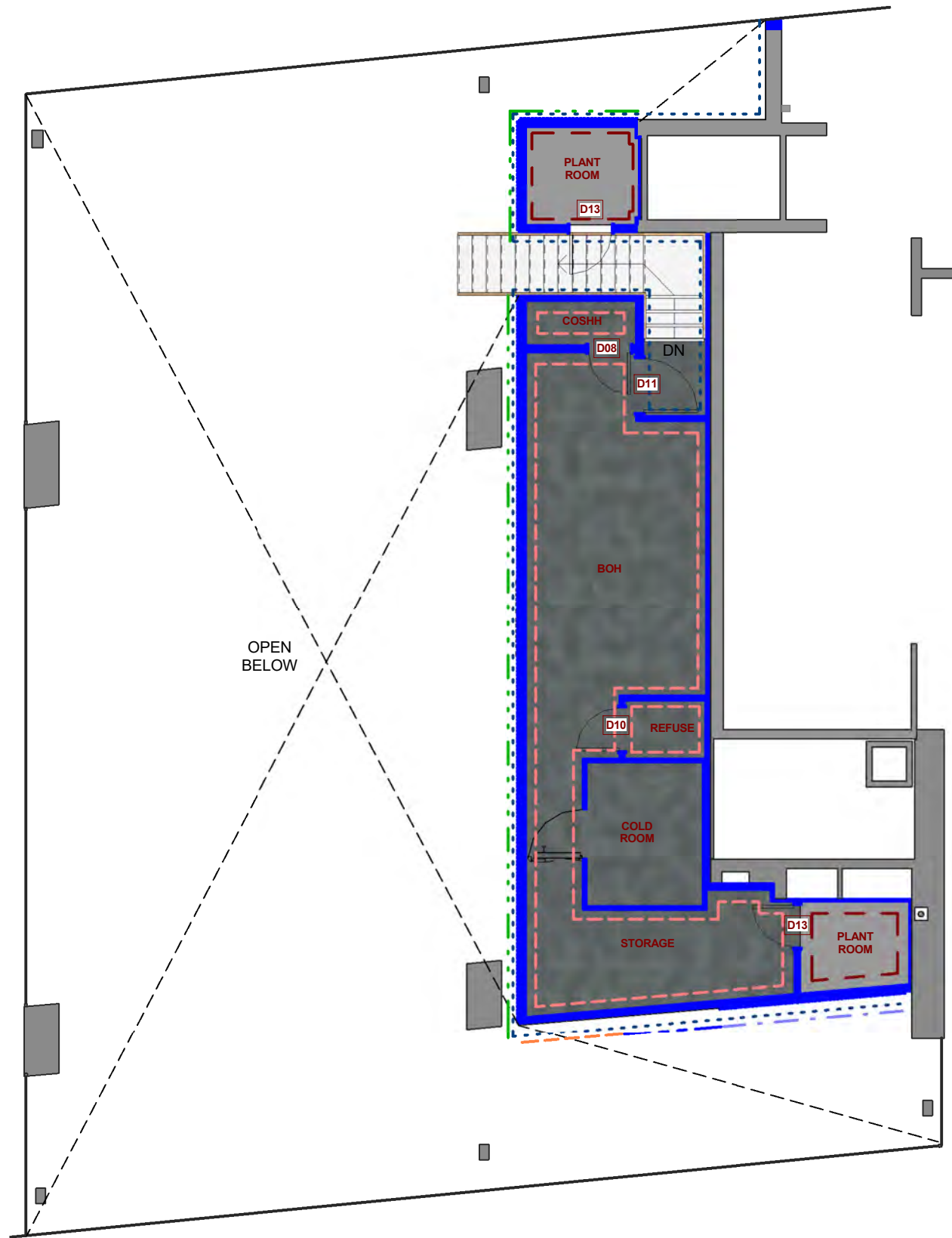
DATE: 20/11/17 ISSUE TYPE: DID

PROJECT AND DWG NO: 217013 -06.1 REV: -/-

FILE NAME:

FLOOR FINISHES:	WALL FINISHES:	SIGNAGE:
 NEW FLOORING - KITCHEN / COSHH / REFUSE / STAFF ROOM / OFFICE altro black safety floor walkway 20 ref: VM20892 throughout all areas in kitchen unit.	 FENDI OAK CHEVRON - FULL HEIGHT 180mm wide Fendi Oak boards laid in a chevron pattern at 45 degrees. Contractor to advise.	S1  01no. KITCHEN SIGN handpainted signage
 NEW FLOORING - SALES AREA polyflor black treadplate ref. 8122 457x914mm laid brick bond pattern as shown refer: SD-300-48.	 OAK SLAT WALL FINISH behind exposed concrete finish	S2  04no. STAFF ONLY
 NEW FLOORING BORDER Amtico signature manor oak strip ref: AROW7970 3thk 457w 915d laid in direction shown	 NEW LOW WALL 1100h low wall to be clad with Fendi Oak	S3  01no. OFFICE SIGN
 NEW FLOORING - SEATING AREA amtico signature manor oak strip ref: AROW7970 3thk 457w 915d laid in direction shown	 WHITE SLAT WALL FINISH behind exposed concrete finish	S4  01no. TOILET SIGN handpainted signage
 NEW FLOORING - DDA & CUSTOMER WC Durastone 3JAL333 nero matt with 3mm mapei 114 grout from solus ceramics	 WHITE PAINTED PLASTER BOARD	S5  02no. UNISEX SIGN
	 WHITE PAINTED WALL - FULL HEIGHT plasterboard wall painted white ral 9010 satin.	S6  01no. DDA ONLY
	 WC TILE A (WALL TILE) Soulus Ceramics Ref:Odette 2ADX101 Crackle glaze. Tile to be laid in brick bond format in a vertical orientation with 3mm grout	
	 WC TILE B (BORDER WALL TILE) supplied by Soulus Ceramics 0121 753 0777 Ref:ODEM05166 grey border 3mmcharcoal grout	
	 WC TILE C (SKIRT WALL TILE) supplied by Soulus Ceramics 0121 7530777 Ref:Anarta 3PPM003 natural 3mm white grout	
	 WHITE ROCK PVC PANELING	

Brushed stainless steel with text & stars etched in red colour finish stain pms 3003 refer SD-600-08A from benchmark



1 PROPOSED MEZZANINE FINISHES PLAN
1 : 100

FLOOR FINISHES:	
	NEW FLOORING - KITCHEN / COSHH / REFUSE / STAFF ROOM / OFFICE altro black safety floor walkway 20 ref: VM20892 throughout all areas in kitchen unit.
	NEW FLOORING - PLANT ROOM Chipboard flooring
WALL FINISHES:	
	WHITE PAINTED WALL - FULL HEIGHT plasterboard wall painted white ral 9010 satin.
	WHITE ROCK PVC PANELING
	FENDI OAK CHEVRON - FULL HEIGHT 180mm wide Fendi Oak boards laid in a chevron pattern at 45 degrees. Contractor to advise.
	OAK SLAT WALL FINISH behind exposed concrete finish
	WHITE SLAT WALL FINISH behind exposed concrete finish
	WHITE PAINTED PLASTER BOARD
	EXPOSED CONCRETE

General notes:

Do Not Scale from this drawing;

Contractor to carry out full setting out prior to start of works and notify any discrepancies to the Architect for clarification;

All works to be strictly in accordance with local authority legislations, and/or similar governing bodies;

All works to be strictly in accordance with CDM Regulations (Health and Safety.);

Copyright of this drawing is reserved and is issued on condition that it is not reproduced in part or on whole without written consent unless otherwise assigned.

All dimensions to be verified on site by the Contractor prior to commencement of work. Any discrepancies not brought to our immediate attention shall be deemed to be the responsibility of the contractor/fabricator.

ghost ARCHITECTURE
 7 Devonhurst Place
 Heathfield Terrace
 London
 W4 4JD
 Phone: +44 (0)20 8742 3330
 Fax: +44 (0)20 8742 0744
www.ghostprojects.com

CLIENT:
★ PRET A MANGER ★

PROJECT:
 Centre Point, Tottenham Court Road

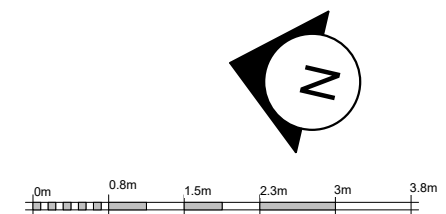
DRAWING TITLE:
 PROPOSED MEZZANINE
 FINISHES PLAN &
 SCHEDULE

SCALE: 1 : 100@A3 DRAWN: KR CHECKED: LA

DATE: 20/11/17 ISSUE TYPE: DID

PROJECT AND DWG NO: 217013 -06.2 REV: -/-

FILE NAME:

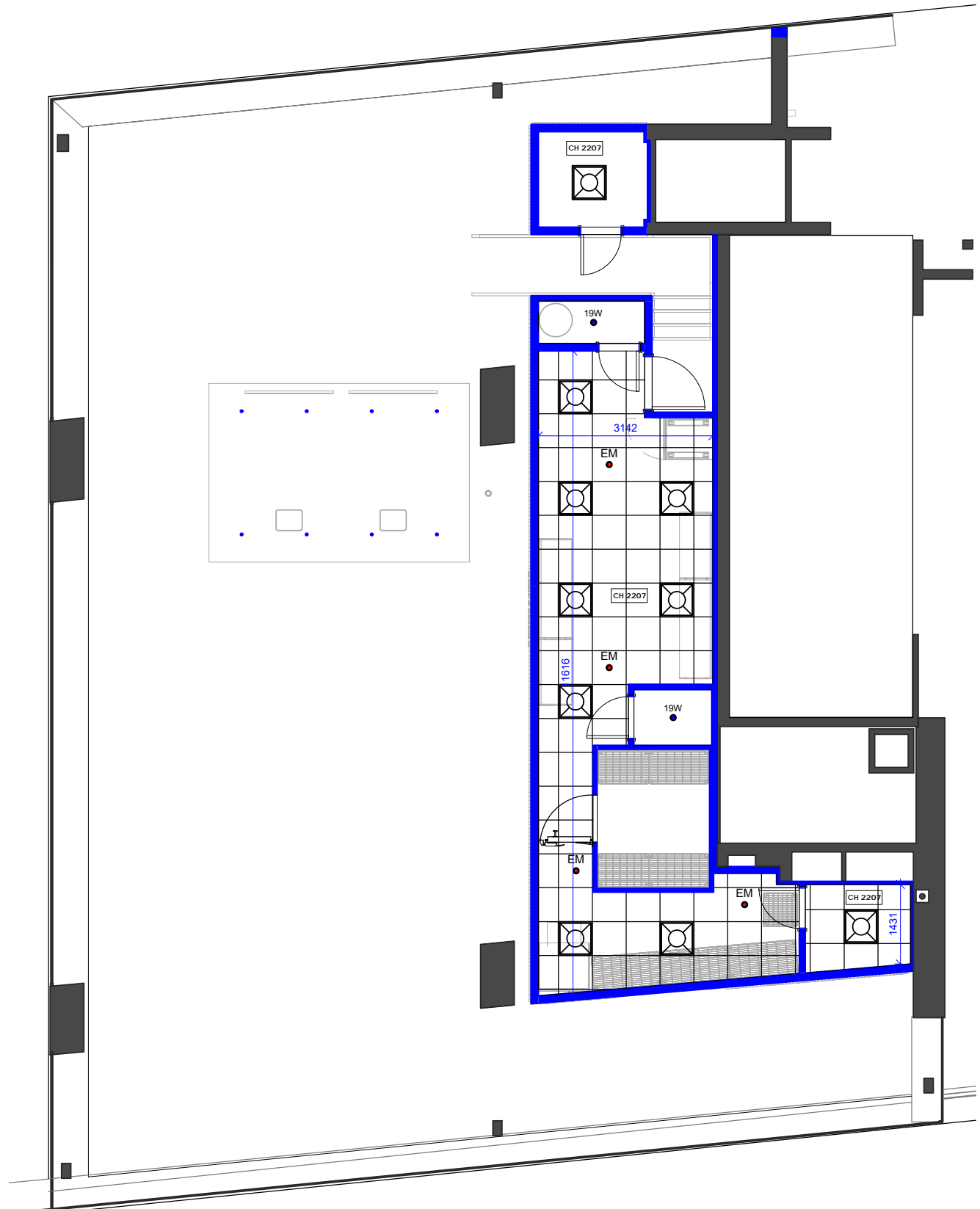


General notes:

Do Not Scale from this drawing;
 Contractor to carry out full setting out prior to start of works and notify any discrepancies to the Architect for clarification;
 All works to be strictly in accordance with local authority legislations, and/or similar governing bodies;
 All works to be strictly in accordance with CDM Regulations (Health and Safety);



1 PROPOSED GF REFLECTED CEILING PLAN
1 : 100



2 PROPOSED MEZZANINE FLOOR PLAN
1 : 100

LIGHT FITTINGS LEGEND:
 emergency lighting design to comply with BS 5266 all switching to comply with lighting design guide

	43no. Fagerhult Retail EU 3-Circuit Track Black Suspended Track with 3.0 m clearance from floor to ceiling; Colour: Black 1T = 12 x 1400mm 2T = 13 x 3000mm 3T = 6 x 4200mm	
	70no. LTS Retail Lenso 101 GU10 Driverless track mounted LED Spotlight 9W, 465lm, 2700K, 25° Degree Colour: 67 x Black, Art.No. SP992320/BLACK	
	LTS Retail Fazilo Recessed LED Spotlight, 1220lm, 16W, 2700K, Flood 35° ø:110mm - Cut Out ø: 100mm - Recessed: 145mm Colour: White Art.No. FAZI 151.27.35 Qty: 1	

	Atelje Lyktan Retail Blaze Downlight Recessed LED Downlight, 1000lm, 12W, 2700K, Flood 38° ø:105mm - Cut Out ø: 90mm - Recessed: 102mm Colour: White & Gold Art.No. 204858 + 204868 Qty: 4
	Fagerhult Pleiad Evo Recessed fixed down light C/w IP54 cover 1648 Lumen 3000K 19W White ART No: 77443 + 41840 Qty: 14

	PRET FEATURE PENDANT LIGHT Qty: 13
	Fagerhult Retail Emergency Bulkhead 3W Mini LED Emergency Downlight cw Driver, 3 Hour Battery & White Bezel Colour: White, Art.No. SP99999-1001 Qty: 9
	NEW PRET TABLE LAMP attached to back of booth with oak wood slat finish Qty: 3
	17no. RECESSED LED CEILING PANEL LIGHT FITTING cat no.G0136OPL 5130 Recess LED Lighting Fixture With Opal diff 4

CEILING LEGEND:

	200MM SUSPENDED MF CEILING RAFT height as shown on drawing
	MF PLASTERBOARD CEILING painted white height as shown on drawing
	LAY IN CEILING GRID new fitted lay in ceiling grid to pret standard nuts & bolts specification

Copyright of this drawing is reserved and is issued on condition that it is not reproduced in part or on whole without written consent unless otherwise assigned.
 All dimensions to be verified on site by the Contractor prior to commencement of work. Any discrepancies not brought to our immediate attention shall be deemed to be the responsibility of the contractor/fabricator.

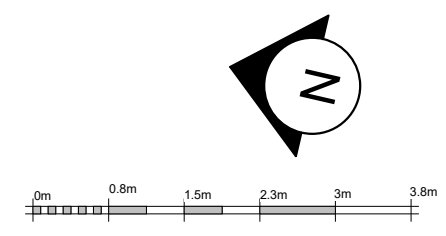
ghost ARCHITECTURE
 7 Devonhurst Place
 Heathfield Terrace
 London
 W4 4JD
 Phone: +44 (0)20 8742 3330
 Fax: +44 (0)20 8742 0744
 www.ghostprojects.com

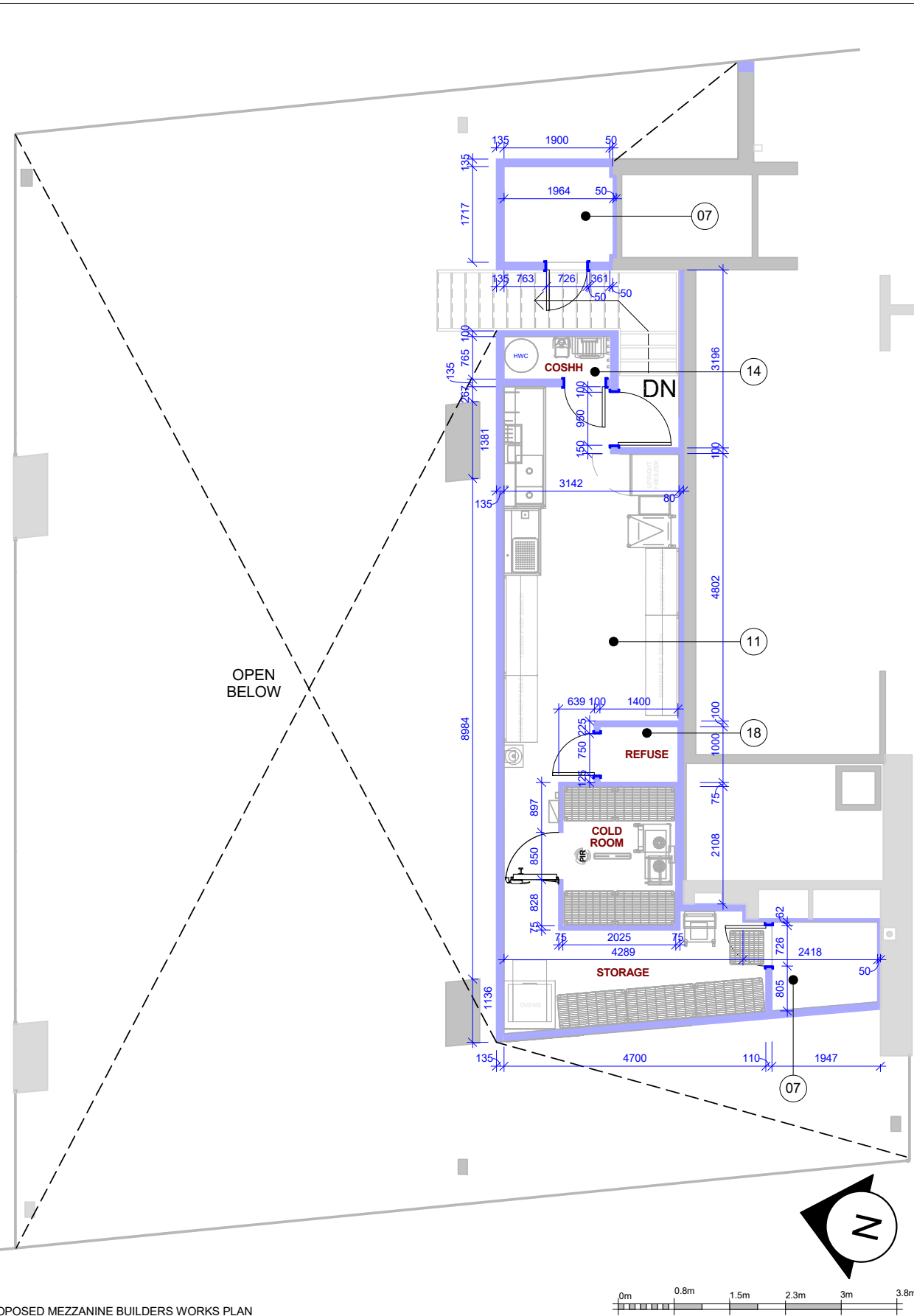
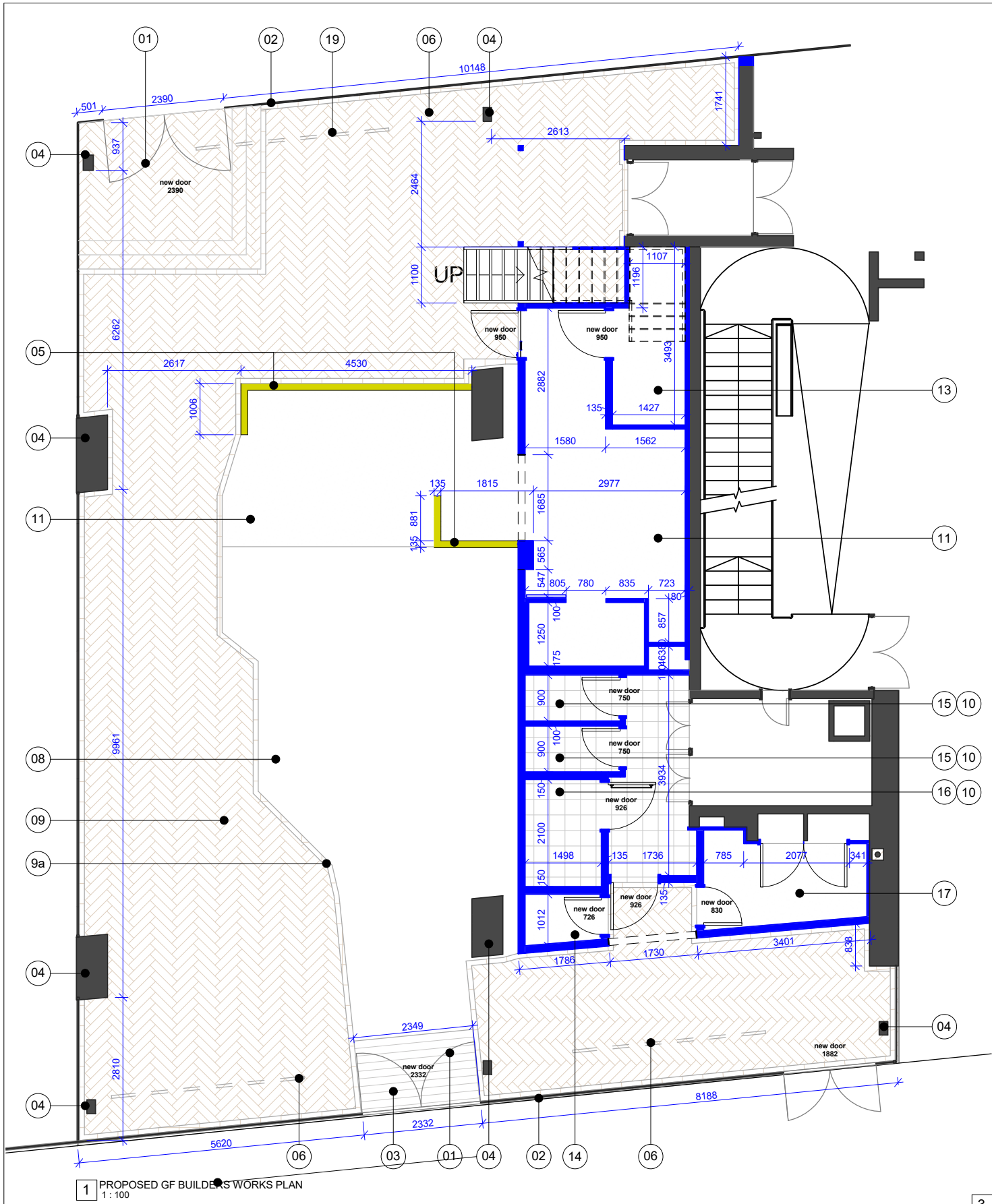
CLIENT:
 ★ **PRET A MANGER** ★

PROJECT:
 Centre Point, Tottenham Court Road

DRAWING TITLE:
 PROPOSED GF & MEZZANINE REFLECTED CEILING PLAN

SCALE: 1 : 100@A3	DRAWN: Author	CHECKED: Checker
DATE: 20/11/17	ISSUE TYPE: DID	
PROJECT AND DWG NO: 217013 -07.1		REV: -/-
FILE NAME:		





General notes:
 Do Not Scale from this drawing;
 Contractor to carry out full setting out prior to start of works and notify any discrepancies to the Architect for clarification;
 All works to be strictly in accordance with local authority legislations, and/or similar governing bodies;
 All works to be strictly in accordance with CDM Regulations (Health and Safety);

1 PROPOSED GF BUILDERS WORKS PLAN
1:100

3 PROPOSED MEZZANINE BUILDERS WORKS PLAN
1:100

NOTES:

01	NEW MAIN ENTRANCE new main entrance glass door to suit new shopfront elevation	05	NEW LOW WALL 1100h low wall to be clad with Fendi Oak	09	NEW FLOORING - SEATING AREA amticco signature manor oak strip ref: AR0W7970 3thk 457w 915d laid in direction shown	12	NEW FLOORING - KITCHEN / COSHH / REFUSE / STAFF ROOM / OFFICE altro black safety floor walkway 20 ref: VM20892 throughout all areas in kitchen unit.	16	NEW DDA CUSTOMER WC form 1500w 2190d disabled toilet + 926w DDA door + finishes & fixtures to SD-700-02 and wall mount baby change.
02	NEW SHOPFRONT GLAZING replace previous main entrance door with new plinth to match all other windows.	06	NEW FASCIA SIGNAGE refer to proposed external elevation drawings for details	9a	NEW FLOORING BORDER- SEATING AREA amticco signature manor oak strip ref: AR0W7970 3thk 457w 915d laid in direction shown	13	NEW OFFICE form full height partitions to create office with 926w door with all office equip as nuts & bolts SD-805. 2no. computers only	17	NEW STAFF ROOM form new partitions + linings with 826w door to create new staff room.
03	LEVEL EXISTING FLOOR level in prep for new ensure flush level floor finish junctions throughout	07	PROPOSED PLANT ROOM	10	NEW FLOORING - DDA & CUSTOMER TOILET durastone 3JAL333 nero matt with 3mm mapei 114 grout from solus ceramics.	14	NEW COSHH CUPBOARD form full height partitions. 726w door. low for fixtures & fittings latest pret N&B	18	REFUSE ROOM form full height partitions. 726w door. h/w tank to current spec. with new fixtures to latest nuts & bolts.
04	EXISTING COLUMNS existing columns to be clad white painted brick behind perforated metal sheet.	08	NEW FLOORING - SALES AREA polyflor black treadplate ref. 8122 457x914mm laid brick bond pattern as shown refer: SD-300-48.	11	NEW FLOORING - KITCHEN / COSHH / REFUSE / STAFF ROOM / OFFICE altro black safety floor walkway 20 ref: VM20892 throughout all areas in kitchen unit.	15	NEW CUSTOMER WC - form 900w 1640d + 750w door - form 900w 1750d + 750w door *allow for new sanitary ware and finishes to latest nuts & bolts.	19	
								20	

WALLS:

	EXISTING WALLS AND COLUMNS
	NEW PARTITIONS AND WALL LININGS partitions 30mins fire rated
	LOW WALL
	EXISTING FIXTURES / FITTINGS / PARTITIONS REMOVED

Copyright of this drawing is reserved and is issued on condition that it is not reproduced in part or on whole without written consent unless otherwise assigned.
 All dimensions to be verified on site by the Contractor prior to commencement of work. Any discrepancies not brought to our immediate attention shall be deemed to be the responsibility of the contractor/fabricator.

ghost ARCHITECTURE
 7 Devonhurst Place
 Heathfield Terrace
 London
 W4 4JD
 Phone: +44 (0)20 8742 3330
 Fax: +44 (0)20 8742 0744
 www.ghostprojects.com

CLIENT:
★ PRET A MANGER ★

PROJECT:
 Centre Point, Tottenham Court Road

DRAWING TITLE:
PROPOSED GF & MEZZANINE BUILDERS WORKS PLAN

SCALE:
 1:100@A3
 DRAWN:
 KR
 CHECKED:
 LA
 DATE:
 20/11/17
 ISSUE TYPE:
 DID

PROJECT AND DWG NO:
217013-08.1
 REV:
 -/
 FILE NAME:



1 PROPOSED GF POWER PLAN
1 : 100

NOTES:

TABLE 500 affl	3no. 240V 13AMP SINGLE PHASE DOUBLE SWITCHED SOCKET - brushed metal white inserts wall recessed at 500mm affl to top of socket. in column	FREEZER 500 affl	01no. 240V 13AMP SINGLE PHASE DOUBLE SWITCHED SOCKET - metal clad white inserts surface mounted at 500 affl to top of socket. for freestanding tall fridge.	IP65 slicer 1300 affl	01no. 240V 13 AMP SINGLE PHASE IP65 DOUBLE SWITCHED SOCKET grey plastic - surface mounted at 1300mm affl to top of socket. for slicer.
SALES 500 affl	00no. 240V 13AMP SINGLE PHASE COMMANDO SOCKET - brushed metal white inserts wall recessed at 500mm affl to top of socket. in sales / customer areas.	IP65 DW 460 affl	01no. 415V 16AMP 3 PHASE SOCKET - red PVC at 460mm affl to top of socket located between double sink waste with accessible isolator switch. for dishwashers.	CHD FS △	02no. 240V 13AMP SINGLE PHASE brushed metal unswitched fused spur at high level above handrier for customer hand driers front of house
	06no. 240V 16 AMP SINGLE PHASE COMMANDO SOCKET CEILING MOUNTED - plastic blue to suit position of prep benches	TOASTIES 1100 affl	02no. 240V 32AMP SINGLE PHASE COMMANDO OUTLETS blue pvc- at 600mm affl to top of outlet for toastie machines. each controlled by polished chrome isolation switches 1100mm affl in accessible locations.	FRUIT 500 affl 5A	00no. 240V 5AMP SINGLE PHASE brushed metal 5amp round pin socket connected to loact non dimmable lighting circuit to turn off out of hours at 500mm affl to top of socket for fruit rack.
STAFF 500 affl	01no. 240V 13AMP SINGLE PHASE DOUBLE SWITCHED SOCKET - metal clad white inserts wall recessed at 500mm affl to top of socket. in office / staff room areas.	IP65 SOUP 1600 affl	01no. 415v 32AMP 3 PHASE COMMANDO OUTLET - red pvc centrally mounted 1600mm affl to top of outlet. with IP65 metal clad white inserts isolator 1600mm affl to top of switch for soup re-thermoliser.	BREW 500 affl	01no. 240V 16 AMP SINGLE PHASE COMMANDO OUTLET - plastic blue at 500 affl to top of outlet for bunn brewer
STAFF 1100 affl	01no. 240V 13AMP SINGLE PHASE DOUBLE SWITCHED SOCKET - metal clad white inserts wall recessed at 1100mm affl to top of socket. in staff room areas.	BANQ 300 affl	07no. SINGLE SOCKET OUTLET WITH 4XUSB OUTLETS 300mm affl to top of socket. in banquette areas.	TILLS 300 affl	01no. 240V 32AMP SINGLE PHASE COMMANDO OUTLET plastic / blue at 300mm affl to top of socket. for till units.
PRINTER 500 affl	03no. 240V 13AMP SINGLE PHASE DOUBLE SWITCHED SOCKET - metal clad white inserts wall recessed at 500mm affl to top of socket. under coffee machines.	FOH OVENS 1200 affl	02no. 415V 16AMP THREE PHASE COMMANDO SOCKET - red pvc at 1200mm affl to top of socket for each smeg alfa 144 oven with polished chrome with white insert isolator switches in accessible locations for ovens in servery counter areas.	IP65 SMOOTH 500 awss	01no. 240V 13AMP SINGLE PHASE IP65 DOUBLE SOCKET grey plastic - surface mounted at 500mm from above work surface to top of socket (or lower to suit low upstand wall) for smoothie blenders.
COFFEE 500 affl	01no. 240V 13AMP SINGLE PHASE DOUBLE SWITCHED SOCKET - metal clad white inserts wall recessed at 500mm affl to top of socket. under coffee machines.	BOH OVENS 1200 affl	01no. 415V 16AMP THREE PHASE COMMANDO SOCKET - red pvc at 1200mm affl to top of socket for each smeg alfa 144 oven with IP65 metal clad white inserts isolator switches in accessible locations for ovens in kitchens / back of house	DDA CUPS △	02no. SIGNAGE POWER SUPPLIES -white switched fused spurs mounted linked to timer clock by distribution boards. for illuminated external signs.
MICRO 500 affl	01no. 240V 13AMP SINGLE PHASE DOUBLE SWITCHED SOCKET - metal clad white inserts surface mounted at 500mm affl to top of socket. for microwaves.		OFFICE TRUNKING SYSTEM -MK 2 compartment dado trunking underneath office worktop 500mm affl to top of trunking with 8no. MK white plastic double switched socket power outlets & 3no. RJ45 outlet sockets.	scales 1300 affl	01no. 240V 13AMP SINGLE PHASE UNSWITCHED FUSED SPUR - brushed metal located above dda wc door for timeguard DDA alarm control unit
COMMS above ceiling	01no. 240V 13AMP SINGLE PHASE DOUBLE SWITCHED SOCKET - metal clad white inserts surface mounted above ceiling for comms cabinet.	WATER TANK 13A 20A	01no. 240V 20AMP SINGLE PHASE with white plastic DP switch with neon for mega flow immersion heater & 01no. 240V 13AMP SINGLE PHASE with white plastic un-switched fused spur for hot water circulation pump		01no. 240V 13 AMP SINGLE PHASE DOUBLE SWITCHED SOCKET - metal clad white inserts surface mounted at 1300mm affl to top of socket for scales on weigh station.
SAFE above ceiling	01no. 240V 13AMP SINGLE PHASE DOUBLE SWITCHED SOCKET - metal clad white inserts surface mounted above ceiling with mini trunking connection for safe.	HOT 1200 affl	01no. 415V 16AMP THREE PHASE COMMANDO SOCKET - red pvc behind langer 1200mm affl to top of socket. for hot langer.	U/C FREEZER 500 affl	01no. 240V 13AMP SINGLE PHASE DOUBLE SWITCHED SOCKET - metal clad white inserts surface mounted at 500 affl to top of socket. under counter freezer
FRIDGE 2350 affl	01no. 240V 13AMP SINGLE PHASE DOUBLE SWITCHED SOCKET - metal clad white inserts surface mounted at 2350 affl to top of socket for freestanding tall fridge	COLD 1200 affl	04no. 240V 16AMP SINGLE PHASE COMMANDO SOCKET - plastic blue behind langer 1200mm affl to top of socket. for cold langers.	U/C FRIDGE 500 affl	01no. 240V 13AMP SINGLE PHASE DOUBLE SWITCHED SOCKET - metal clad white inserts surface mounted at 500 affl to top of socket. under counter fridge.
			02no. SAVACONTROL 220-240v SC6i-UK Savacontrol to be used coldrooms. refer to EES-002.		

FIRE SIGNAGE:

exit signage to comply with BS 5499 part 1

	05no. FIRE EXIT SIGN - illuminated fire exit lit sign with 80mm high letters with green running man legend arrow to suit direction of escape.
	02no. FIRE EXIT SIGN - sticker only fire exit sign with 80mm high letters with green running man legend arrow to suit direction of escape.
	01no. NEW NOTICE PUSH PAD TO OPEN
	03no. NEW NOTICE FIRE DOOR KEEP SHUT
	01no. VISION PANEL FITTED TO NEW DOOR

FIRE & EMERGENCY:

fire alarm design to BS 5839 L1

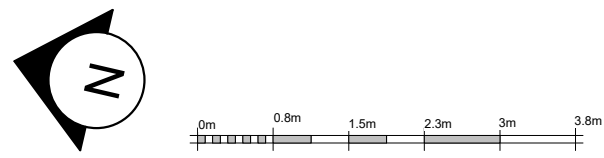
	3no. FOH FOAM EXTINGUISHER (chrome) 3no. BOH FOAM EXTINGUISHER (red)
	3no. FOH CO2 EXTINGUISHER (chrome) 3no. BOH CO2 EXTINGUISHER (red)
	01no. FIRE ALARM CONTROL PANEL CERBERUS Pro 360 SINGLE LOOP
	07no. MULTI-SENSOR ASA SMOKE DETECTOR CERBERUS 00H 740
	03no. NEW MANUAL CALLPOINT BREAK GLASS CALLPOINT CERBERUS FDM2255-RP RESETTABLE
	05no. MULTI-SENSOR ASA SMOKE DETECTOR CERBERUS 00H 740 WITH CERBERUS DBS 720 SOUNDER BASE
	01no. CERBERUS DBS 720 SOUNDER/BEACON BASE
	02no. INTERFACE CERBERUS FDC1222 4 WAY MODULE

CONTROLS & ALARMS:

	01no. DISABLED PERSONS TOILET ALARM PULL CORD - with 2 red bangles (hung at 100mm & 900mm affl) linked to dda alarm control unit		01no. VENTILATION CONTROLS - in office
	01no. RESET BUTTON FOR DISABLED TOILET ALARM - mounted within reach of toilet linked to dda alarm control unit		01no. HEAD END EQUIPMENT located in office
	01no. ALARM LIGHT & SOUNDER FOR DISABLED TOILET ALARM - located in ceiling over back servery counter linked to dda alarm control unit		05 no. BT DATA POINT data point connection located in kitchen height from flf to be agreed on site.
	01no. STEREO VOLUME CONTROLS - fitted by playnetwork at 1100 f.f.l.		
	01no. AIR CONDITIONING CONTROLS - in office		

COMMS:

	04no. wi-fi antenna box position
	01no. BT DISTRIBUTION POINT main incoming distribution point for BT location tbc @ pre-start
	02no. BELL PUSH BUTTON located at front doors / rear doors & rear counters, wired with 0.75mm ² 2 core double insulated flex.
	01no. TELEPHONE / FAX POINT
	03no. BT BACK COUNTER DATA POINT data point connection centred on low wall behind coffee machines for order printers (with 2no double socket outlets @ 500h located under counters)
	02no. TILL COUNTER BELL SOUNDERS - located in staff room, managers office & kitchen. linked to bell push button at servery rear counter.
	02no. MAIN ENTRANCE DOOR BELL SOUNDERS - located in staff room, managers office & kitchen. linked to front & rear door bell pushes.



General notes:
Do Not Scale from this drawing;
Contractor to carry out full setting out prior to start of works and notify any discrepancies to the Architect for clarification;
All works to be strictly in accordance with local authority legislations, and/or similar governing bodies;
All works to be strictly in accordance with CDM Regulations (Health and Safety);

Copyright of this drawing is reserved and is issued on condition that it is not reproduced in part or on whole without written consent unless otherwise assigned.
All dimensions to be verified on site by the Contractor prior to commencement of work. Any discrepancies not brought to our immediate attention shall be deemed to be the responsibility of the contractor/fabricator.

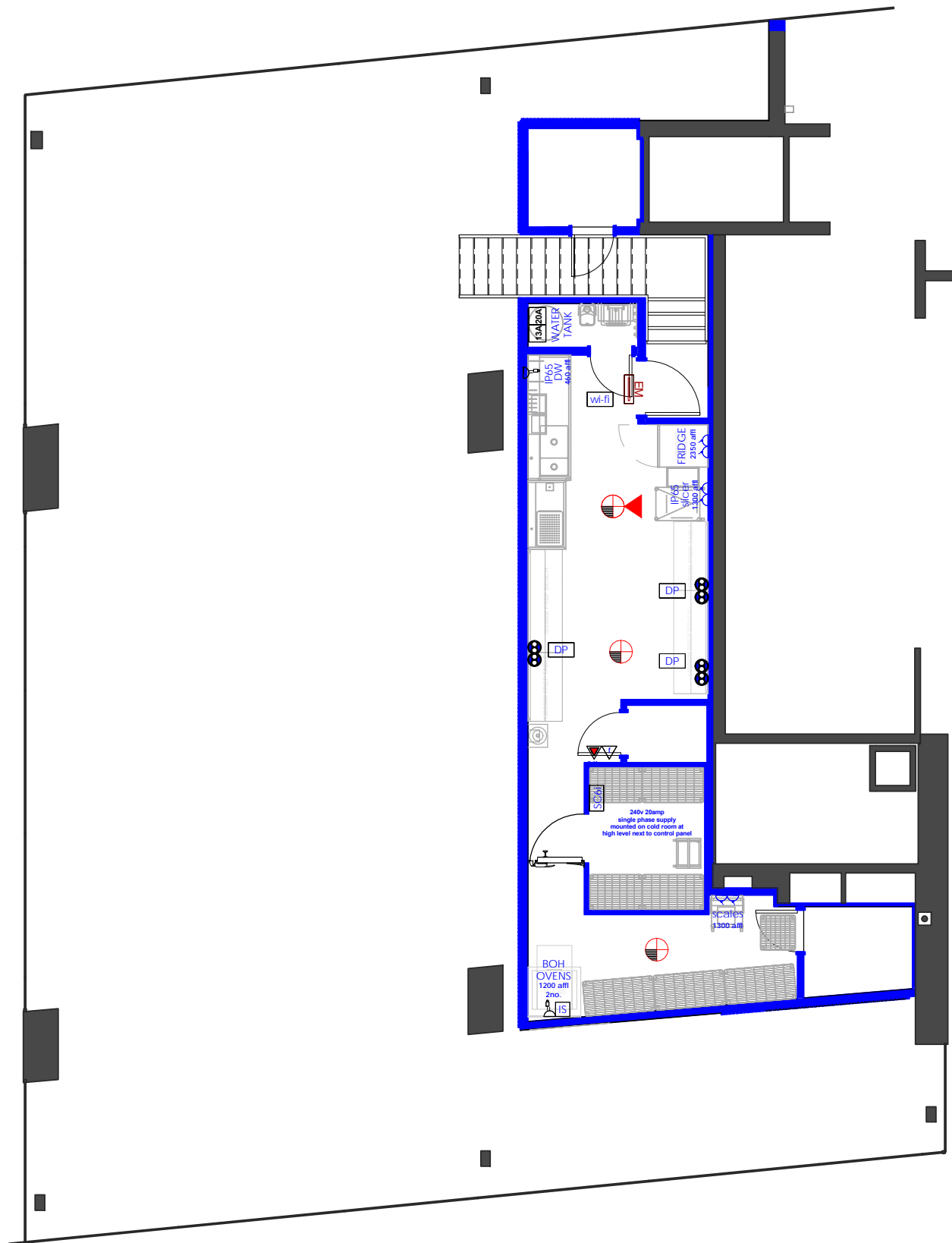
ghost ARCHITECTURE
7 Devonhurst Place
Heathfield Terrace
London
W4 4JD
Phone: +44 (0)20 8742 3330
Fax: +44 (0)20 8742 0744
www.ghostprojects.com

CLIENT:
★ PRET A MANGER ★

PROJECT:
Centre Point, Tottenham Court Road

DRAWING TITLE:
PROPOSED GF POWER PLAN

SCALE: 1 : 100@A3	DRAWN: KR	CHECKED: JK
DATE: 20/11/17	ISSUE TYPE: DID	
PROJECT AND DWG NO: 217013 -09.1		REV: -/-
FILE NAME:		



1 PROPOSED MEZZANINE POWER PLAN
1:100

NOTES:

TABLE	3no. 240V 13AMP SINGLE PHASE DOUBLE SWITCHED SOCKET - brushed metal white inserts wall recessed at 500mm affl to top of socket. in column	FREEZER 500 affl	01no. 240V 13AMP SINGLE PHASE DOUBLE SWITCHED SOCKET - metal clad white inserts surface mounted at 500 affl to top of socket. for freestanding tall fridge.	IP65 1300 affl	01no. 240V 13 AMP SINGLE PHASE IP65 DOUBLE SWITCHED SOCKET grey plastic - surface mounted at 1300mm affl to top of socket. for slicer.
SALES 500 affl	00no. 240V 13AMP SINGLE PHASE DOUBLE SWITCHED SOCKET - brushed metal white inserts wall recessed at 500mm affl to top of socket. in sales / customer areas.	IP65 DW 460 affl	01no. 415V 16AMP 3 PHASE SOCKET - red PVC at 460mm affl to top of socket located between double sink waste with accessible isolator switch. for dishwashers.	CHD FS	02no. 240V 13AMP SINGLE PHASE brushed metal unswitched fused spur at high level above handrier for customer hand driers front of house
06no.	240V 16 AMP SINGLE PHASE COMMANDO SOCKET CEILING MOUNTED - plastic blue to suit position of prep benches	TOASTIES 1100 affl	02no. 240V 32AMP SINGLE PHASE COMMANDO OUTLETS blue pvc- at 600mm affl to top of outlet for toastie machines , each controlled by polished chrome isolation switches 1100mm affl in accessible locations.	FRUIT 500 affl 5A	00no. 240V 5AMP SINGLE PHASE brushed metal 5amp round pin socket connected to local non dimmable lighting circuit to turn off out of hours at 500mm affl to top of socket for fruit rack.
STAFF 500 affl	01no. 240V 13AMP SINGLE PHASE DOUBLE SWITCHED SOCKET - metal clad white inserts wall recessed at 500mm affl to top of socket. in office / staff room areas.	IP65 1400 affl	01no. 415v 32AMP 3 PHASE COMMANDO OUTLET - red pvc centrally mounted 1600mm affl to top of outlet. with IP65 metal clad white inserts isolator 1600mm affl to top of switch for soup re-thermoliser.	BREW 500 affl	01no. 240V 16 AMP SINGLE PHASE COMMANDO OUTLET - plastic blue at 500 affl to top of outlet for bunn brewer
STAFF 1100 affl	01no. 240V 13AMP SINGLE PHASE DOUBLE SWITCHED SOCKET - metal clad white inserts wall recessed at 1100mm affl to top of socket. in staff room areas.	BANQ 300 affl	07no. SINGLE SOCKET OUTLET WITH 4XUSB OUTLETS 300mm affl to top of socket. in banquette areas.	TILLS 300 affl	01no. 240V 32AMP SINGLE PHASE COMMANDO OUTLET plastic / blue at 300mm affl to top of socket. for till units.
PRINTER 500 affl	03no. 240V 13AMP SINGLE PHASE DOUBLE SWITCHED SOCKET - metal clad white inserts wall recessed at 500mm affl to top of socket. under coffee machines.	FOH OVENS 1200 affl	02no. 415V 16AMP THREE PHASE COMMANDO SOCKET - red pvc at 1200mm affl to top of socket for each smeg alfa 144 oven with polished chrome with white insert isolator switches in accessible locations for ovens in servery counter areas.	IP65 SMOOTH 500 affl	01no. 240V 13AMP SINGLE PHASE IP65 DOUBLE SOCKET grey plastic - surface mounted at 500mm from above work surface to top of socket (or lower to suit low upstand wall) for smoothie blenders.
COFFEE 500 affl	01no. 240V 13AMP SINGLE PHASE DOUBLE SWITCHED SOCKET - metal clad white inserts wall recessed at 500mm affl to top of socket. under coffee machines.	BOH OVENS 1200 affl	01no. 415V 16AMP THREE PHASE COMMANDO SOCKET - red pvc at 1200mm affl to top of socket for each smeg alfa 144 oven with IP65 metal clad white inserts isolator switches in accessible locations for ovens in kitchens / back of house	02no.	SIGNAGE POWER SUPPLIES -white switched fused spurs mounted linked to timer clock by distribution boards. for illuminated external signs.
MICRO 500 affl	01no. 240V 13AMP SINGLE PHASE DOUBLE SWITCHED SOCKET - metal clad white inserts surface mounted at 500mm affl to top of socket. for microwaves.	OFFICE TRUNKING SYSTEM	OFFICE TRUNKING SYSTEM -MK 2 compartment dado trunking underneath office worktop 500mm affl to top of trunking with 8no. MK white plastic double switched socket power outlets & 3no. RJ45 outlet sockets.	DDA CUPS	01no. 240V 13AMP SINGLE PHASE UNSWITCHED FUSED SPUR - brushed metal located above dda wc door for timeguard DDA alarm control unit
COMMS above ceiling	01no. 240V 13AMP SINGLE PHASE DOUBLE SWITCHED SOCKET - metal clad white inserts surface mounted above ceiling for comms cabinet.	WATER TANK 13A 20A	01no. 240V 20AMP SINGLE PHASE with white plastic DP switch with neon for mega flow immersion heater & 01no. 240v 13AMP SINGLE PHASE with white plastic un-switched fused spur for hot water circulation pump	scales 1300 affl	01no. 240V 13 AMP SINGLE PHASE DOUBLE SWITCHED SOCKET - metal clad white inserts surface mounted at 1300mm affl to top of socket for scales on weigh station.
SAFE above ceiling	01no. 240V 13AMP SINGLE PHASE DOUBLE SWITCHED SOCKET - metal clad white inserts surface mounted above ceiling with mini trunking connection for safe.	HOT 1200 affl	01no. 415V 16AMP THREE PHASE COMMANDO SOCKET - red pvc behind langer 1200mm affl to top of socket. for hot langer.	U/C FREEZER 500 affl	01no. 240V 13AMP SINGLE PHASE DOUBLE SWITCHED SOCKET - metal clad white inserts surface mounted at 500 affl to top of socket. under counter freezer
FRIDGE 2350 affl	01no. 240V 13AMP SINGLE PHASE DOUBLE SWITCHED SOCKET - metal clad white inserts surface mounted at 2350 affl to top of socket for freestanding tall fridge	COLD 1200 affl	04no. 240V 16AMP SINGLE PHASE COMMANDO SOCKET - plastic blue behind langer 1200mm affl to top of socket. for cold langers.	U/C FRIDGE 500 affl	01no. 240V 13AMP SINGLE PHASE DOUBLE SWITCHED SOCKET - metal clad white inserts surface mounted at 500 affl to top of socket. under counter fridge.
		SC6i	02no. SAVACONTROL 220-240v SC6i-UK Savacontrol to be used coldrooms. refer to EES-002.		

FIRE SIGNAGE:

exit signage to comply with BS 5499 part 1

EM	05no. FIRE EXIT SIGN - illuminated fire exit lit sign with 80mm high letters with green running man legend arrow to suit direction of escape.
FE80	02no. FIRE EXIT SIGN - sticker only fire exit sign with 80mm high letters with green running man legend arrow to suit direction of escape.
PUSH	01no. NEW NOTICE PUSH PAD TO OPEN
fd	03no. NEW NOTICE FIRE DOOR KEEP SHUT
vp	01no. VISION PANEL FITTED TO NEW DOOR

FIRE & EMERGENCY:

fire alarm design to BS 5839 L1

3no.	FOH FOAM EXTINGUISHER (chrome)
3no.	BOH FOAM EXTINGUISHER (red)
34b	3no. FOH CO2 EXTINGUISHER (chrome)
3no.	BOH CO2 EXTINGUISHER (red)
FACP	01no. FIRE ALARM CONTROL PANEL CERBERUS Pro 360 SINGLE LOOP
07no.	MULTI-SENSOR ASA SMOKE DETECTOR CERBERUS 00H 740
03no.	NEW MANUAL CALLPOINT BREAK GLASS CALLPOINT CERBERUS FDM2255-RP RESETTABLE
05no.	MULTI-SENSOR ASA SMOKE DETECTOR CERBERUS 00H 740 WITH CERBERUS DBS 720 SOUNDER BASE
01no.	CERBERUS DBS 720 SOUNDER/BEACON BASE
IF	02no. INTERFACE CERBERUS FDC1222 4 WAY MODULE

CONTROLS & ALARMS:

01no.	DISABLED PERSONS TOILET ALARM PULL CORD - with 2 red bangles (hung at 100mm & 900mm affl) linked to dda alarm control unit	01no.	VENTILATION CONTROLS - in office
01no.	RESET BUTTON FOR DISABLED TOILET ALARM - mounted within reach of toilet linked to dda alarm control unit	01no.	HEAD END EQUIPMENT located in office
01no.	ALARM LIGHT & SOUNDER FOR DISABLED TOILET ALARM - located in ceiling over back servery counter linked to dda alarm control unit	05 no.	BT DATA POINT data point connection located in kitchen height from fl to be agreed on site.
01no.	STEREO VOLUME CONTROLS - fitted by playnetwork at 1100 f.f.l.		
01no.	AIR CONDITIONING CONTROLS - in office		

COMMS:

04no.	wi-fi antenna box position
01no.	BT DISTRIBUTION POINT main incoming distribution point for BT location tbc @ pre-start
02no.	BELL PUSH BUTTON located at front doors / rear doors & rear counters, wired with 0.75mm 2 core double insulated flex.
01no.	TELEPHONE / FAX POINT
03no.	BT BACK COUNTER DATA POINT data point connection centred on low wall behind coffee machines for order printers (with 2no double socket outlets @ 500h located under counters)
02no.	TILL COUNTER BELL SOUNDERS - located in staff room, managers office & kitchen. linked to bell push button at servery rear counter.
02no.	MAIN ENTRANCE DOOR BELL SOUNDERS - located in staff room, managers office & kitchen. linked to front & rear door bell pushes.

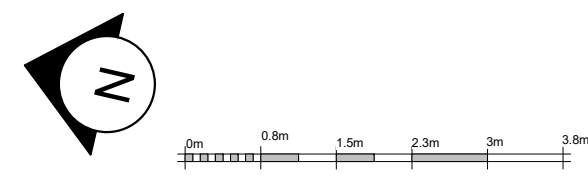
General notes:
Do Not Scale from this drawing;
Contractor to carry out full setting out prior to start of works and notify any discrepancies to the Architect for clarification;
All works to be strictly in accordance with local authority legislations, and/or similar governing bodies;
All works to be strictly in accordance with CDM Regulations (Health and Safety);

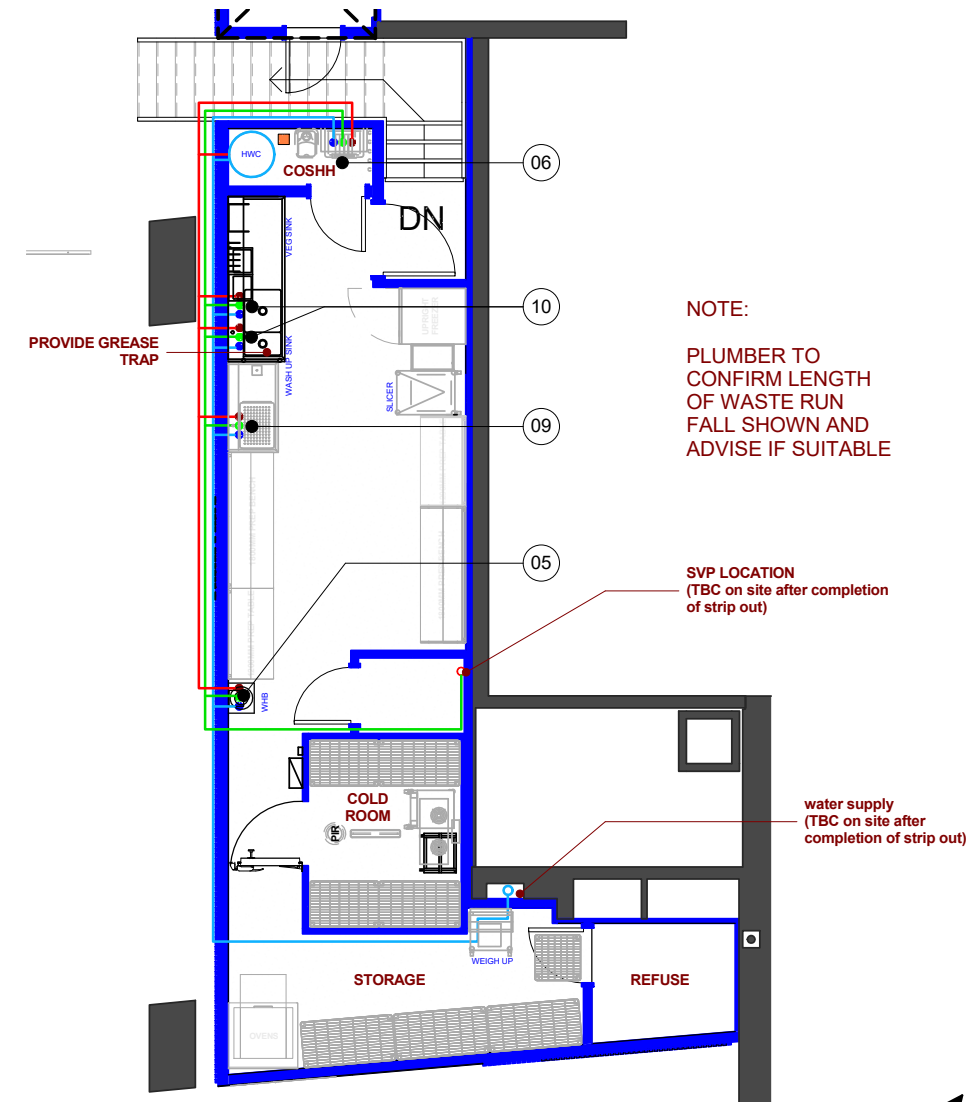
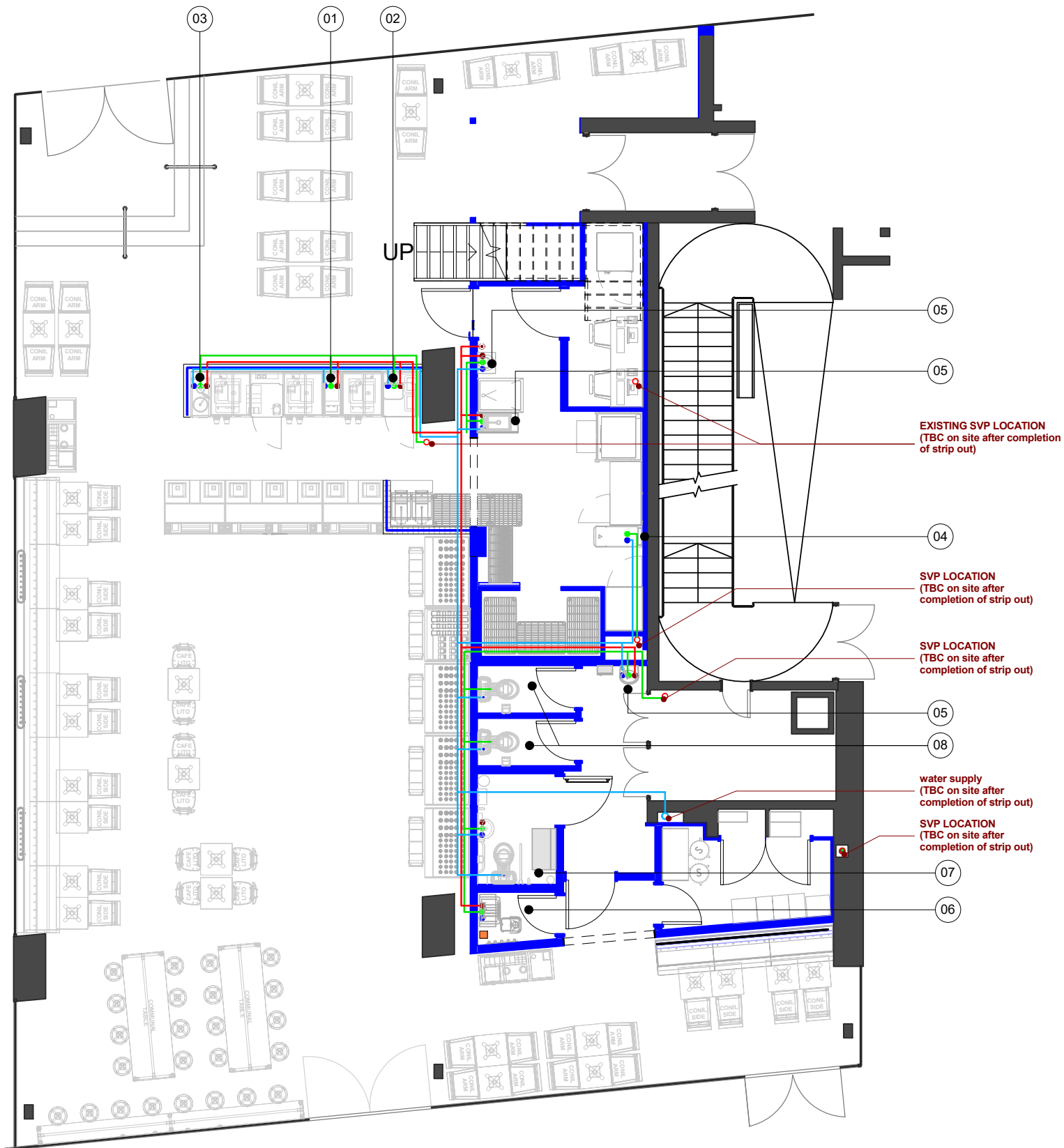
Copyright of this drawing is reserved and is issued on condition that it is not reproduced in part or on whole without written consent unless otherwise assigned.
All dimensions to be verified on site by the Contractor prior to commencement of work. Any discrepancies not brought to our immediate attention shall be deemed to be the responsibility of the contractor/fabricator.

ghost ARCHITECTURE
7 Devonhurst Place
Heathfield Terrace
London
W4 4JD
Phone: +44 (0)20 8742 3330
Fax: +44 (0)20 8742 0744
www.ghostprojects.com

CLIENT:
★ PRET A MANGER ★
PROJECT:
Centre Point, Tottenham Court Road

DRAWING TITLE:
PROPOSED MEZZANINE POWER PLAN
SCALE: 1:100@A3
DATE: 20/11/17
PROJECT AND DWG NO: 217013-09.2
DRAWN: Author
CHECKED: Checker
ISSUE TYPE: DID
REV: -/



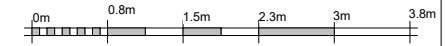


General notes:
 Do Not Scale from this drawing;
 Contractor to carry out full setting out prior to start of works and notify any discrepancies to the Architect for clarification;
 All works to be strictly in accordance with local authority legislations, and/or similar governing bodies;
 All works to be strictly in accordance with CDM Regulations (Health and Safety.)

NOTE:
 PLUMBER TO CONFIRM LENGTH OF WASTE RUN FALL SHOWN AND ADVISE IF SUITABLE

Copyright of this drawing is reserved and is issued on condition that it is not reproduced in part or on whole without written consent unless otherwise assigned.
 All dimensions to be verified on site by the Contractor prior to commencement of work. Any discrepancies not brought to our immediate attention shall be deemed to be the responsibility of the contractor/fabricator.

2' PROPOSED MEZZANINE PLUMBING PLAN
 1: 100



NOTES:

01	COUNTER CONNECTIONS allow for connection of new back counters equipment F/W run to existing mains connection & cold/hot water to feeds to current pret spec. FILTER BREWER CONNECTIONS 01no. Allow for new water connections to pret specification.	05	WHB CONNECTIONS 04no. Allow for connection of new WHB into existing SVP & provide cold/hot water supplies
02	SMOOTHIES COUNTER CONNECTIONS 01no. Allow for new hot / cold water connection & f/w connection for smoothies counter to pret approved specification	06	COSHH CONNECTIONS 04no. Allow for connection of new COSHH sink into existing svp and for new hot & cold water supplies.
03	WHB CONNECTIONS 01no. Allow for connection of new whb F/W run to new main connection & cold/hot water feeds to current pret spec.	07	TOILET CONNECTIONS DDA 01no. Allow for new waste & water connections to new DDA WC & sink
04	NEW WATER & WASTE CONNECTION 01no. Allow for rethermalizer new waste & water connection. drainage: appliance connected into air break waste pipe resistant to no less than 100 centrifuge. water system to comply EN1717 water pressure 1.5 - 3 bar. water inlet connected to main supply by mechanical filter & shut-off cock. waste pipe sizes to manufacturer approved details & specification.	08	TOILET CONNECTIONS CUSTOMER WCS 02no. Allow for new waste & water connections to new customer unisex wc
		09	VEG SINK CONNECTIONS 01no. Allow for connection of new veg sink into existing SVP no.1 & provide cold/hot water feeds
		10	WASH UP CONNECTIONS 02no. allow for connection of new wash-up sinks + dishwasher into existing SVP & provide cold/hot water supplies

1' PROPOSED GF PLUMBING PLAN
 1: 100

PLUMBING All plumbing works to be in full compliance with pret hvac & plumbing guide 2016		PIPE RUNS: All plumbing works to be in full compliance with pret hvac & plumbing guide 2016	
SERVICES Water main & meter & waste points. TBC on site after completion of strip out.			
● 40MM PVC WASTE DRAIN in locations as indicated at heights to suit waste pipework run	● 15MM HOT WATER SUPPLY with non return valve 300mm above f.f.l in locations as indicated. flow pressure min. 2 - max. 6.0 BAR.	— COLD WATER MAIN	— WASTE DRAINAGE RUN PASSING OVER CEILING
● 110MM PVC WASTE DRAIN in locations as indicated at heights to suit waste pipework run	● 22MM HOT WATER SUPPLY with non return valve 300mm above f.f.l in locations as indicated. flow pressure min. 2 - max. 6.0 BAR.	— HOT WATER MAIN	— COLD WATER MAIN PASSING UNDER FLOOR
■ WATER FILTER catering equipment water filter bib tapat 400mm above sink height. All exposed pipework to be chrome finish.	○ 22MM COLD WATER SUPPLY with stop valve 300mm above f.f.l in locations as indicated. flow pressure min. 2 - max. 6.0 BAR.	— WASTE DRAINAGE RUN	— HOT WATER MAIN PASSING UNDER FLOOR
● 15MM COLD WATER SUPPLY with stop valve 300mm above f.f.l in locations as indicated. flow pressure min. 2 - max. 6.0 BAR.	○ HOT WATER TANK joist out ceiling to take 100 litre horizontal cylinder over ceiling. spec tbc by plumbing contractor	— AIR CONDITIONING CONDENSE LINES to run to COSHH cupboard	— WASTE DRAINAGE RUN PASSING UNDER FLOOR
		— COLD WATER MAIN PASSING OVER CEILING	○ svp no.1 ○ EXISTING SVP No.1 - existing svp connection no.1 retained in current location. allow for new f/w connections from proposed equip.
		— HOT WATER MAIN PASSING OVER CEILING	○ waste stub no.1 ○ EXISTING WASTE STUB No.1 - existing svp stub connection no.1 retained in current location. allow for new f/w connections from proposed equip.

ghost ARCHITECTURE
 7 Devonhurst Place
 Heathfield Terrace
 London
 W4 4JD
 Phone: +44 (0)20 8742 3330
 Fax: +44 (0)20 8742 0744
www.ghostprojects.com

CLIENT:
★ PRET A MANGER ★

PROJECT:
 Centre Point, Tottenham Court Road

DRAWING TITLE:
PROPOSED GF & MEZZANINE PLUMBING PLAN

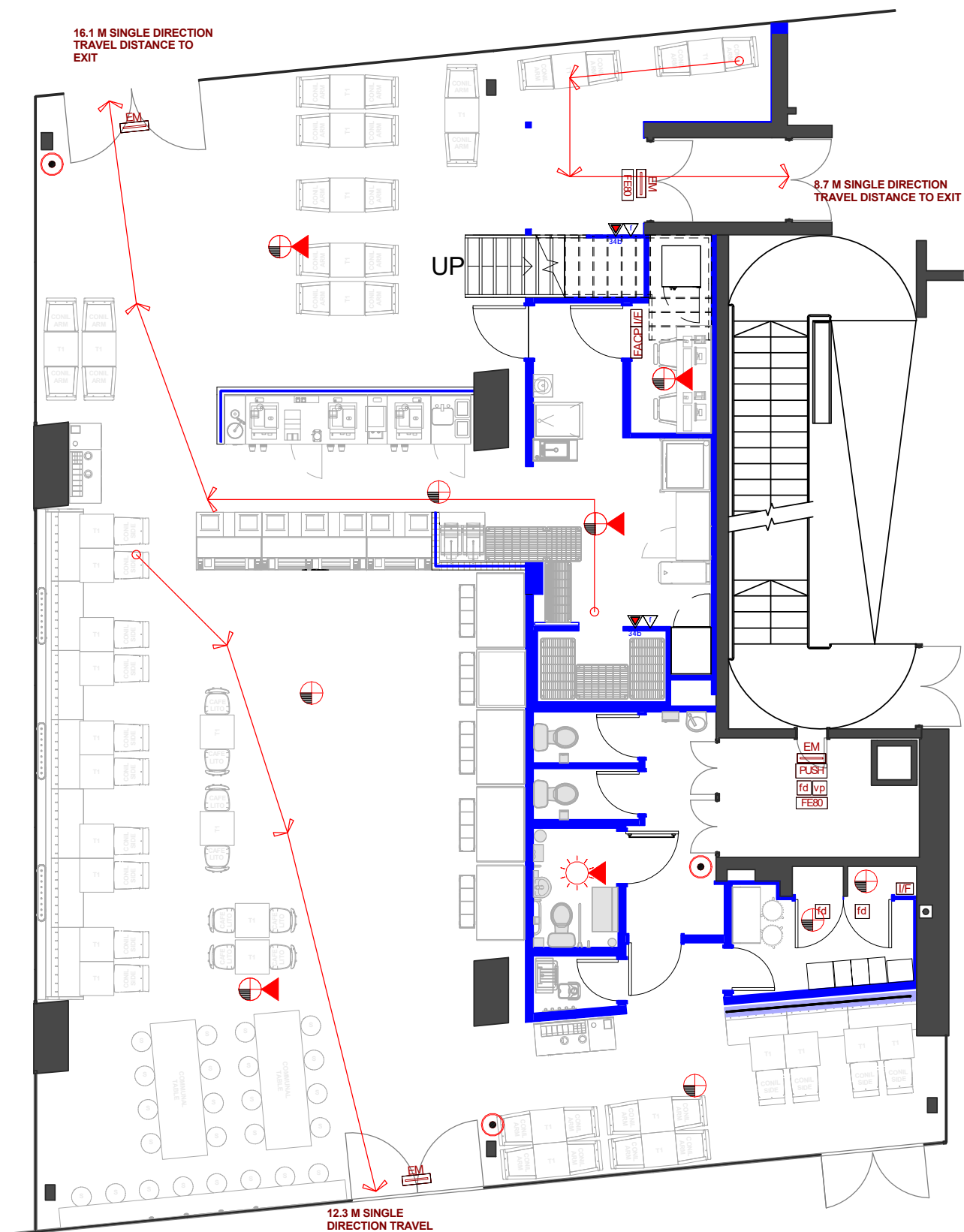
SCALE: 1: 100@A3
 DRAWN: KR
 CHECKED: JK

DATE: 20/11/17
 ISSUE TYPE: DID

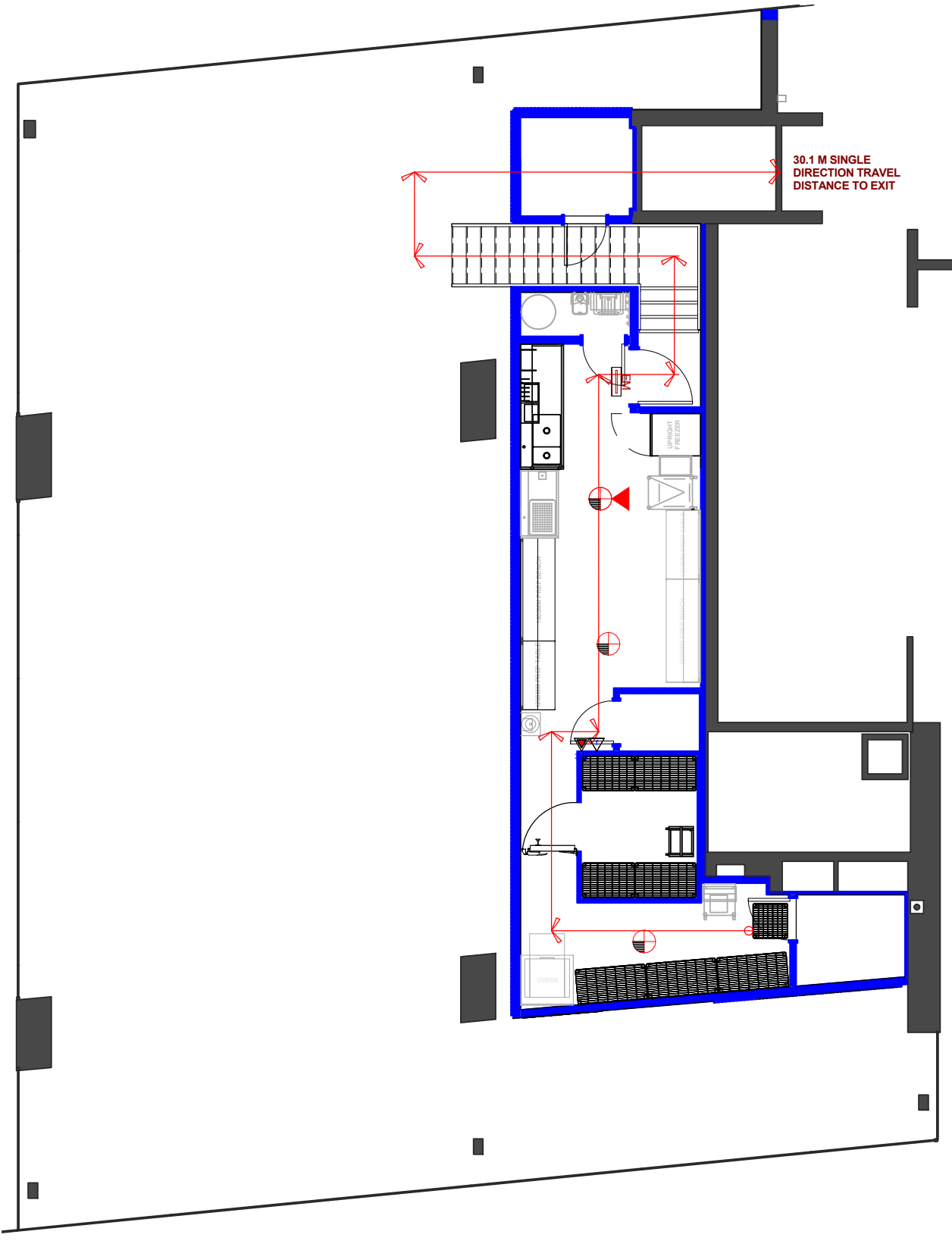
PROJECT AND DWG NO:
217013 -10.1

REV: -/-

FILE NAME:



1 PROPOSED GF FIRE STRATEGY PLAN
1:100



2 PROPOSED MEZZANINE FIRE STRATEGY PLAN
1:100

General notes:
Do Not Scale from this drawing;
Contractor to carry out full setting out prior to start of works and notify any discrepancies to the Architect for clarification;
All works to be strictly in accordance with local authority legislations, and/or similar governing bodies;
All works to be strictly in accordance with CDM Regulations (Health and Safety);

Copyright of this drawing is reserved and is issued on condition that it is not reproduced in part or on whole without written consent unless otherwise assigned.
All dimensions to be verified on site by the Contractor prior to commencement of work. Any discrepancies not brought to our immediate attention shall be deemed to be the responsibility of the contractor/fabricator.

ghost ARCHITECTURE
7 Devonhurst Place
Heathfield Terrace
London
W4 4JD
Phone: +44 (0)20 8742 3330
Fax: +44 (0)20 8742 0744
www.ghostprojects.com

CLIENT:
★ PRET A MANGER ★

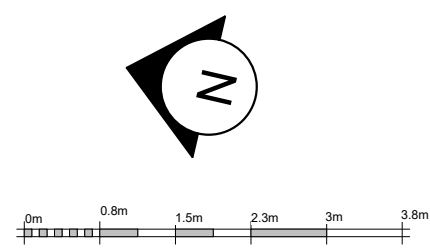
PROJECT:
Centre Point, Tottenham Court Road

DRAWING TITLE:
PROPOSED GF & MEZZANINE FIRE STRATEGY PLAN

SCALE: 1:100@A3
DATE: 20/11/17
DRAWN: KR
ISSUE TYPE: DID
CHECKED: JK

PROJECT AND DWG NO:
217013-11.1
REV: -/-

FILE NAME:



WALLS:	
EXISTING WALLS AND COLUMNS	
NEW PARTITIONS AND WALL LININGS partitions 30min fire rated (30min partitions finish 150mm above ceiling line NOT full height to slab)	

CEILING FINISHES:	
LANGER BULKHEAD height as shown on drawing	
LAY IN CEILING GRID new fitted lay in ceiling grid to pret standard nuts & bolts specification	
MF PLASTERBOARD CEILING height as shown on drawing	

MEANS OF ESCAPE:	
ESCAPE ROUTE TRAVEL DISTANCES direction indicated from furthest travel distance point within unit to main fire exit means of escape.	
MEANS OF ESCAPE:	
Fagerhult Retail Emergency Bulkhead 3W Mini LED Emergency Downlight cw Driver, 3 Hour Battery & White Bezel Colour: White, Art.No. SP99999-1001 Qty: 9	

FIRE SIGNAGE: exit signage to comply with BS 5499 part 1	
05no. FIRE EXIT SIGN - illuminated fire exit lit sign with 80mm high letters with green running man legend arrow to suit direction of escape.	
02no. FIRE EXIT SIGN - sticker only fire exit sign with 80mm high letters with green running man legend arrow to suit direction of escape.	
01no. NEW NOTICE PUSH PAD TO OPEN	
03no. NEW NOTICE FIRE DOOR KEEP SHUT	
01no. VISION PANEL FITTED TO NEW DOOR	

FIRE & EMERGENCY: fire alarm design to BS 5839 L1	
3no. FOH FOAM EXTINGUISHER (chrome) 3no. BOH FOAM EXTINGUISHER (red)	
3no. FOH CO2 EXTINGUISHER (chrome) 3no. BOH CO2 EXTINGUISHER (red)	
01no. FIRE ALARM CONTROL PANEL CERBERUS Pro 360 SINGLE LOOP	
07no. MULTI-SENSOR ASA SMOKE DETECTOR CERBERUS 00H 740	
03no. NEW MANUAL CALLPOINT BREAK GLASS CALLPOINT CERBERUS FDM2255-RP RESETTABLE	
05no. MULTI-SENSOR ASA SMOKE DETECTOR CERBERUS 00H 740 WITH CERBERUS DBS 720 SOUNDER BASE	
01no. CERBERUS DBS 720 SOUNDER/BEACON BASE	
02no. INTERFACE CERBERUS FDC1222 4 WAY MODULE	

DESIGNER HAZARD ASSESSMENTS

NO.	ELEMENT	ASSESSMENT REQUIRED	COMMENTS OR WHERE HAZARD OCCURS	STATUS			RISK	ALTERNATIVES CONSIDERED	HAZARD CONCLUSION
				demolition	construction	maintenance			
01	CURRENT OR IMMEDIATE PAST USE	no	TBC	-	-	-	-	-	-
02	PARKING / DELIVERIES	yes	busy pedestrian walk way in front of store.	yes	yes	yes	risk to public whilst deliveries are in progress, increased pedestrian footfall risk to contractors due to public interference.	none due to location	contractor to consider delivery schedules to minimise disruption & interference and to prevent escalation of associated risks. consider storage area within unit for materials during construction
03	ACCESS	yes	busy pedestrian walk way. high risk to public.	yes	yes	yes	risk to public whilst deliveries are in progress, risk to contractors due to public interference.	none due to location	contractor to consider delivery schedules to minimise disruption & interference and to prevent escalation of associated risks. contractor to ensure all works are fully secured from general public access during construction.
04	FIRE ESCAPE ROUTES	yes	risk of means of escape from both ground floor and first floor.	yes	yes	yes	risk to contractor during construction.	none due to location	contractor to ensure that all escape routes are kept clear and free of obstruction at all times. contractor to ensure that fire escape plan is provided & adhered to for building contract period.
05	DEMOLITION / STRIP OUT	yes	full strip out of existing fit outs & some shopfront windows and doors.	yes	yes	yes	risk to contractor & public of collapse of partial structures and risk of public interference.	none due to existing nature of building contractor to hoard off areas of high risk and fence pedestrian traffic if required to ensure security to site	contractor to ensure safe lifting and access procedures, incomplete structures to be adequately braced and all works contained behind suitable fencing or hoarding to protect from public interference or harm.
06	EXTERNAL WORKS	yes	alterations to existing shopfront redecoration existing shopfront new fascia signage	yes	yes	yes	risk to contractor falling from height & lifting equipment. risk associated with working in public areas due to public interference or harm.	none due to location and nature of the business	contractor to consider safe access techniques, temporary fencing & provide suitable lifting equipment prior to starting. suitable protection required from public from building works.
07	STEELWORK	yes	no known structural steelwork required take normal site precautions with other steelwork elements.	no	no	no	-	-	-
08	WALLS	yes	new partition walls and linings.	yes	yes	yes	risk to contractors from heavy components / lifting. risk to all from risk of collapse of unbraced structures. risk to contractors working at height.	light weight partition system specified.	contractor to ensure safe handling / lifting and fixing procedures adopted, incomplete structures to be adequately braced.
09	CEILINGS	yes	risk to contractors working at height & heavy lifting. risk to all for collapse of unbraced structures.	yes	yes	yes	risk to contractor falling from height & lifting equipment. including maintenance / servicing after project completion. risk to all from risk of collapse of unbraced structures.	none due to location. light weight MF suspension ceiling system specified.	contractor to consider safe access techniques & provide suitable lifting equipment prior to starting on site. incomplete structures to be adequately braced.
10	FLOORING	yes	new floor finishes throughout	yes	yes	yes	risk to all from slipping on unmaintained / uneven surfaces.	vinyl flooring specified to ensure slip ratings and even thickness of adjoining finishes and easier maintenance & product lifespan.	contractor to ensure flush junctions between finishes to prevent trip hazard. appropriate maintenance regime to be undertaken by client.
11	STRUCTURAL INFILLS	yes	no known structural infills required take normal site precautions.	no	no	no	-	-	-
12	ELECTRICAL / LIGHTING	yes	provision of new fittings and power connections. working at height internally & externally. alterations to existing services.	yes	yes	yes	risk to contractors from high / external access. risk of electrocution. risk changing lights for maintenance.	none due to nature of business & electricity, and existing ceiling heights.	contractor to be qualified electrician and ensure safe fixing procedures are adopted with works behind protective fencing where appropriate and consider safe access procedures for maintenance.
13	PLANT	yes	new HVAC condensers and ducting. HVAC contractor to assess and manage access for new kit and lifting into proposed locations with some plant on the roof	yes	yes	yes	risk to contractors falling from height & lifting equipment / accessing high level / for maintenance / servicing.	none due to statutory requirements	contractor to consider safe access & fixing methods & provide suitable crane/lifting equipment if required and safe access conditions for maintenance.
14	SIGNAGE	yes	working at height in public walkway	yes	yes	yes	risk to contractor falling from height & lifting equipment. inc. maintenance/ servicing after project completion. risk to all from risk of collapse of unbraced structures.	none due to site restrictions.	contractor to consider safe access techniques & provide suitable lifting equipment prior to starting and safe access conditions for maintenance, including access to illumination methods.
15	SMOKE DETECTION & FIRE ALARMS	yes	working at height	yes	yes	yes	risk to contractor falling from height & lifting equipment. including maintenance/ servicing.	none due to location	contractor to consider safe access techniques & provide suitable lifting equipment prior to starting. access hatches to be provided for maintenance. provide temporary fire alarm during works to protect workers & public.
16	DOORS & WINDOWS	yes	alterations to existing doors & windows to shopfront where necessary & strip out of existing doors & windows & new doors internally.	yes	yes	yes	risk to contractor from heavy lifting elements and glass breakages, risk to all for collapse of unbraced structures. risk associated with working in public areas due to public interference or harm.	none due to location hoarding specified for protection during works.	contractor to ensure safe demolition, handling, lifting and fixing procedures are adopted. works to shopfront to be suitably protected for redecoration to prevent public interference.
17	LOOSE FITTING FURNITURE	no	take normal site precautions (including safe lifting techniques).	-	-	-	-	-	-

General notes:

Do Not Scale from this drawing;

Contractor to carry out full setting out prior to start of works and notify any discrepancies to the Architect for clarification;

All works to be strictly in accordance with local authority legislations, and/or similar governing bodies;

All works to be strictly in accordance with CDM Regulations (Health and Safety.)

Copyright of this drawing is reserved and is issued on condition that it is not reproduced in part or on whole without written consent unless otherwise assigned.

All dimensions to be verified on site by the Contractor prior to commencement of work. Any discrepancies not brought to our immediate attention shall be deemed to be the responsibility of the contractor/fabricator.

ghost ARCHITECTURE
 7 Devonhurst Place
 Heathfield Terrace
 London
 W4 4JD
 Phone: +44 (0)20 8742 3330
 Fax: +44 (0)20 8742 0744
www.ghostprojects.com

CLIENT:
★ PRET A MANGER ★

PROJECT:
 Centre Point, Tottenham Court Road

DRAWING TITLE:
DESIGNER HAZARD ASSESSMENT

SCALE: @A3 DRAWN: JK CHECKED: LA

DATE: 20/11/17 ISSUE TYPE: DID

PROJECT AND DWG NO: 217013 -12.1 REV: -/-

FILE NAME: