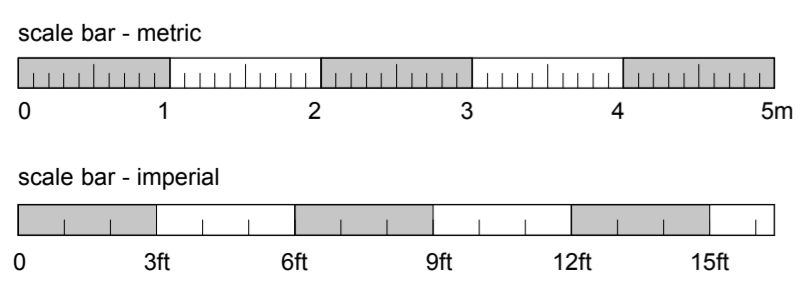
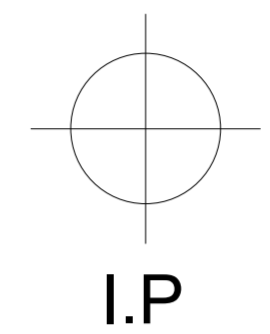


### LEGEND

AV	AIR VENT
B	BOLLARD
BB	BELISHA BEACON
BH	BORE HOLE
BL	BASE/BED LEVEL
BP	BRICK PILLAR
BS	BUS STOP
C	SEWER (COMBINED)
CAJB	CABLE JUNCTION BOX
CATV	CABLE INSPECTION COVER
CIP	CABLE INSPECTION POINT
CD	CABLE DUCT
CL	COVER LEVEL
CP	CHARGING POINT - ELECTRIC CAR
D	DRAIN
DPC	DAMP PROOF COURSE
DK	DROP KERB
EB	ELECTRICITY BOX
EIC	ELECTRICITY INSPECTION COVER
EP	ELECTRICITY POLE
ER	EARTHING ROD
F	SEWER (FOUL)
FB	FLOWER BED
FH	FIRE HYDRANT
FL	FLOOR LEVEL
Gy	GULLY
GIC	GAS INSPECTION COVER
GJB	GAS JUNCTION BOX
GV	GAS VENT
IC	INSPECTION COVER
IL	INVERT LEVEL
JB	JUNCTION BOX
LB	LITTER BIN
LP	LAMP POST
MH	MANHOLE
MK	SERVICE MARKER
MK(E)	ELECTRIC SERVICE MARKER
MK(G)	GAS SERVICE MARKER
MK(W)	WATER SERVICE MARKER
OHW	OVERHEAD WIRE
OSBM	ORDNANCE SURVEY BENCH MARK
P	POST
PT	POST OFFICE TELEGRAPH
PB	POST BOX
RE	RODDING EYE
RNP	ROAD NAME PLATE
RS	ROAD SIGN
RW	RETAINING WALL
RWP	RAIN WATER PIPE
S	SEWER (STORM)
SAP	SAPLING
SC	STOP COCK
SC(G)	STOP COCK (GAS)
SC(W)	STOP COCK (WATER)
SP	SIGN POST
SEG	SIDE ENTRY GULLY
STN	SURVEY STATION
STP	SUPPORT FOR TELEPHONE POLE
SV	STOP VALVE
SVP	SOIL VENT PIPE
TBM	TEMPORARY BENCH MARK
TCB	TELEPHONE CALL BOX
TH	TRIAL HOLE
THL	THRESHOLD LEVEL
TIC	TELECOM INSPECTION COVER
TP	TELEGRAPH POLE
TOB	TOP OF BUILDING
TOF	TOP OF FENCE
TOW	TOP OF WALL
TS	TREE STUMP
Unk	UNKNOWN
UTL	UNABLE TO LIFT
VP	VENT PIPE
WL	WATER LEVEL
WM	WATER METER
WO	WASH OUT
WTR	WATER
BM	- relative level height to beam
CEIL	- relative level height to ceiling
730	- Height to Window Sill
1620	- Height to Window Sill to Head
2505	- Floor to ceiling height
TREE	(SPECIES / TRUNK(O)-BOLES / SPREAD(Ø) / HEIGHT)
BANKING	
FENCE	
BUILDING	
BOUNDARY WALL	
KERB	
DROP KERB	



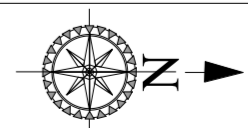
## SECOND FLOOR PLAN

Drawing Title:  
**Existing Second Floor Plan: 1059-S03**

Project:  
**16 The Mount  
 London  
 NW3 6SZ**

Scale:  
**1:50@A2**

Date:  
**October 2017**



01233 635089  
 www.cadsurveys.co.uk