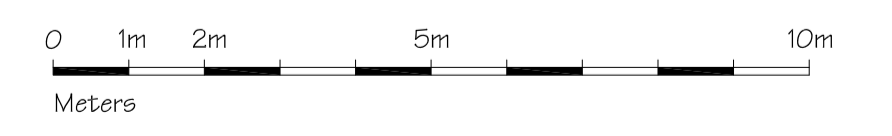
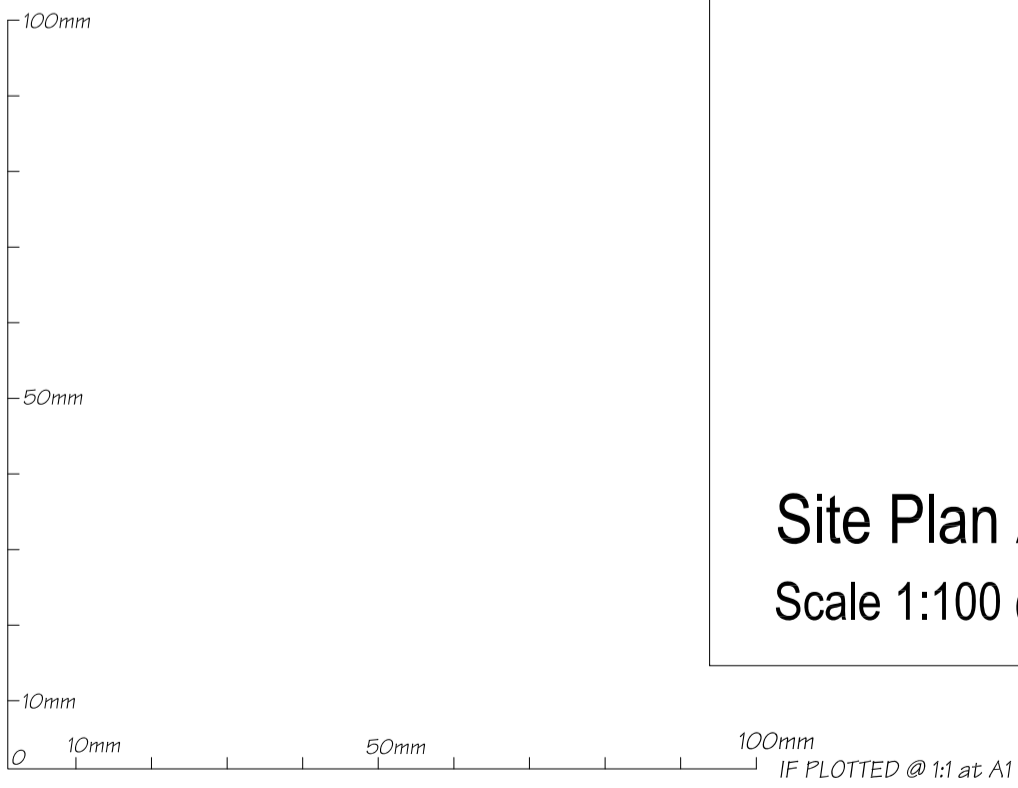


Site Plan As Existing  
Scale 1:100 @ A1

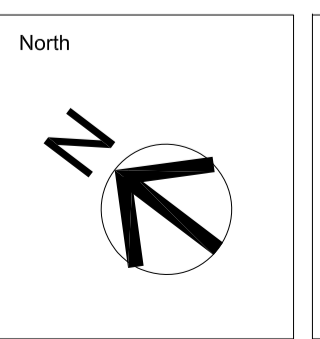


Issued For  
**PLANNING**

General Notes:  
Drawings are to be read in conjunction with all relevant drawings & specifications by Structural Engineers and all other Consultants/Specialists. Ensure packages by other Consultants are checked against these drawings, and report any discrepancies/differences. All works are to be carried out in accordance with all relevant and current Building Regulations, and where required to be inspected and approved by Building Surveyor. Do not scale drawings. If in doubt, ask. All dimensions as noted are in millimetres and where appropriate, shown to Grids. All dimensions to be confirmed on site.

Rev.	Description	Date	Signed

--	--	--



Drawing Scale = 1:100 @ A1  
1:200 @ A3

Scale	Date	Drawn by	Checked by	Site Address
1:100 @ A1	29.11.2017	MJ	CD	West Hampstead Motors 155 - 161 Grafton Road, London NW5 4AY
Local Authority Camden London Borough Council				Project no. 17/020
Drawing no. E-001				Revision 00