

PRELIMINARY

NOTES

- THIS DRAWING IS TO BE READ IN CONJUNCTION WITH ALL ENGINEERS & ARCHITECTS DRAWINGS FIGURED DIMENSIONS ONLY (NOT SCALING) TO BE USED WHERE A CONFLICT OF INFORMATION EXISTS OR IF IN ANY DOUBT - 'ASK'.
- CONSULTANTS TO BE INFORMED IMMEDIATELY OF ANY DISCREPANCIES BEFORE WORK PROCEEDS.

SCHEDULE OF CONCRETE MEMBERS

CONCRETE WALLS

REF.	SIZE	COMMENT
W1	250mm THK R.C. WALL	-

CONCRETE PAD FOOTINGS

REF.	SIZE	COMMENT
PD1	1500 x 1500 x 300mm Dp. PAD FOOTING	-
PD2	1800 x 1800 x 300mm Dp. PAD FOOTING	-
PD3	3600 x 2300 x 300mm Dp. PAD FOOTING	-

CONCRETE STRIP FOOTINGS

REF.	SIZE	COMMENT
SF1	900 x 300mm Dp. STRIP FOOTING	-
SF2	700 x 300mm Dp. STRIP FOOTING	-

SCHEDULE OF STEEL MEMBERS

STEEL COLUMNS

REF.	SIZE	COMMENT
SC1	152 UC 37kg.	-
SC2	203 UC 46kg.	-

STEEL BEAMS

REF.	SIZE	COMMENT
SB1	203 UC 46kg.	-
SB2	203 UC 86kg.	-
SB3	152 UC 30kg.	-
SB4	406 x 178 UB 54kg.	-
SB5	150 x 90 UEA 10.0	-

- ↖ DENOTES 250mm THK. R.C. SLAB ON 160mm Dp. CELLCORE HX/S Gd. 7/10 ON 50mm BLINDING
- ↙ DENOTES 200mm O/A Dp. R.C. SLAB FORMED ON COMFLOOR 80 METAL DECK

- NOTE:**
- ALL UNDERPIN BASES 300mm THK. U.N.O.
 - EXTERNAL WALL UNDERPIN STEM MIN. THICKNESS = 300mm (TO MATCH EXISTING WALL THICKNESS)
 - INTERNAL WALL UNDERPIN STEM MIN. THICKNESS = 215mm (TO MATCH EXISTING WALL THICKNESS)

ISSUE	DATE	DESCRIPTION	E.P.	S.L.	S.L.V.B.
P2	14.11.17	ADDITIONAL SECTION 5 ADDED			
P1	08.09.17	ISSUED FOR COMMENT			

ISSUE STATUS	PRELIMINARY (P1, P2, P3 etc.)	PLANNING (PL1, PL2, PL3 etc.)	TENDER (T1, T2, T3 etc.)	CONSTRUCTION (C0, 1, 2 etc.)
	<input checked="" type="checkbox"/>	<input type="checkbox"/>	<input type="checkbox"/>	<input type="checkbox"/>

Barrett Mahony Consulting Engineers, Civil, Structural, Project Management.
 E-mail: info@bmceuk.com Web: www.bmceuk.com
 London Office: 12 Mill Street, London SE1 2AY, United Kingdom
 Tel: +44 (0) 20 3750 3530
 Dublin Office: Sandwith House, 52-54 Lower Sandwith Street, Dublin 2, Ireland.
 Tel: (01) 677 3200 Fax: (01) 677 3164

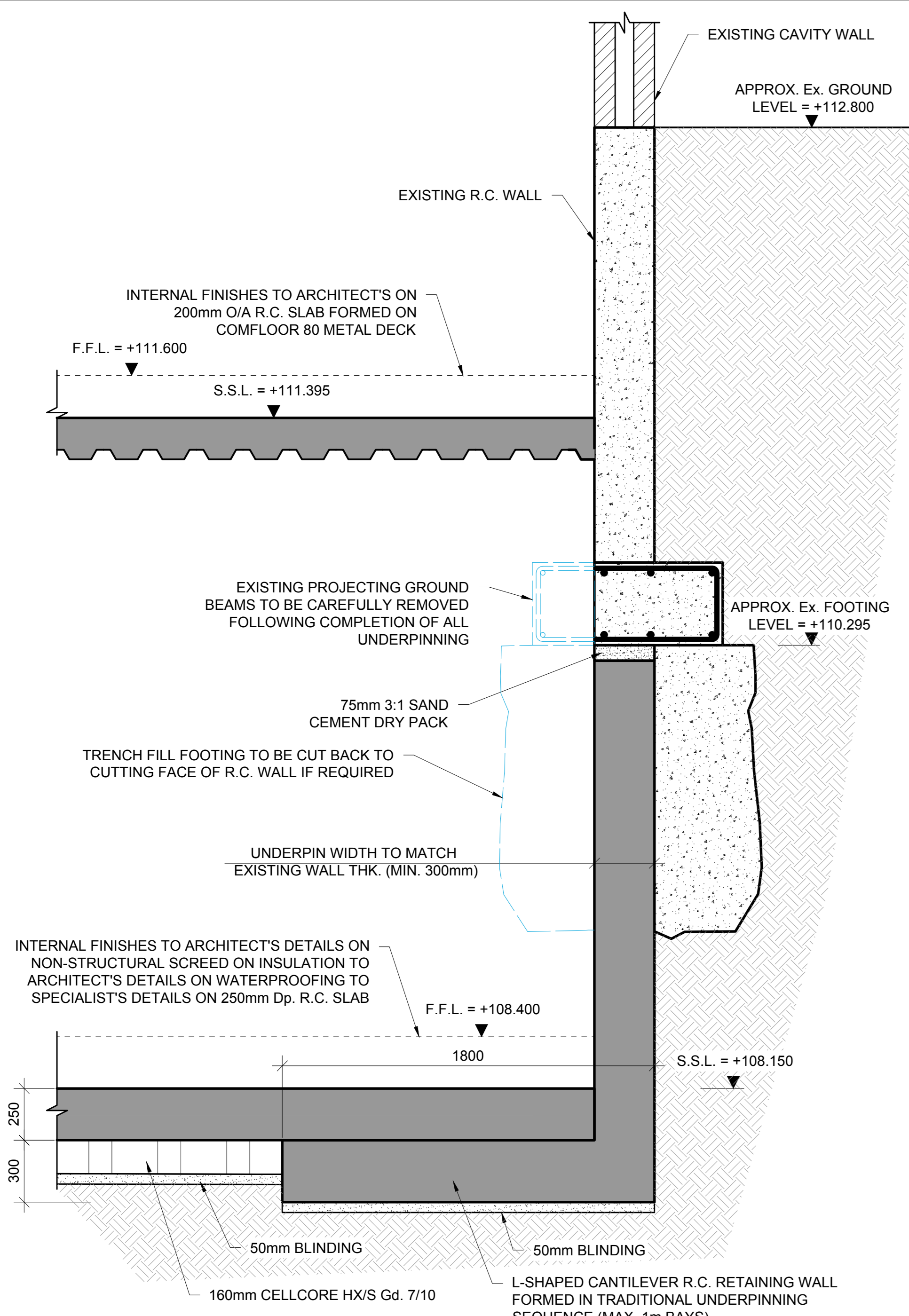


CLIENT
BRIAN COYNE AND KIRSTY MITCHELL

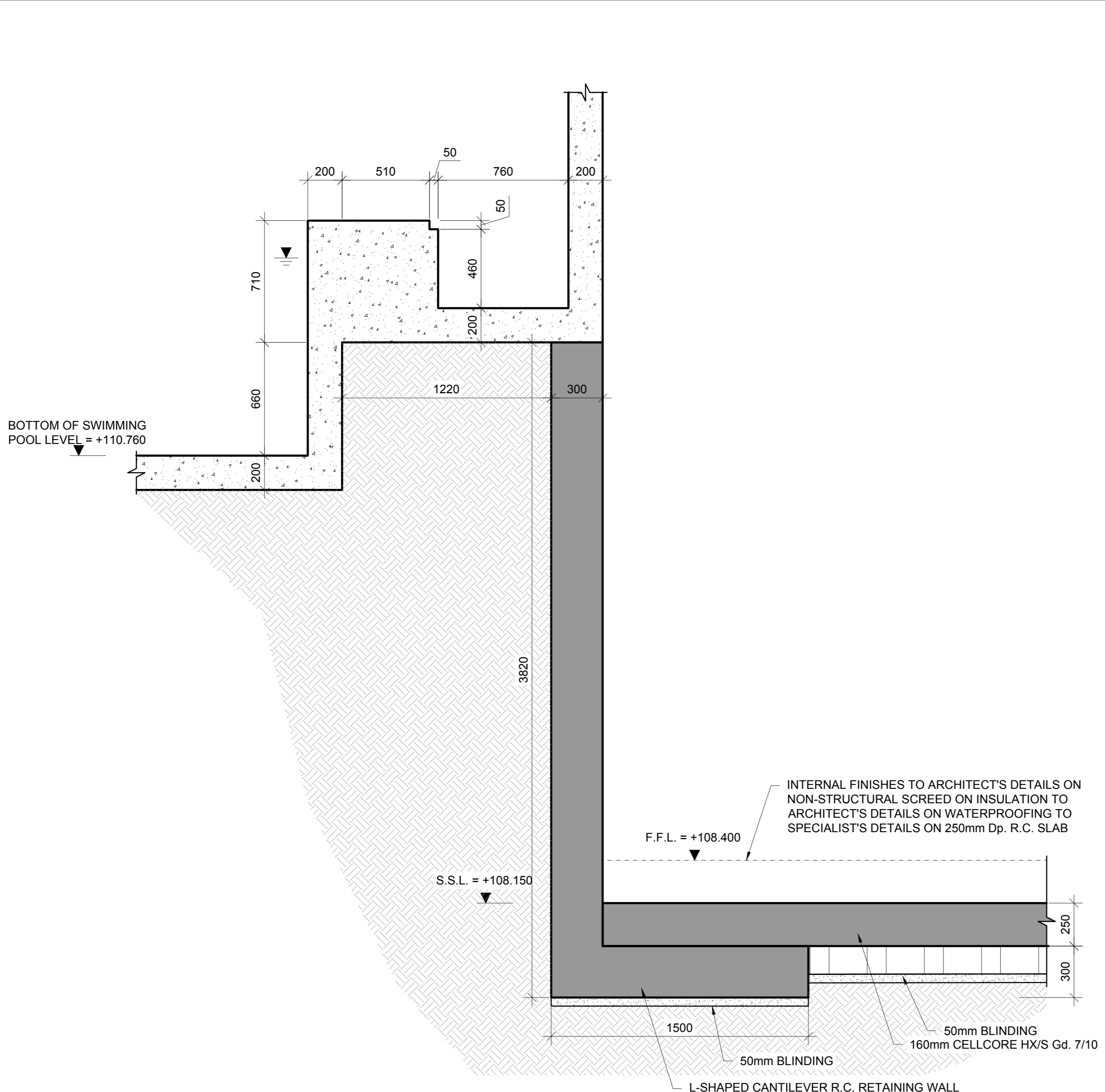
PROJECT TITLE
**No. 35 TEMPLEWOOD AVENUE,
 LONDON, NW3 7 UY**

DRAWING TITLE
SECTIONS SHEET 1

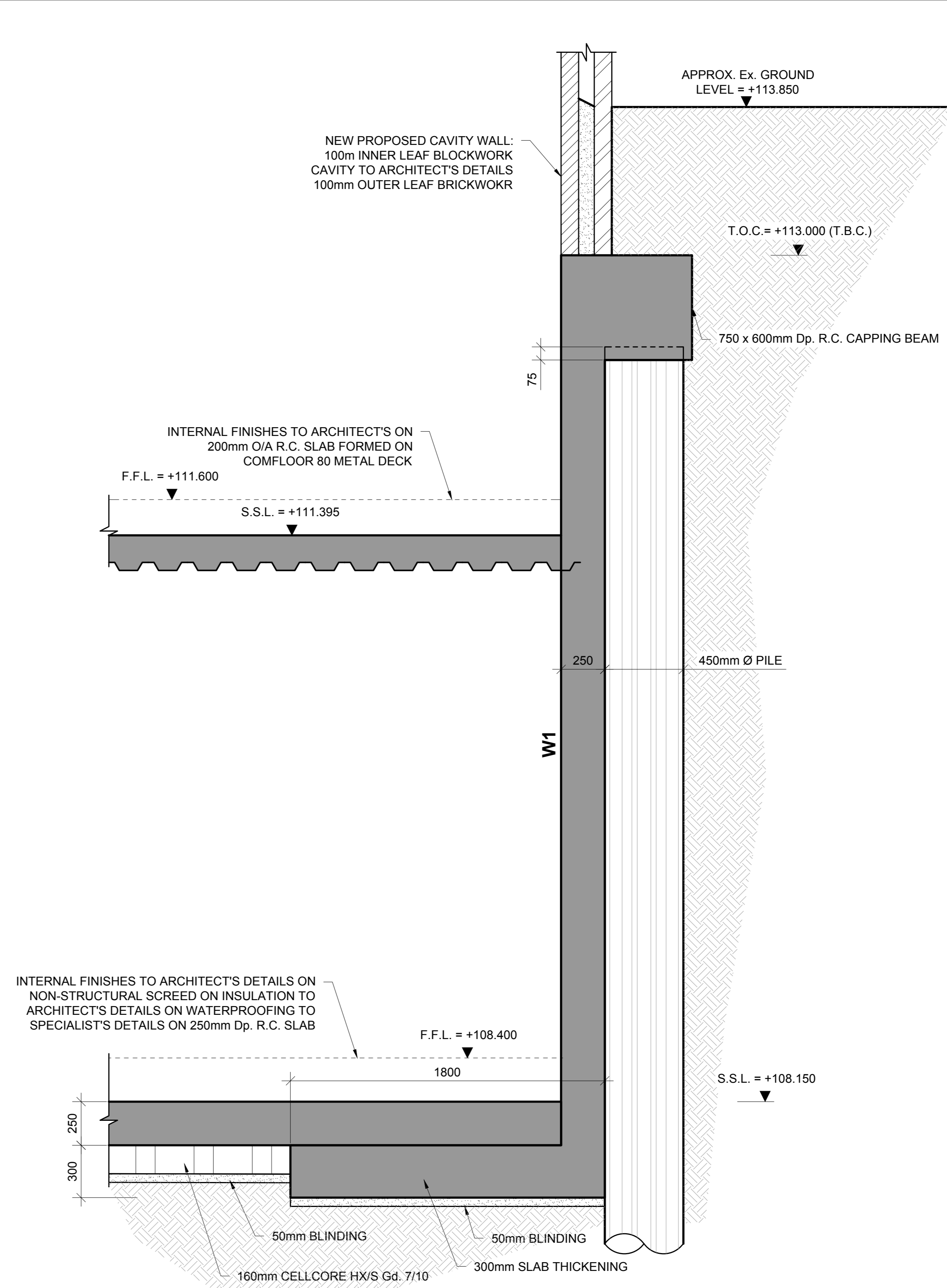
SCALE @ A1	JOB NO.	DRAWING NO.	ISSUE
AS SHOWN	16848	S-1101	P2



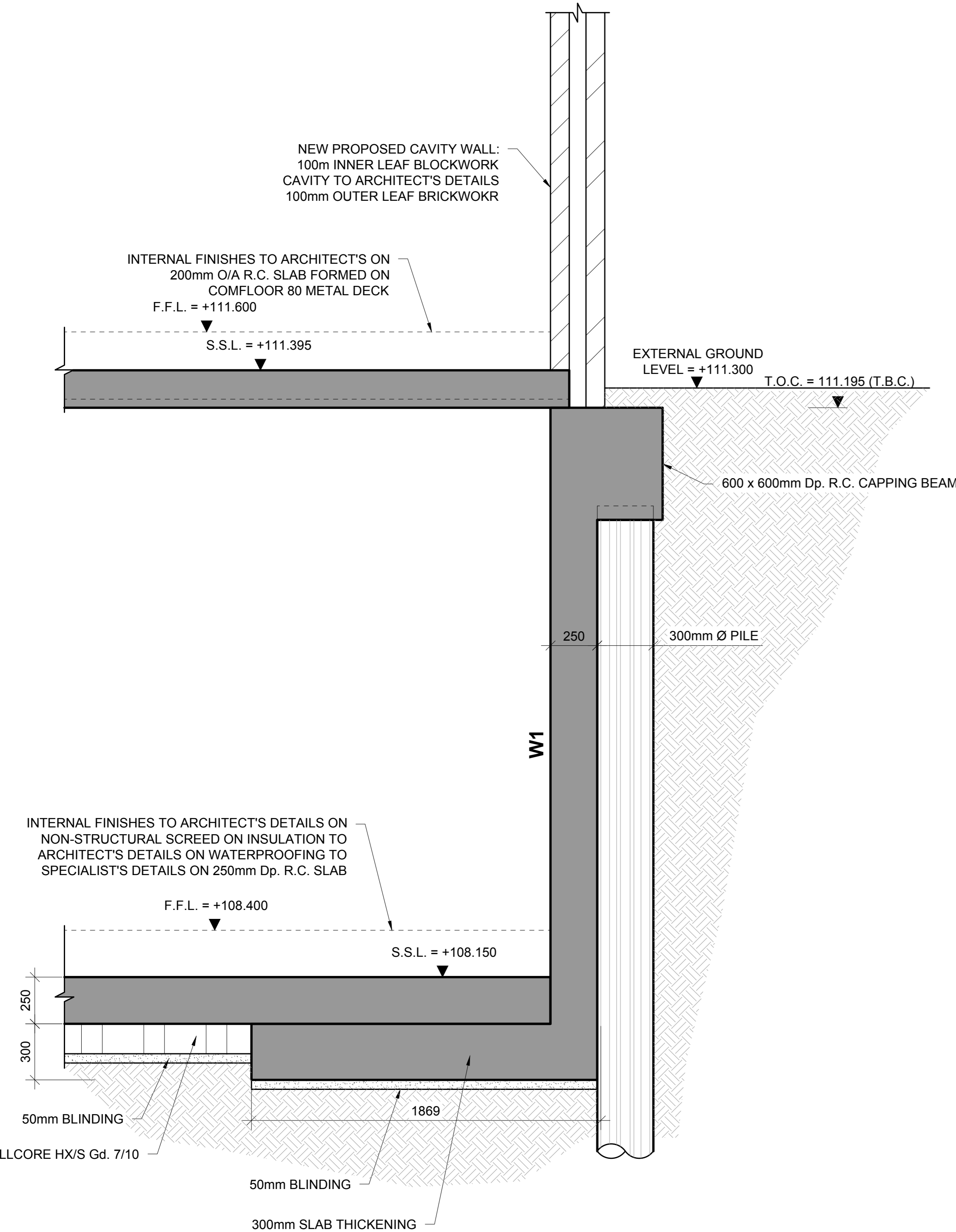
1 SECTION
 S-1000 SCALE @ A1: 1:25
 SCALE @ A3: 1:50



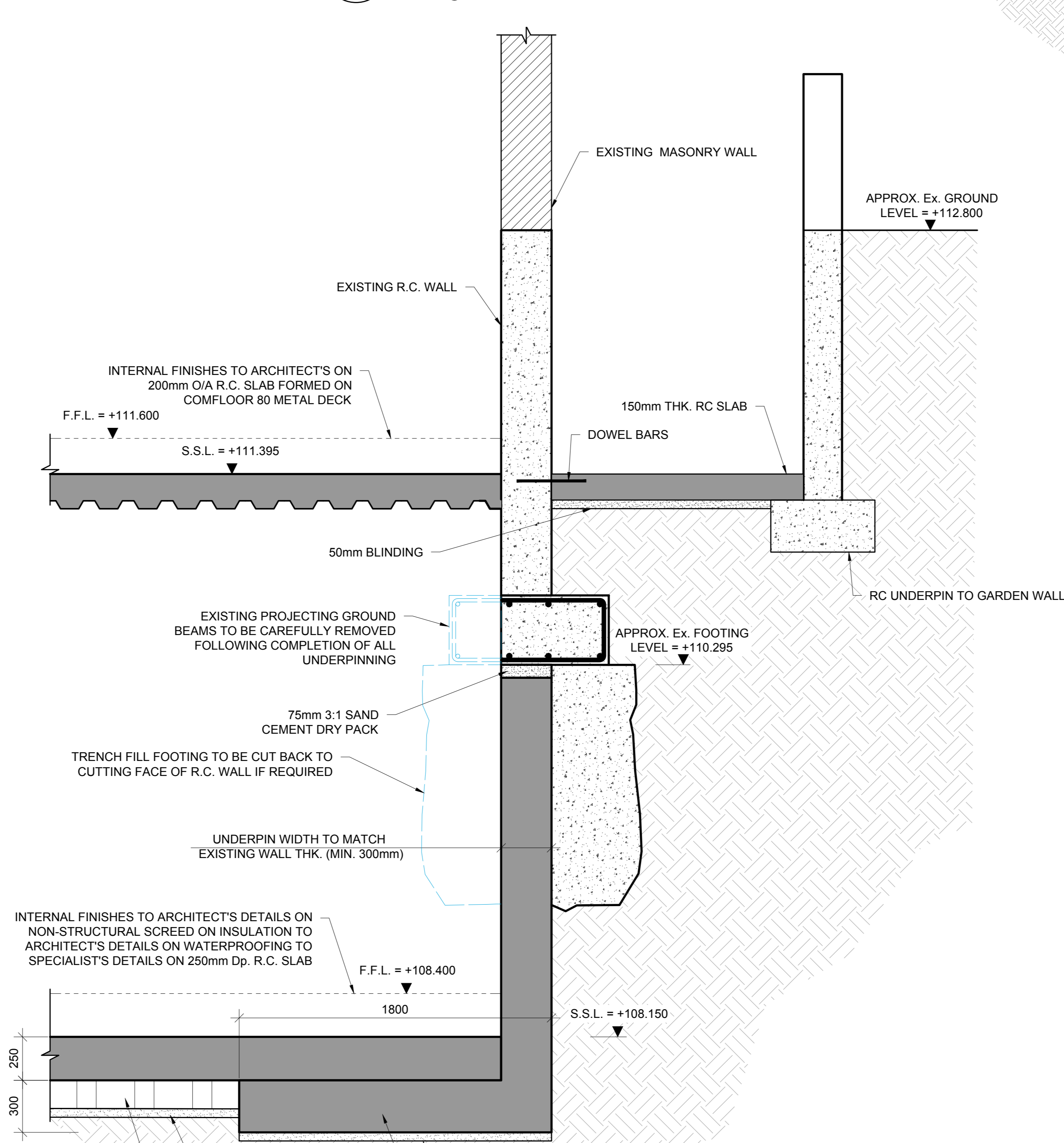
2 SECTION
 S-1000 SCALE @ A1: 1:25
 SCALE @ A3: 1:50



3 SECTION
 S-1000 SCALE @ A1: 1:25
 SCALE @ A3: 1:50



4 SECTION
 S-1000 SCALE @ A1: 1:25
 SCALE @ A3: 1:50



5 SECTION
 S-1001 SCALE @ A1: 1:1
 SCALE @ A3: 1:50