

CDM RESIDUAL RISKS

THIS DRAWING HAS BEEN REVIEWED AGAINST CONSTRUCTION DESIGN AND MANAGEMENT REGULATIONS 2015 AND KNOWN SIGNIFICANT RESIDUAL RISKS HAVE BEEN IDENTIFIED BELOW

HAZARDS	DATE
MANUAL HANDLING	25/11/16
CUTS & LACERATIONS	25/11/16

INFORMATION TABLE

SYSTEM TYPE: 20

SPECIFICATIONS

SCREEN(S)	
DOOR(S)	
FIRE RATING	N/A
STRUCTURAL	0.74kN LINE LOAD
DEFLECTION	+/-25mm

ACOUSTICS

SCREEN	40RW(DB)
DOOR	34RW(DB)

SYSTEM MATERIALS & FINISHES

MATERIAL	ALUMINIUM
FINISH	RAL TBC
MATERIAL	N/A
FINISH	N/A
MATERIAL	N/A
FINISH	N/A
GLASS	12.8mm ACOUSTIC LAMINATE
GLASS	N/A
GLASS	N/A
NOTES	N/A

DOOR MATERIALS & FINISHES

TYPE	34dB GLASS LEAF
GLASS	12mm CFT
MATERIAL	N/A
FINISH	N/A

IRONMONGERY TYPE / FINISH

FLOORSPRING
OFFSET PIVOTS
Ø22x1200 SSS GUARDSMAN PULL HANDLE
AUTOMATIC DROP DOWN SEAL
FLOORSTOPS

MANIFESTATION

MATERIAL	N/A
PATTERN	N/A

C03	AMENDED DOOR IRONMONGERY	04/01/2017
C02	DOOR LEAF CHANGED TO GLASS	01/12/2016
C01	ISSUED FOR APPROVAL	25/11/2016

REVISION / REASON	DATE / OWNER

PLANET CONTRACTING LTD (SOUTH)
PLANET HOUSE
EDWARD WAY
BURGESS HILL
WEST SUSSEX
RH15 9TZ
T: 01444 247933
www.planetpartitioning.co.uk



Project
ACADEMIC HOUSE, BAUER MEDIA GROUP

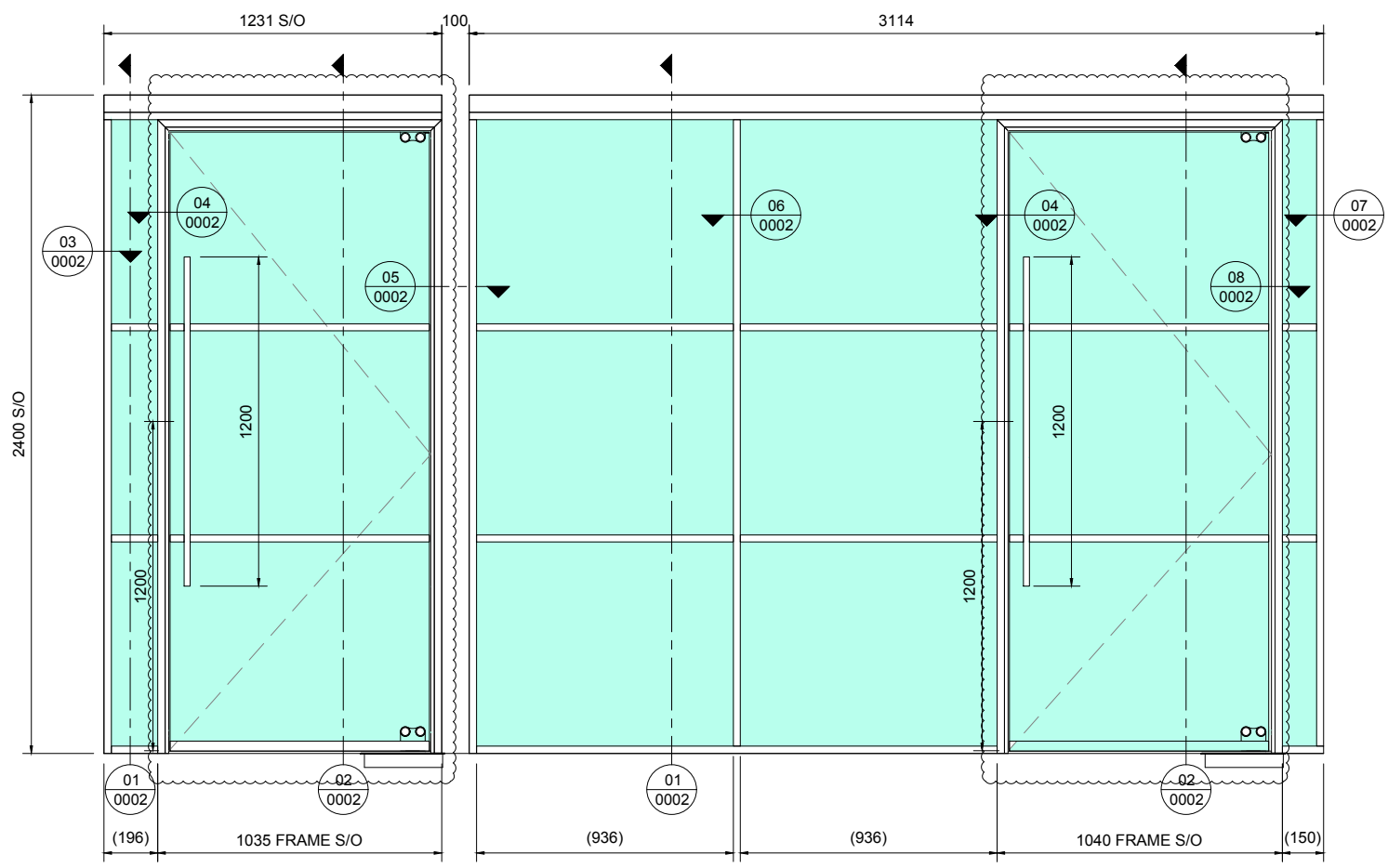
Client
ISG

Description
TYPICAL ELEVATIONS & CLEAR OPENING PLANS - PARTITION TYPE P-03

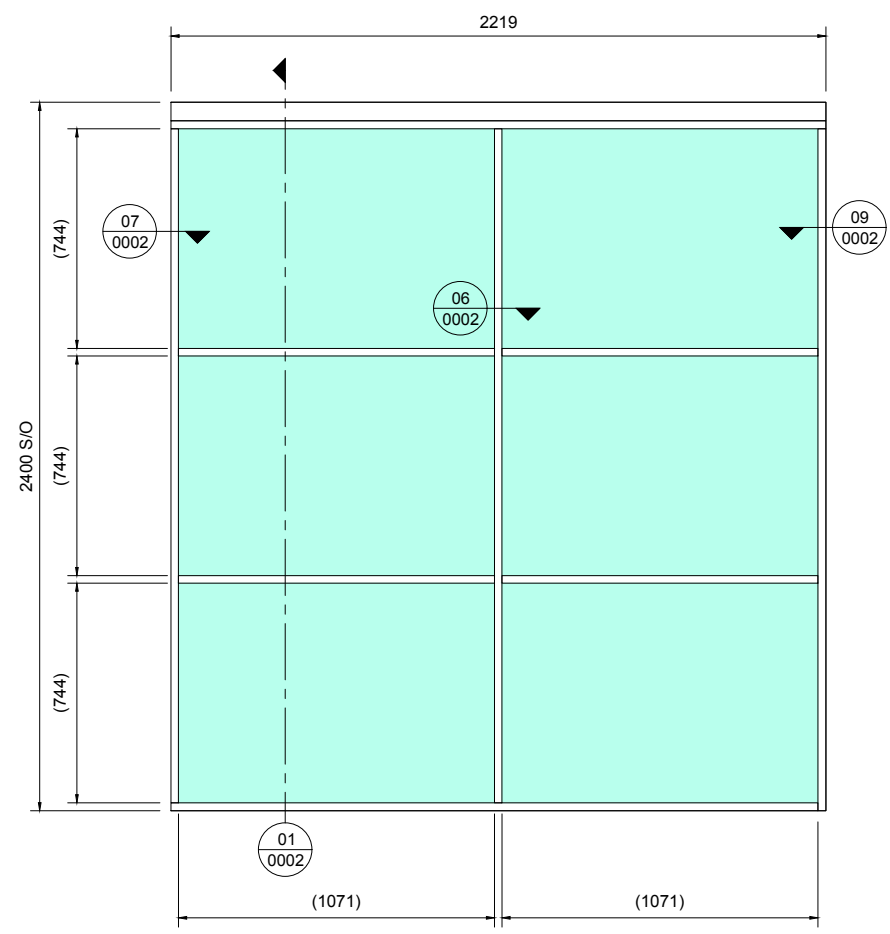
Drawing No	Revision
PS_1143_0001	C03

Scale	Date
AS STATED @ A3	25/11/16

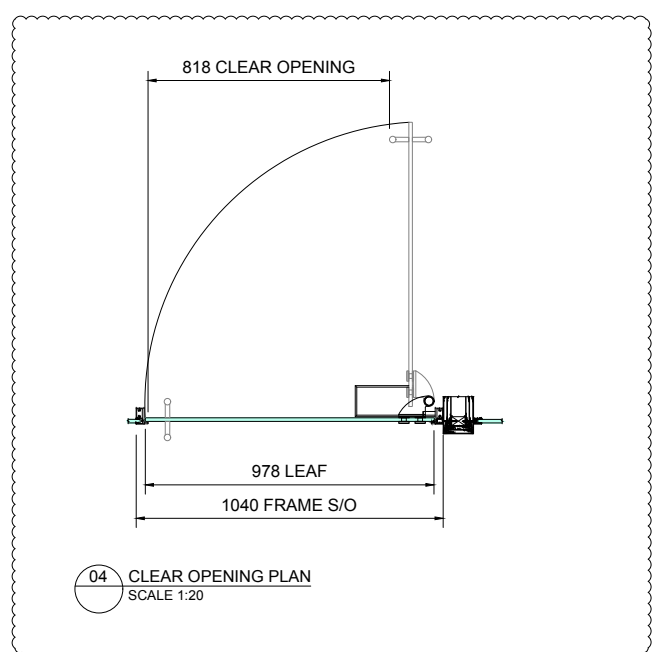
Drawn	Checked	Reference
TP	SH	S7510



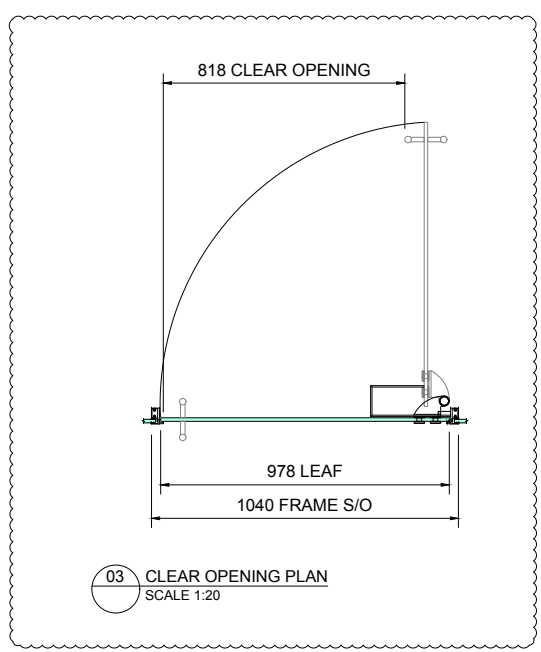
01 TYPICAL ELEVATION
SCALE 1:20



02 TYPICAL ELEVATION
SCALE 1:20



04 CLEAR OPENING PLAN
SCALE 1:20



03 CLEAR OPENING PLAN
SCALE 1:20

NOTE:
REFER TO DRAWING PS_1142_0002 FOR SECTIONS & DETAILS.