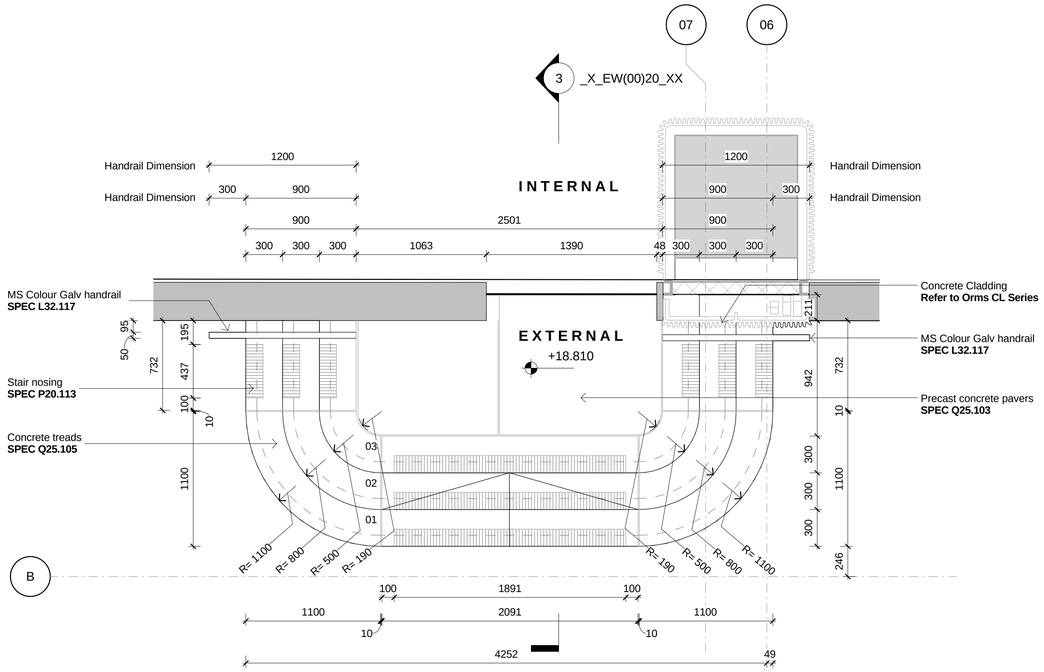


1 Detail Plan - Ground Floor - External Stair NW
Scale: 1 : 25

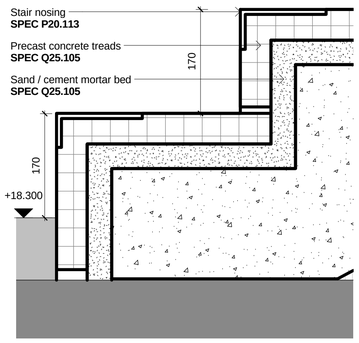


4 Detail Section - External Stair NW - Bottom Tread
Scale: 1 : 5

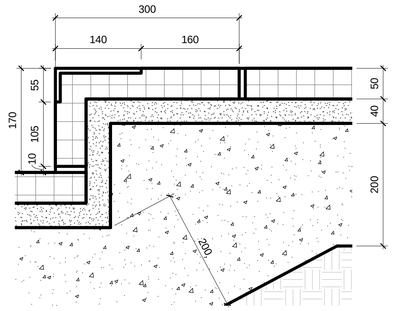

5 Detail Section - External Stair NW - Top Tread
Scale: 1 : 5

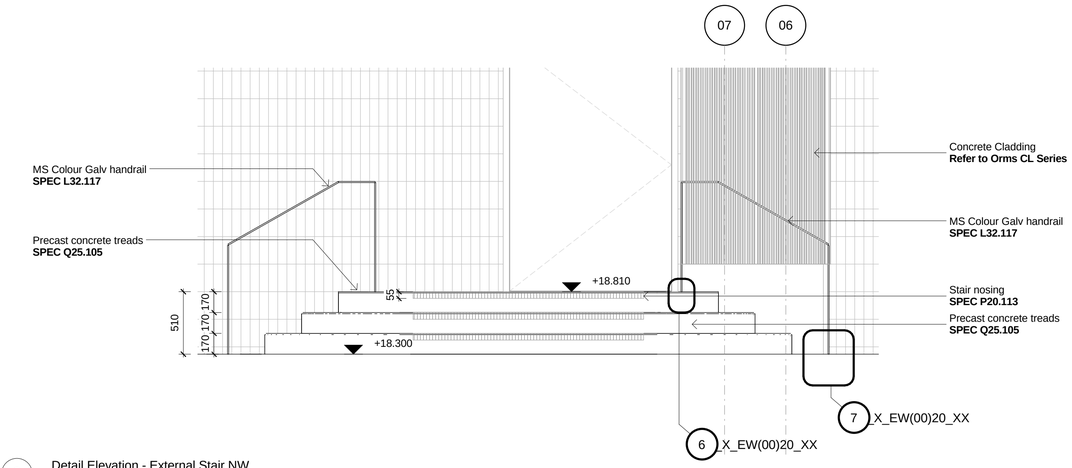


2 Detail Elevation - External Stair NW
Scale: 1 : 25

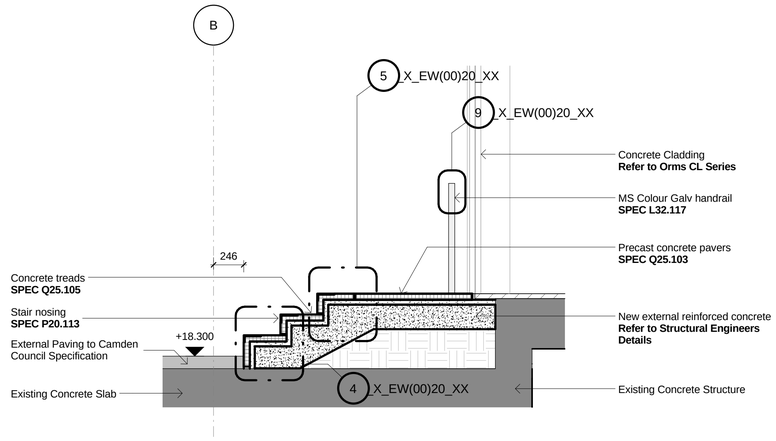


3 Detail Section - External Stair NW
Scale: 1 : 25

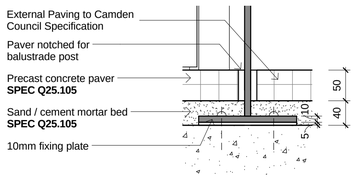


6 External Stair Handrail - Base Fixing 1
Scale: 1 : 5

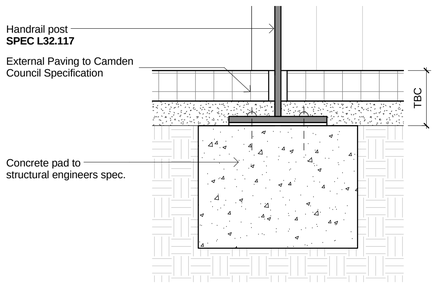


7 External Stair Handrail - Base Fixing 2
Scale: 1 : 5

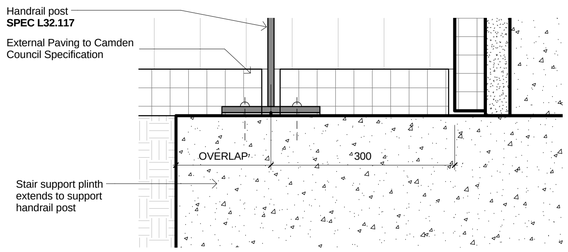


8 External Stair Handrail - Base Fixing 3
Scale: 1 : 5

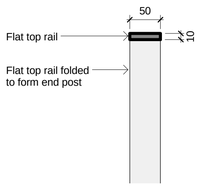


9 External Stair Handrail - Top Rail
Scale: 1 : 5

Key Plan:

CDM:

Risks

Notes:

Project: Camden Town Hall

Drawing Title: Proposed - Ground Floor External Works - North West Stair

Drawing Number
1996 _X_EW(00)20_XX

Rev: 1

Scale@A1: As indicated

Issued for: A (Issued for Construction)

Revision:
1 25.11.16 Issued for Construction

Orms
1 Oliver's Yard
55-71 City Road
London
EC1Y 1HQ

0207 833 8533
orms@orms.co.uk
orms.co.uk

Do not scale. All dimensions to be confirmed on site.Information contained in this drawing is the sole copyright of Orms designers + architects ltd and is not to be reproduced without permission.