

Action:
Condition survey and method statement/s prepared by an accredited conservator to be approved before the work proceeds.

REV: - DATE: 01/10/17





DETAILS:

ISSUE STATUS:
For Planning

RICHARD GRIFFITHS ARCHITECTS

5 Maidstone Mews, 72-76 Borough High Street, London SE1 1GN
T +44 (0)20 7357 8788 | F +44 (0)20 7403 7887
E admin@rgarchitects.com | www.rgarchitects.com

Richard Griffiths Architects is the trading name of Richard Griffiths Architects Ltd

EXISTING WINDOW	DESCRIPTION	WINDOW LOCATION	WINDOW CONSTRUCTION	FRAME CONSTRUCTION	REPAIRS/ACTIONS	IMAGE
WLGf-10	3 over 3 sash, opaque glass	09-11 Pool			Replace with a 3 over 6 sash to match the existing 2F main house windows with new laminated glass. Profiles to match existing.	
WLGf-11	3 over 3 sash	09-11 Pool			Replace the sash like for like within the existing frame and with new laminated glass. Profiles to match existing.	
WLGf-12	3 over 3 sash	09-11 Pool			Replace the sash like for like within the existing frame and with new laminated glass. Profiles to match existing.	
WGF-11	3 windows; 1 over 1 sash, 2 over 2 sash 1 over 1 sash	10-09 Studio			Replace the sash like for like within the existing frame and with new laminated glass. Profiles to match existing.	

Action:
Condition survey and method statement/s prepared by an accredited conservator to be approved before the work proceeds.

REV: - DATE: 01/10/17




DETAILS:

ISSUE STATUS:
For Planning

RICHARD GRIFFITHS ARCHITECTS

5 Maidstone Mews, 72-76 Borough High Street, London SE1 1GN
T +44 (0)20 7357 8788 | F +44 (0)20 7403 7887
E admin@rgarchitects.com | www.rgarchitects.com

Richard Griffiths Architects is the trading name of Richard Griffiths Architects Ltd

EXISTING WINDOW	DESCRIPTION	WINDOW LOCATION	WINDOW CONSTRUCTION	FRAME CONSTRUCTION	REPAIRS/ACTIONS	IMAGE
WGF-12	Triangular 3 light window, fixed, with diamond leading and coloured glass to side lights on external panes.	10-09 Studio			Replace with new clear laminated glass within the existing frames.	
WRL-01	Roof light	10-09 Studio			No action.	
WRL-02	Roof light	10-09 Studio			No action.	
WRL-03	Roof light	10-09 Studio			New rooflight to match WRL-02	

NOTES:

1. Refer to drawings: Proposed - D100, D101, D104
Demolition - D01, D02, D05
Existing - EX01, EX02, EX05