

© Crown copyright and database rights 2016 Ordnance Survey 100053953.



UK-LON-KGX1

GOOGLE INC
16-21 Stable Street
London, N1C 4AB
TEL: +44 (0)203 6640200

Building Design Partnership shall have no responsibility for any use made of this document other than for that which it was prepared and issued.

All dimensions should be checked on site.



Do not scale from this drawing.

Any drawing errors or divergences should be brought to the attention of Building Design Partnership at the address shown below.

Drawings shall be read in conjunction with the following before work commences:

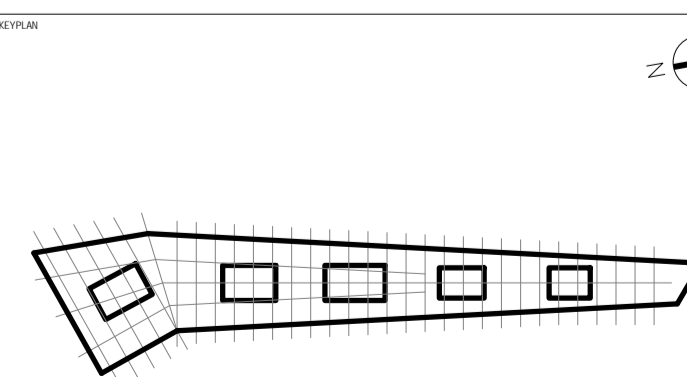
- The CDM design issues register
- The BDP risk series of drawings
- The project CDM risk register

Key:

-  Applicant owned building
-  Application site

16 Brewhouse Yard
Clerkenwell
London
EC1V 4LJ
United Kingdom

T +44 (0)20 7812 8000
www.bdp.com



FOR PLANNING

Suburban Train Shed
Location Plan

Drawing No:
KXC-A-001-T-BDP-00-50001

Date:
07/11/17
Project No:
P2007133
Scale:
1 : 1250
Size:
A1
Drawn:
TP
Checked:
EB
Rev:

P01

| REV | DESCRIPTION | DATE | BY | CHKD |
|-----|---------------------|----------|----|------|
| P01 | Issued for planning | 07.11.17 | TP | EB |