









1 BRICKWORK				
	LOCATION:	ITEM & MANUFACTURER:	COLOUR REFERENCE:	SAMPLE:
1A	THROUGHOUT	FACING BRICKWORK BY WIENERBERGER	MARZIALE	
1B	THROUGHOUT	BUCKET HANDLE PROFILE MORTAR JOINT BY TARMAC	Y101 WHITE ORDINARY PORTLAND CEMENT	
1C	THROUGHOUT	MOVEMENT JOINT - BUCKET HANDLE PROFILE BY ADSHEAD RATCLIFFE & CO LTD OR SIMILAR	PORTLAND	

GENERAL NOTES
 DO NOT SCALE FROM THIS DRAWING.
 FIGURED DIMENSIONS ARE TAKEN TO STRUCTURE UNLESS INDICATED OTHERWISE.
 ALL DIMENSIONS TO BE CHECKED ON SITE PRIOR TO COMMENCEMENT OF WORK.
 DRAWING TO BE READ IN CONJUNCTION WITH ALL OTHER ARCHITECTS DRAWINGS, CONSULTANTS AND SPECIALISTS DRAWINGS, CONSTRUCTION NOTES, SPECIFICATIONS AND EMPLOYER'S REQUIREMENTS WHERE APPLICABLE.
 ANY DISCREPANCY MUST BE BROUGHT TO THE ATTENTION OF PCKO. IF IN DOUBT, ASK.
 ANY MODIFICATION TO THIS DRAWING MUST BE CARRIED OUT BY PCKO.
 THIS DRAWING REMAINS UNDER THE COPYRIGHT OF PCKO ARCHITECTS LIMITED. PLEASE OBTAIN PERMISSION BEFORE COPYING.
 WHERE METHOD OF CONSTRUCTION INCORPORATES TIMBER/LIGHT GAUGE STEEL FRAME ALL ELEMENTS OF FRAME INCLUDING STUD LOCATIONS, NOGGINS, SHEATHING, UNTELS, TRUSSESS AND WIND BRACING TO BE TO FRAME MANUFACTURER'S DESIGN, DETAIL AND SPECIFICATION.
 ALL STRUCTURAL ELEMENTS ARE SHOWN INDICATIVELY. FOR ALL ELEMENTS OF STRUCTURE REFER TO STRUCTURAL ENGINEER'S AND SPECIALIST SUB-CONTRACTOR/FABRICATOR'S DESIGN, DETAIL AND SPECIFICATION.
 ALL MECHANICAL AND ELECTRICAL ELEMENTS ARE SHOWN INDICATIVELY. FOR ALL M&E INSTALLATIONS REFER TO BUILDING SERVICES ENGINEER'S AND SPECIALIST SUB-CONTRACTOR'S DESIGN, DETAIL AND SPECIFICATION.

NOTES:
 COLOUR CHOICES TO BE CONFIRMED BY CLIENT.


2 PPC ALUMINIUM COPING				
	LOCATION:	ITEM & MANUFACTURER:	COLOUR REFERENCE:	SAMPLE:
2A	TOP OF PARAPETS THROUGHOUT	PPC ALUMINIUM COPING	RAL 7021 Black Grey Mid sheen	

3 WINDOWS				
	LOCATION:	ITEM & MANUFACTURER:	COLOUR REFERENCE:	SAMPLE:
3A	ALL FLOORS	ALUMINIUM FACED COMPOSITE WINDOW FRAMES BY VELFAC	RAL 7021 Black Grey Mid sheen	
3B	ALL FLOORS	PPC ALUMINIUM CILL (TO MATCH WINDOW FRAME) BY VELFAC	RAL 7021 Black Grey Mid sheen	

4 DOORS				
	LOCATION:	ITEM & MANUFACTURER:	COLOUR REFERENCE:	SAMPLE:
4A	ALL FLOORS	ALUMINIUM FACED COMPOSITE DOOR FRAMES BY SCHUCO	RAL 7021 Black Grey Mid sheen	
4B	ALL FLOORS	ALUMINIUM FACED COMPOSITE DOOR FRAMES BY SCHUCO	RAL 7021 Black Grey Mid sheen	

DATE	REV.	DESCRIPTION	BY	CHECKED

PCKO
 an **AHR** company
 5 - 8 HARDWICK STREET
 LONDON EC1R 4RG
 TEL: 020 - 7372 - 8918
 www.pcko.co.uk

5 TINTED GLAZING				
	LOCATION:	ITEM & MANUFACTURER:	COLOUR REFERENCE:	SAMPLE:
5A	-FRONT ELEVATION GROUND/FIRST FLOOR	TINTED GLAZING FEATURE	VANCEVA COLOUR 1136	

ARCHITECTS INTERIOR DESIGNERS
 MASTER PLANNERS URBAN DESIGNERS

CLIENT	Kier Group		
PROJECT	Greenwood Centre		
DRAWING TITLE	External Material Schedule 1 of 2		
STATUS	COMMENT		
SCALE	NTS	DRAWN BY	JF
DATE	2017.05	CHECKED BY	PH
DRAWING NO.	1213_WD126		REVISION
			/