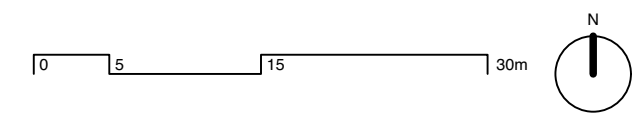
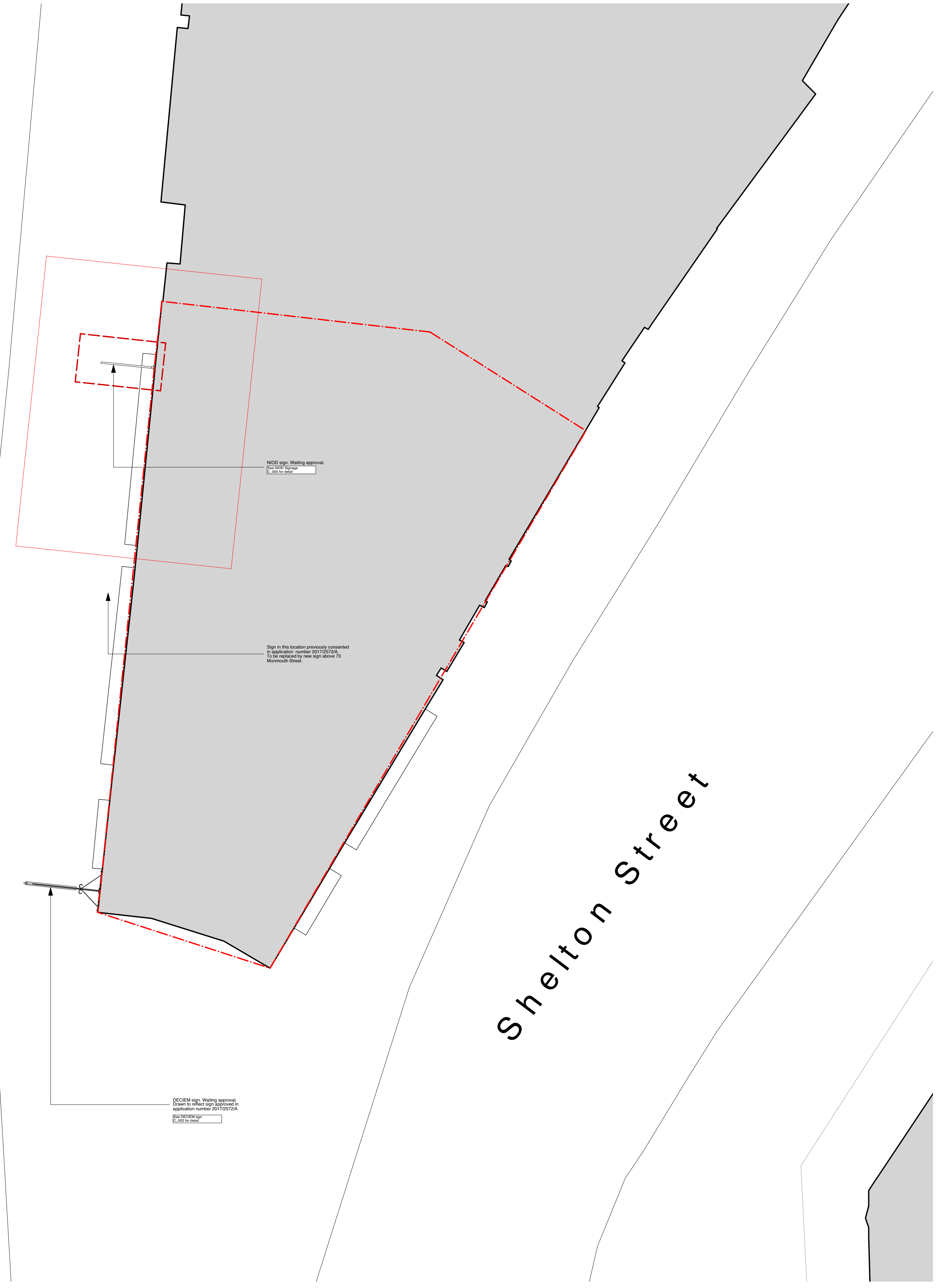



General Notes  
 Do not scale from drawings.  
 All dimensions must be checked on site and discrepancies verified with the Architect.  
 Unless shown otherwise all dimensions are to be to structural surfaces and are in mm.  
 Unless shown refer to internal door schedule for door sizes. Door openings to be set out to give full specified architrave either side.  
 To be read in conjunction with all relevant Architects', Services and Structural Engineers' drawings. For all structural details and information refer to Structural Engineers' drawings.  
 For all mechanical and electrical information refer to M&E consultants drawings and information unless shown otherwise.  
 Any discrepancies between drawings to be reported immediately to the Architect.  
 Refer to drawing number for details.

Monmouth Street

Shelton Street



Location Plan  
 Scale 1:500



Site Plan  
 Scale 1:50

Revision / Date	Drawn / Checked	Description

Client  
**DECIM**

Project  
**Monmouth Street**

Drawing Name  
**Proposed NIOD External Sign Plan**

Project No.	Prefix	Drawing No.	Issue
44/1725	GA	110	-

Scale / Format	Drawn	Checked	Date
Various / A1	LF	KN	03.10.17

3144 Architects NLGB 3144architects.com

**3144**  
 Keizersgracht 117 1015 CJ Amsterdam  
 100, E1 Studios 7 Winkelweg Road  
 London E1 1DU  
 +31 (0)20 608 62 46 +44 (0)20 3735 7820  
 Amsterdam@3144architects.com London@3144architects.com