

Copyright: All rights reserved. This drawing must not be reproduced without permission.

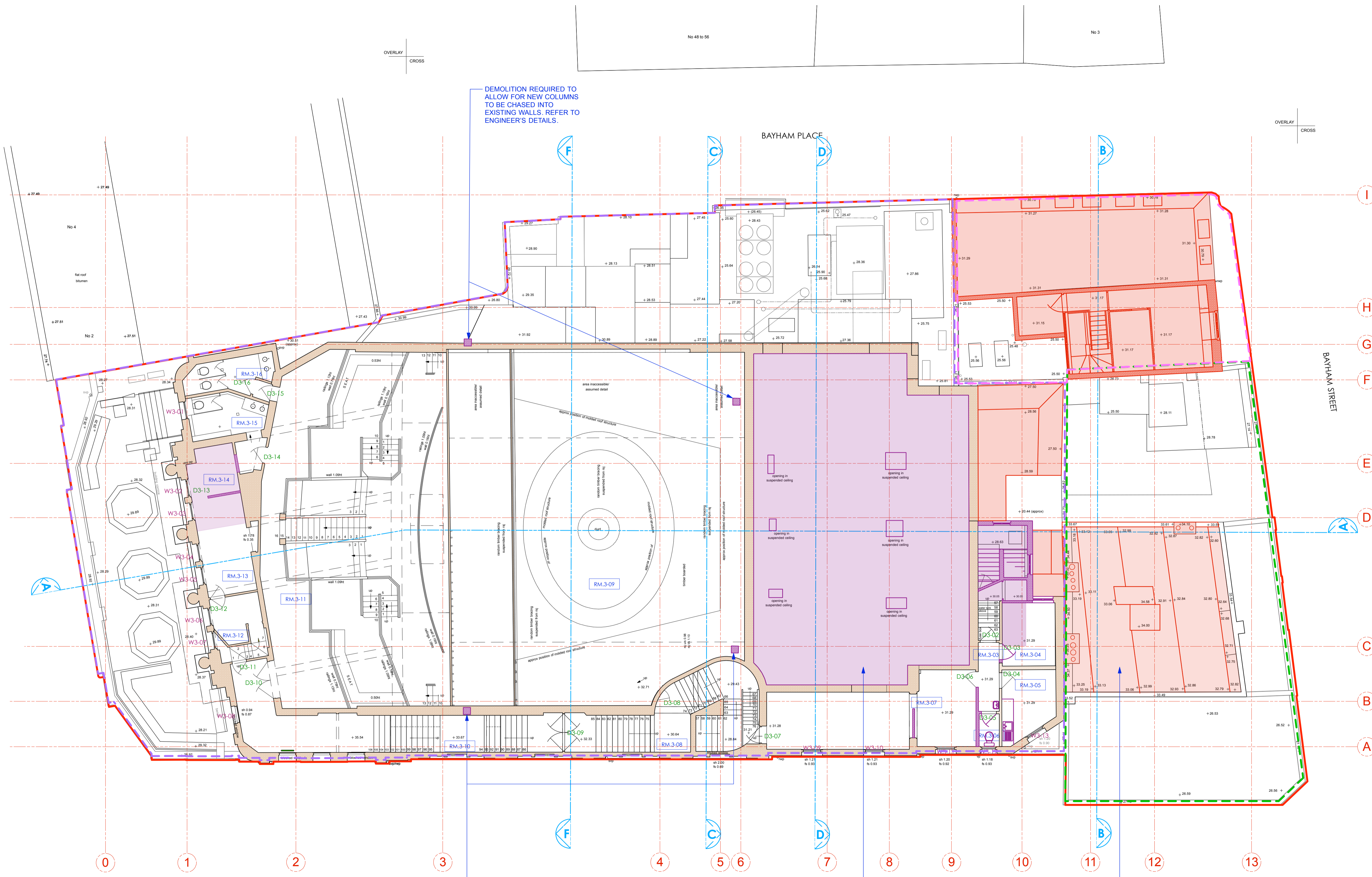
Only the original drawing should be relied upon. Contractors, subcontractors and suppliers must verify all dimensions on site before commencing any work or making any shop drawings.

All shop drawings to be submitted to the architect for comment prior to fabrication.

This drawing is to be read in conjunction with the Architect's specification, bills of quantities / schedules, structural, mechanical & electrical drawings and all discrepancies are to be reported to the architect.

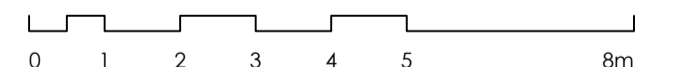

Do not scale from this drawing. Dimensions are in millimetres unless otherwise stated.

revision / date / amendments
 A / 24/10/17 / Columns + notes updated.



- LEGEND**
- Existing Building Fabric KOKO née Camden Palace Theatre (1900)
 - Existing Building Fabric Hope & Anchor (approx. 1850)
 - Existing Building Fabric Bayham Place (from 1875)
 - Existing Modern Building Fabric Bayham Place (from 2006)
 - PHASE 1 Building Fabric to be demolished
 - PHASE 1 Demolition of Flooring / Elevation / Wall
 - PHASE 1 Proposed Excavation
 - PHASE 2 Proposed Demolition
 - PHASE 2 Demolition of Flooring / Elevation / Wall
 - PHASE 2 Proposed Excavation
 - PHASE 2 Remove and retain in alternate location
 - Retain and protect existing
 - PHASE 1 Area to be blocked up and made weather tight temporarily pre Phase 2
 - Hope & Anchor Demise
 - Koko Demise
 - 1 Bayham Street & 65 Bayham Place Demise

24.10.17



PLANNING

Archer Humphries Architects

Basement
 Central House
 142 Central Street
 London, United Kingdom
 EC1V 8AR
 T: +44 (0) 20 7251 8555

project title KOKO + Hope & Anchor + Bayham Place Camden, London	
drawing title Third Floor Demolition Plan	scale / date 1:100 A1 / 13.04.17
drawing number AHA / KCC / DM / 103	drawn / checked FR / DA
	revision A

PHASE 1 (HOPE & ANCHOR + NEW BUILD) PHASE 2 (KOKO)

NOTE:
 ALL ELECTRICAL, PLUMBING, RAIN WATER DOWN-PIPES, SEWER VENT PIPES, SUNDRIES AND ASSORTED MECHANICAL PLANT TO BE REMOVED AS PER ASSOCIATED PHASE. DRAWING TO BE READ INCONJUNCTION WITH MEP AND STRUCTURAL ENGINEER'S DETAILS.

DEMOLITION REQUIRED TO ALLOW FOR NEW COLUMNS TO BE CHASED INTO EXISTING WALLS. REFER TO ENGINEER'S DETAILS.

DEMOLITION REQUIRED TO ALLOW FOR NEW COLUMNS TO BE CHASED INTO EXISTING WALLS. REFER TO ENGINEER'S DETAILS.

EXISTING CEILING TO BE CAREFULLY REMOVED AND ADJACENT AREAS MADE GOOD AS PART OF PHASE 2 FOLLOWING KOKO SHUTDOWN.

HOPE & ANCHOR ROOF AND CHIMNEYS REMOVED. PARAPETS FRONTAGES TO REMAIN. REFER TO ENGINEER'S DETAILS.