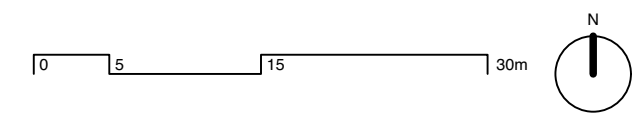
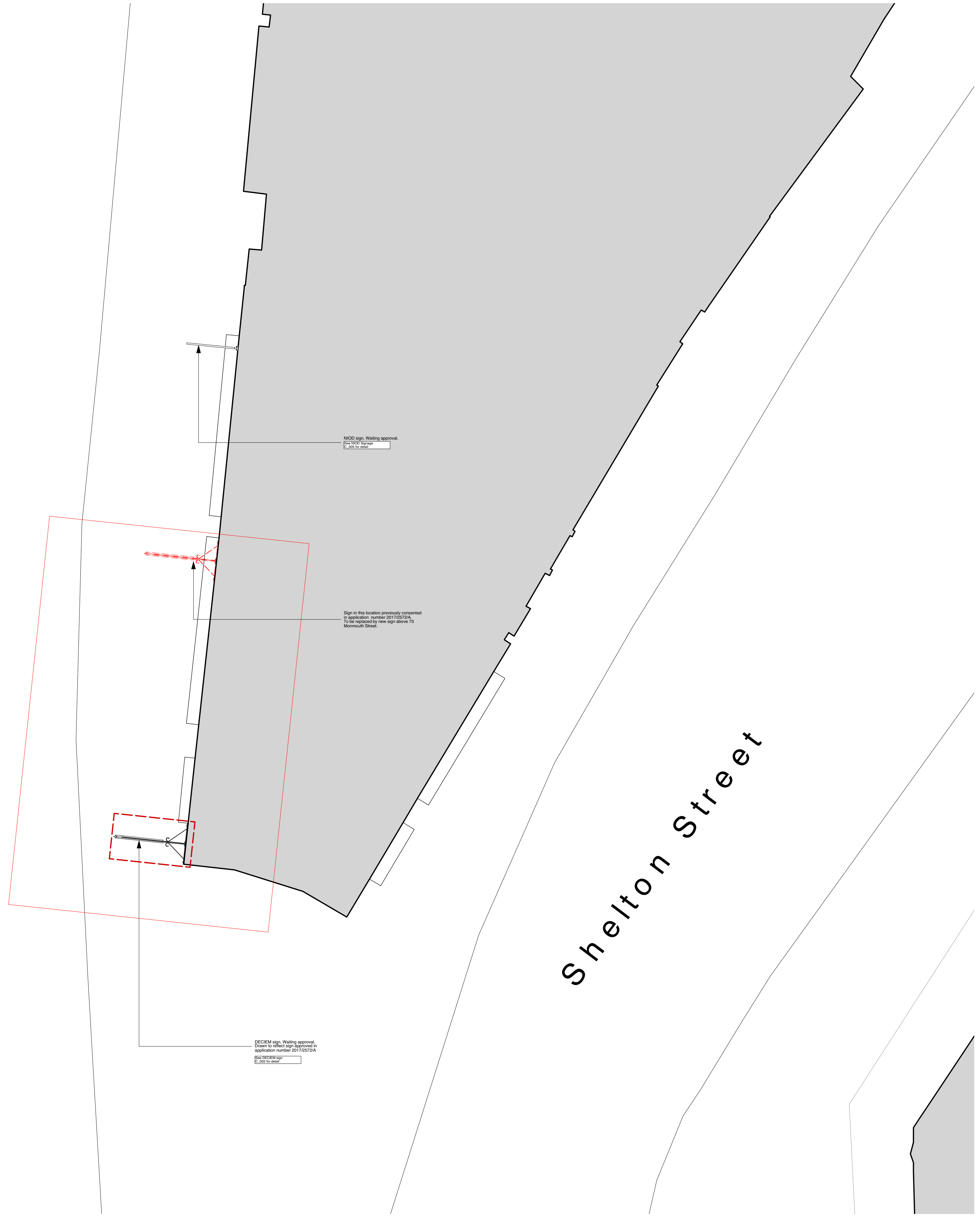



General Notes
 Do not scale from drawings.
 All dimensions must be checked on site and discrepancies verified with the Architect.
 Unless shown otherwise all dimensions are to be to structural surfaces and are in mm.
 Unless shown refer to internal door schedule for door sizes. Door openings to be set out to give full specified architrave either side.
 To be read in conjunction with all relevant Architects', Services and Structural Engineers' drawings. For all structural details and information refer to Structural Engineers' drawings.
 For all mechanical and electrical information refer to M&E consultants drawings and information unless shown otherwise.
 Any discrepancies between drawings to be reported immediately to the Architect.
 Refer to drawing number for details.

Monmouth Street

Shelton Street



Location Plan
 Scale 1:500



Site Plan
 Scale 1:50

Revision / Date	Drawn / Checked	Description

Client
DECIEM

Project
Monmouth Street

Drawing Name
Proposed DECIEM External Sign Plan

Project No.	Prefix	Drawing No.	Issue
44/1725	GA	111	-

Scale / Format	Drawn	Checked	Date
Various / A1	LF	KN	03.10.17

3144 Architects NL/GB 3144architects.com

3144
 Keizersgracht 117 1015 CJ Amsterdam
 7 Winkelsteeg Road London E1 1DU
 +31 (0)20 608 62 46 +44 (0)20 3735 7820
 Amsterdam@3144architects.com London@3144architects.com