

General Notes:

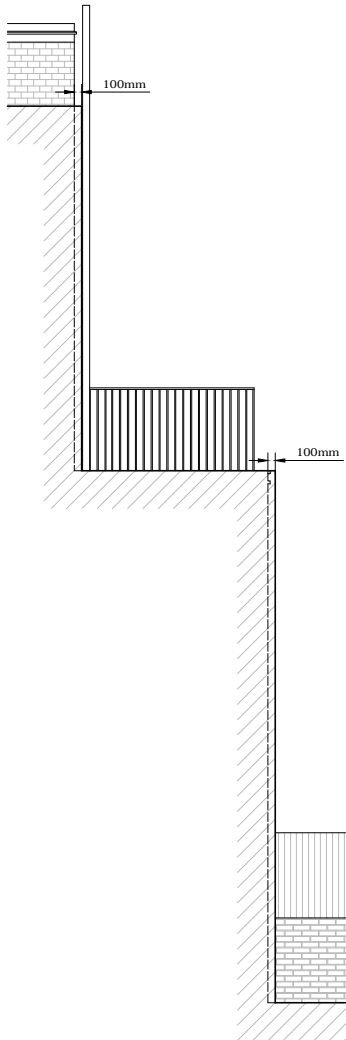

Do not scale this drawing. Work to figured dimensions only. This drawing is copyright of THS Concepts and should only be reproduced with their express permission. Check all dimensions on site. Any discrepancies should be reported to THS Concepts prior to commencement.

Key:


- CH = Window cill height
- WH = Window opening height
- FFL = Finished floor level
- SFL = Structural floor level
- (xxxx) = Distance from floor to U/S of ceiling/opening
- x 0.000 = Spot height



PROPOSED REAR ELEVATION  
SCALE 1:100




PROPOSED SECTION  
SCALE 1:100



Revisions

| No. | Date     | By | Comment                              |
|-----|----------|----|--------------------------------------|
| -   | 20.10.17 | CH | First Issue                          |
| A   | 20.10.17 | CH | Revised According to Client Comments |



Drawing Title  
**Proposed Rear Elevation  
& Section**

Property  
**97 Gaisford Street  
Kentish Town  
London, NW5 2EG**

Client  
**Zina Rohan**

| Job Reference | Drawing No | Revision |
|---------------|------------|----------|
| 1809          | 002        | A        |

Status  
**Information Only**

|                          |                            |
|--------------------------|----------------------------|
| Drawn by<br><b>JL/CH</b> | Surveyed by<br><b>JL</b>   |
| Scale<br><b>As Shown</b> | Original Size<br><b>A3</b> |