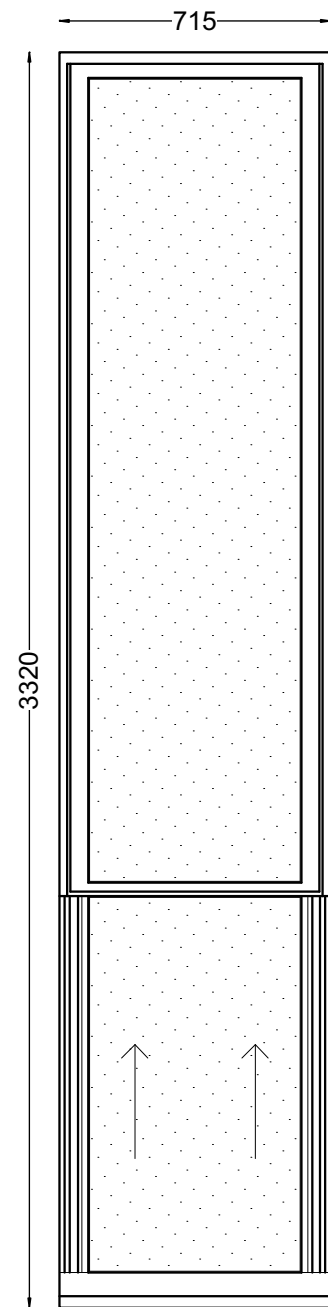
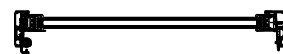



WINDOW TYPE : W0-09 (OPENABLE)
 QTY 1



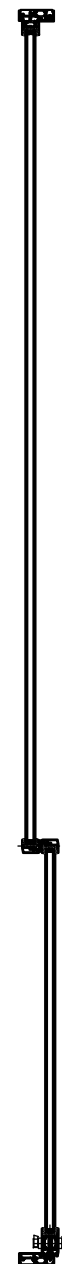
ELEVATION



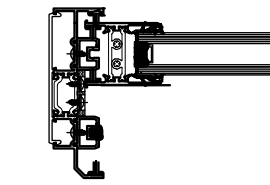
PLAN VIEW



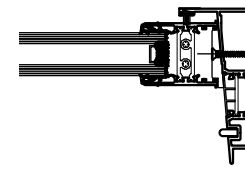
PLAN VIEW 1:20



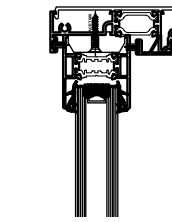
SECTION



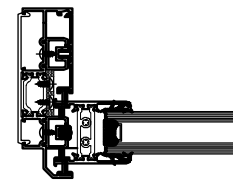
DETAIL C



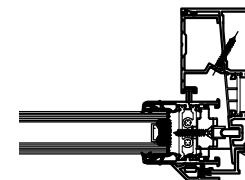
DETAIL D



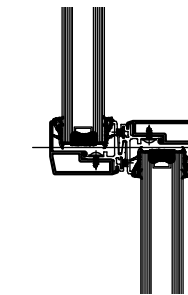
DETAIL G



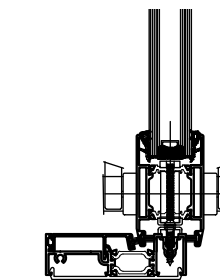
DETAIL A



DETAIL B



DETAIL F



DETAIL E

DETAILS SCALE 1:5

GENERAL SPECIFICATION

28MM OVERALL UNIT THICKNESS; 4MM CLEAR TOUGHENED; 20MM BLACK WARM EDGE; SPACER; ARGON GAS FILLED 4MM CLEAR TOUGHENED LOW E
***TINTED FILM APPLIED TO INNER PANE - OUTER FACE TO MATCH EXISTING.**
 SLIMLINE ALUMINIUM FRAMING, THERMALLY ENHANCED, BRONZE ANODIZED ANALOK 547



Revisions and Notes

Mount Tyndal Window/Door Types

PLANNING ISSUE

SEAM architects ltd. copyright 2017. This drawing must not be reproduced in part or whole without prior written consent. Do Not scale from this drawing. Check and confirm all dimensions on site prior to commencing work. IF IN DOUBT ASK.

SEAM Architects, 145 The High Street, Sevenoaks, Kent. TN13 1XJ Tel: 0207 617 7399

drawn by --	scale 1:--- @ A3	no 1009	title W0-09
date 28/9/17	filename WINDOW TYPES	file ref wvxProj No	client Client