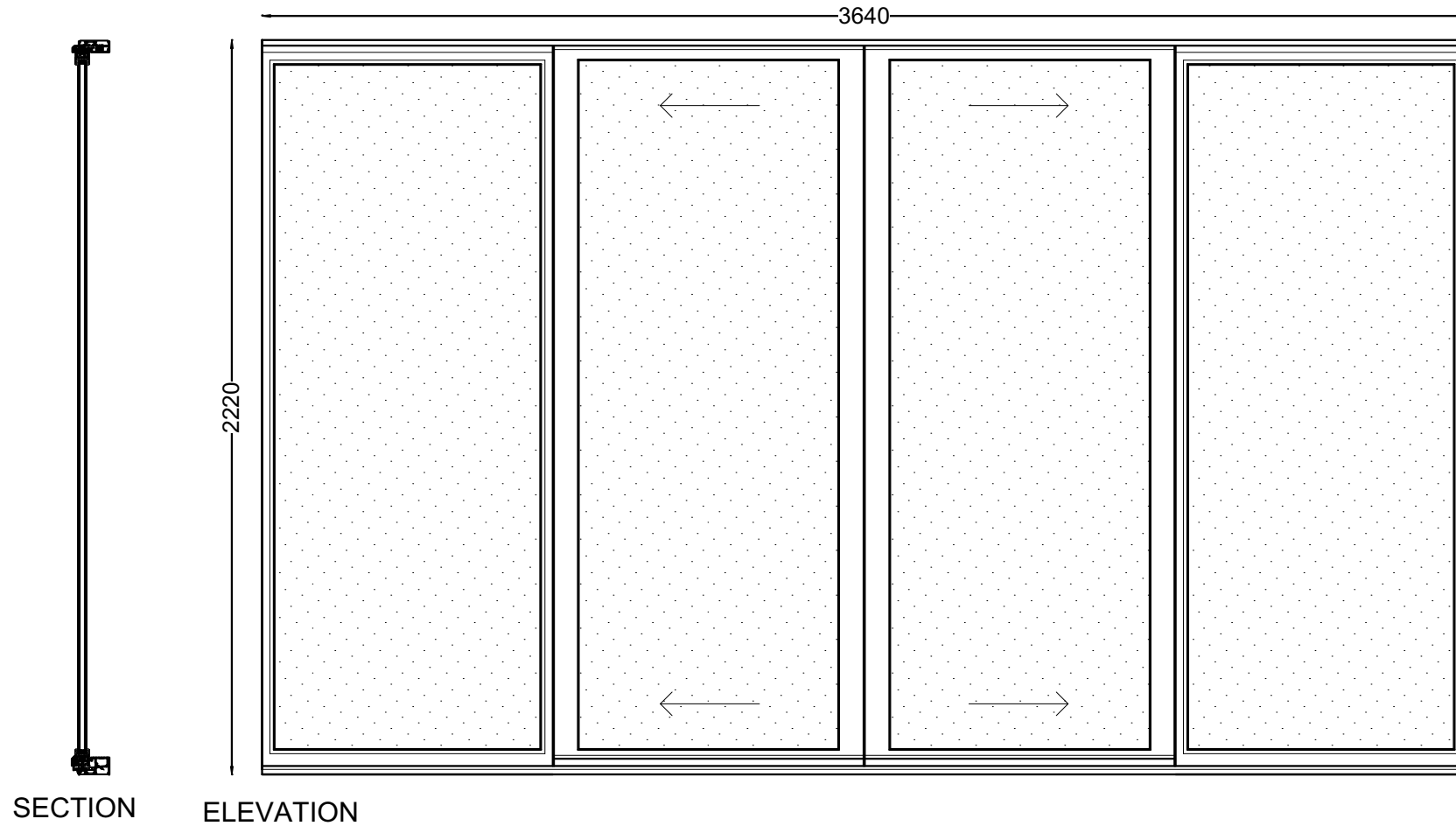


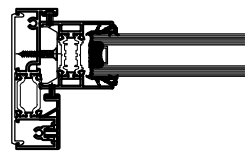
DOOR TYPE : D0-03  
QTY 1



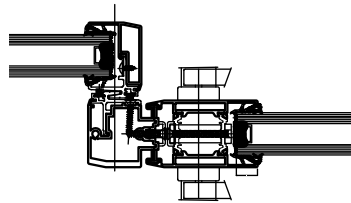
SECTION ELEVATION



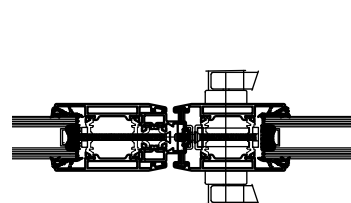
PLAN VIEW 1:20



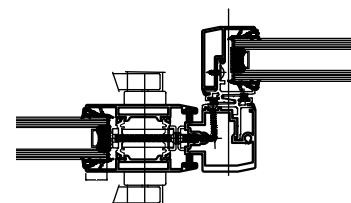
DETAIL A



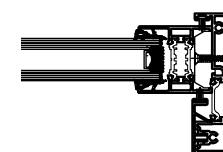
DETAIL B



DETAIL C



DETAIL D

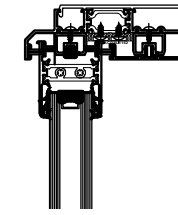


DETAIL E

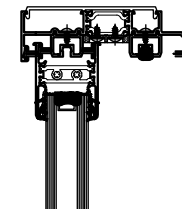
DETAILS SCALE 1:5



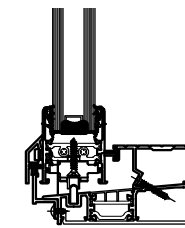
SECTION



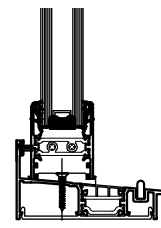
DETAIL G



DETAIL I



DETAIL F



DETAIL H

GENERAL SPECIFICATION

28MM OVERALL UNIT THICKNESS; 4MM CLEAR TOUGHENED; 20MM BLACK WARM EDGE; SPACER; ARGON GAS FILLED 4MM CLEAR TOUGHENED LOW E  
**\*TINTED FILM APPLIED TO INNER PANE - OUTER FACE TO MATCH EXISTING.**  
 SLIMLINE ALUMINIUM FRAMING, THERMALLY ENHANCED, BRONZE ANODIZED ANALOK 547

drawn by --	scale 1:20/1:5@ A3	no 1001	title D0-03
date 28/9/17	filename WINDOW TYPES	file ref wvxProj No	client Client