


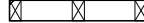


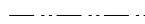




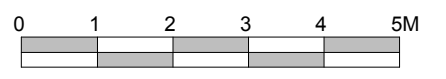


- LEGEND:**
-  EXISTING WALL
 -  NEW BLOCKWORK
 -  NEW BRICKWORK
 -  NEW TIMBER STUD
 -  INSULATION
 -  EXISTING TO BE REMOVED
 -  LINE OVER
 -  APPROX. BOUNDARY LINE
 -  DRAINAGE
 -  BEAM (CENTRES)
 -  STRUCTURE
 - C.O.S. CONFIRM ON SITE



1 PROPOSED SECTION BB
1:100



<p>Revision:</p>	<p>General Notes: 1. All relative levels (RL's) are approximate only. Confirm on site.</p>	<p>© Copyright: Webb Mieke Architects. All rights reserved. Do not scale this drawing but use figured dimensions only. Check all dimensions on site. Any errors or omissions are to be reported to Lynda Mieke Associates immediately.</p>	<p style="text-align: center;">Webb Mieke Architects Studio B, 7 Wellington Road, NW10 5LJ T. 020 8968 0279 M. 07718 536695 E. lynda@lyndamieke.com</p> <p>Issue: PLANNING APPLICATION</p> <p>Client: SEEMA SHAH + KUNAL PANDIT</p>	<p>Project Title: 31 DOWNSIDE CRESCENT, NW3 2AN</p> <p>Drawing Title: PROPOSED SECTION BB</p> <p>Scale: 1:100 (A3) Date: 03.10.17 Drawn: L.M. Drawing No.: PA-016 Revision: -</p>
-------------------------	---	--	--	--