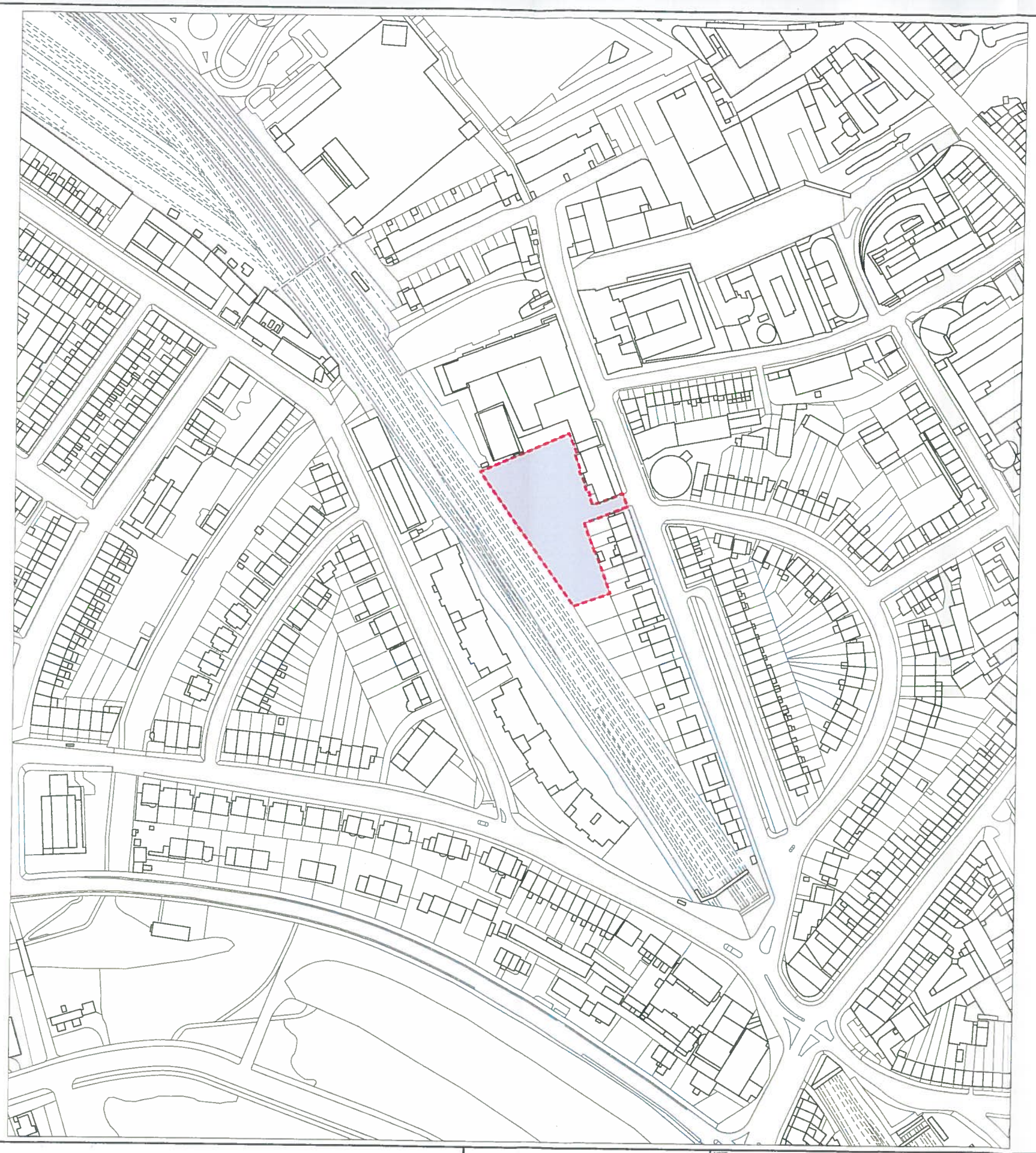

The Property

KEY

APPLICATION SITE BOUNDARY

P01	03/11/18	PRE-PLANNING ISSUE

0 2 10

NOTE

When this drawing is issued in uncorrected CAD format it will be accompanied by a PDF version and is issued to enable the recipient to prepare their own documents / models / drawings for which they are solely responsible
The recipient should rep ort all drawing errors, omissions and discrepancies to the architect . All measurements should be checked on site by the contractor and such dimensions shall be the contractor' s r esponsibility.

Allford Hall Monaghan Morris Limited accepts no responsibility or liability for:-
- any use of this drawing by parties other than the party for wh om it was prepared or for purposes other than those for which it was prepared
- any alterations or additions to and discrepancies arising out of changes t o the background information on which the drawing was based that was current at the time of issue, and which occur to that information after it has been issued by AHMM
- any loss or degradation of the information held in this drawing resulting from the transfer from the original file for mat to any other file format or from the recipients reading of it in any other programme or any version of the programme other than that which was used to prepar e it
- the accuracy of survey information provided by others or for any costs, claims, proceedings and expense s arising out of reliance on such information
- any scaling from this drawing other than by the local planning authority solely for the purposes of the planning application to which it relates

LOCATION

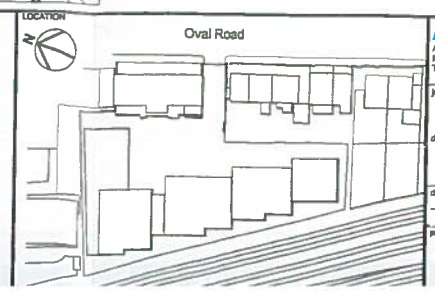

ALLFORD HALL MONAGHAN MORRIS
ARCHITECTS Ltd
MORELANDS, 5-23 OLD STREET LONDON EC1V 9HL
TEL 020 7251 5261 FAX 020 7251 5123 WEB WWW.AHMM.CO.UK

job title
CENTRIC CLOSE

drawing title / location
SITE LOCATION PLAN

drawn by	checked	scale	status
-	-	1:1250@A1; 1:2500@A3	PRE-PLANNING

project	name	source	classification	drawing no.	revision
16041				(P00)_001	P01

APPENDIX 2

INTERMEDIATE HOUSING UNITS

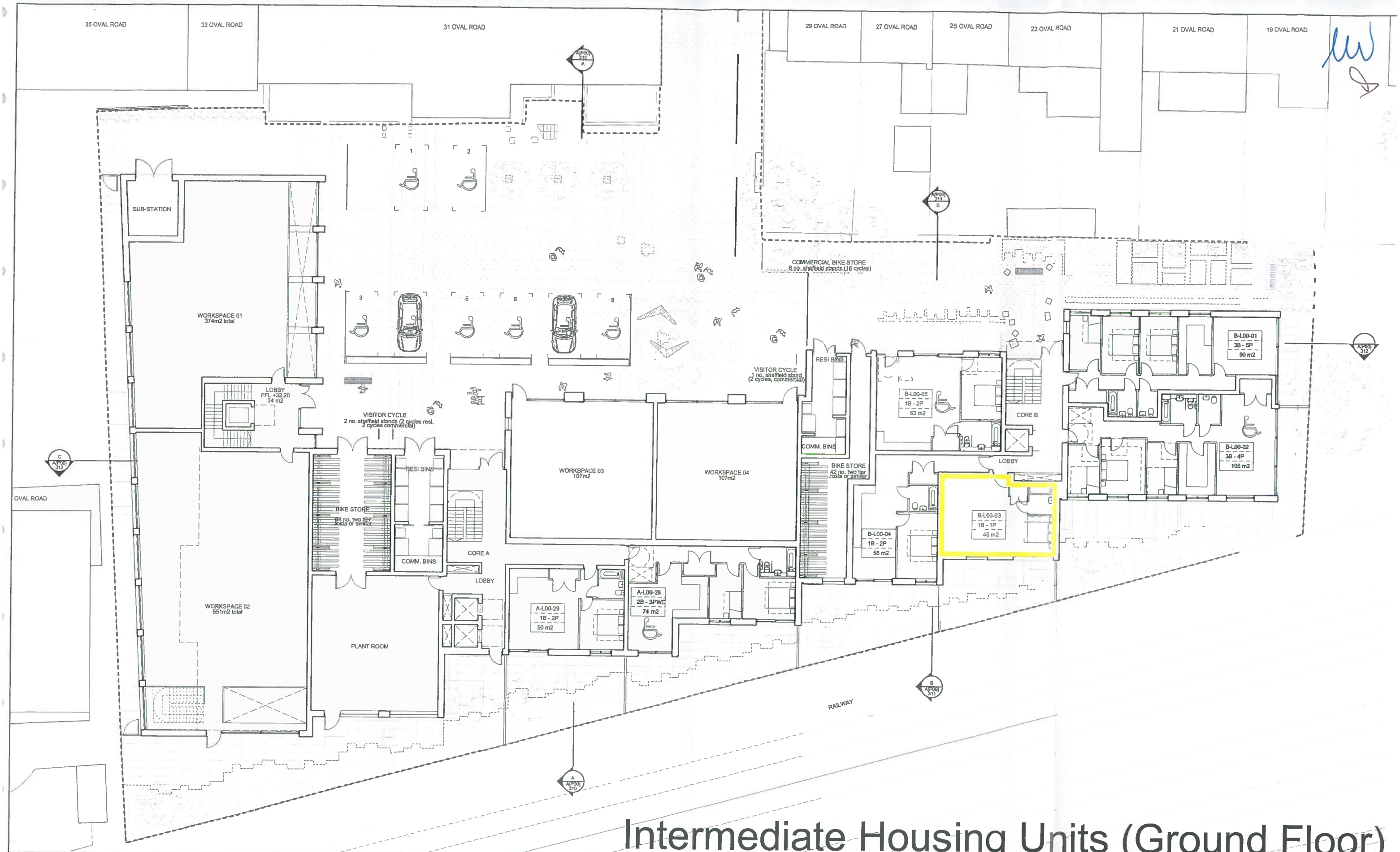

Intermediate Housing Units (Ground Floor)

KEY

- WORKSPACE
- 1B STUDIO
- 1B - 2 Persons
- 2B - 3 Persons
- 2B - 4 Persons
- 3B - 5-6 Persons

- APPLICATION SITE BOUNDARY
- SS SMOKE SHAFT
- AOV AUTOMATIC OPENING VENT
- PRIVATE AMENITY SPACE
- WHEELCHAIR ADAPTABLE UNIT

0 2 10

REV	DATE	DESCRIPTION	DRN	CHK
P02	21.02.17	CAR PARKING PROVISION REDUCED CYCLE PARKING PROVISION UPDATED	JR	MW
P03	23.03.17	19-29 OVAL ROAD CONTEXT DRAWING UPDATED	FA	JR

NOTE

When the drawing is issued in uncontrolled CAD format will be accompanied by a PDF version and is issued to enable the recipient to prepare their own documents models / drawings for which they are solely responsible.
The recipient should report all drawing errors, omissions and discrepancies to the architect. All dimensions should be checked on site by the contractor and such dimensions shall be the contractor's responsibility.

Alford Hall Monaghan Morris Limited accepts no responsibility or liability for:
- any use of this drawing by parties other than the party for whom it was prepared or for purposes other than those for which it was prepared
- any alterations or additions to or discrepancies arising out of changes to the background information on which the drawings are based that was current at the time of issue, and which occur to that information after it has been issued by AHMM
- any loss or degradation of the information held in this drawing resulting from the translation from the original file format to any other file format or from the recipients reading of it in any other programme or any version of the programme other than that which was used to present it
- the accuracy of survey information provided by others or for any costs, claims, proceedings and expenses arising out of reliance on such information
- any scaling from this drawing other than by the local planning authority solely for the purposes of the planning application to which it relates

LOCATION

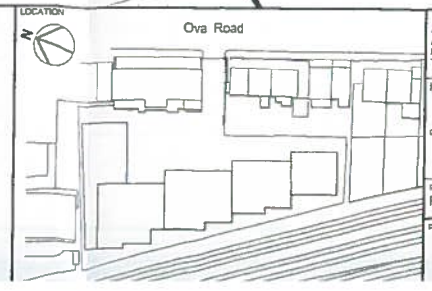

AL ORD HALL MONAGHAN MORRIS
ARCHITECTS LIM
MORELANDS 5-23 OLD STREET LONDON EC1
TEL 020 7251 5261 FAX 020 7251 5123 WEB WWW.AHMM.CO.UK

job title
CENTRIC CLOSE

drawing title / location
PROPOSED L00 PLAN

drawn by	checked	scale	status
FA	JR	1:125@A1; 1:250@A3	FOR APPROVAL

project	zone	source	classification	drawing no	revision
16041		A	(P00)_101		P03

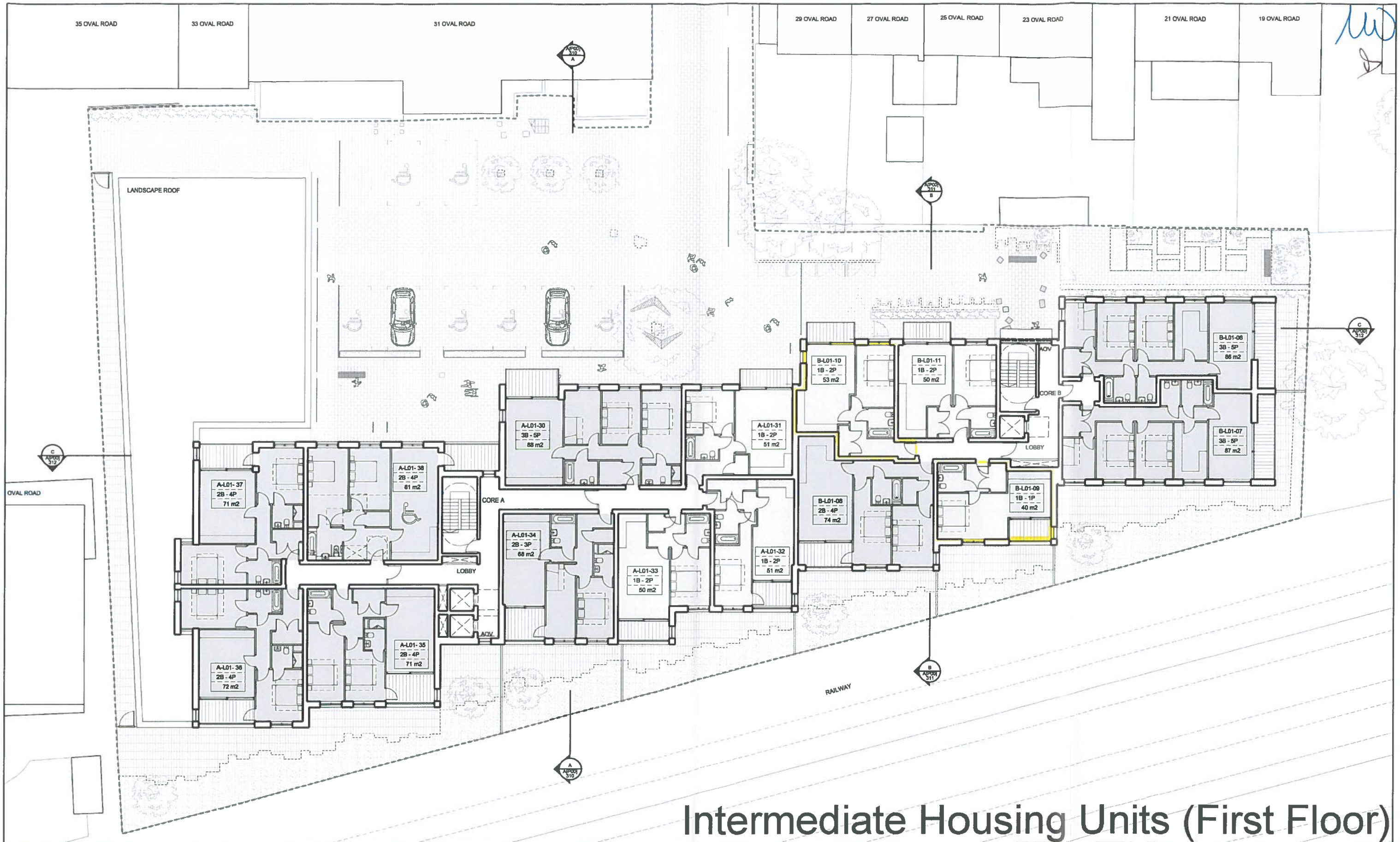

Intermediate Housing Units (First Floor)

KEY

- WORKSPACE
- 1B STUDIO
- 1B - 2 Persons
- 2B - 3 Persons
- 2B - 4 Persons
- 3B - 5-6 Persons

- APPLICATION SITE BOUNDARY
- SS SMOKE SHAFT
- AOV AUTOMATIC OPENING VENT
- PRIVATE AMENITY SPACE
- WHEELCHAIR ADAPTABLE UNIT

0 2 10

REV	DATE	DESCRIPTION	DRN	CHK
P02	22.03.17	19 - 25 OVAL ROAD CONTEXT DRAWING UPDATED	FA	JR

NOTE

When this drawing is issued in uncontrolled CAD format it will be accompanied by a PDF version and is issued to enable the recipient to prepare their own documents / models / drawings for which they are solely responsible.
The recipient should report all drawing errors, omissions and discrepancies to the architect. All dimensions should be checked on site by the contractor and such dimensions shall be the contractor's responsibility.

Allford Hall Monaghan Morris Limited accepts no responsibility or liability for:-
- any use of this drawing by parties other than the party for whom it was prepared or for purposes other than those for which it was prepared
- any alterations or additions to or discrepancies arising out of changes to the background information on which the drawings are based that was current at the time of issue, and which occur to that information after it has been issued by AHMM
- any loss or degradation of the information held in this drawing resulting from the translation from the original file format to any other file format or from the recipients reading of it in any other programme or any version of the programme other than that which was used to prepare it
- the accuracy of survey information provided by others or for any costs, claims, proceedings and expenses arising out of reliance on such information
- any scaling from this drawing other than by the local planning authority solely for the purposes of the planning application to which it relates

LOCATION

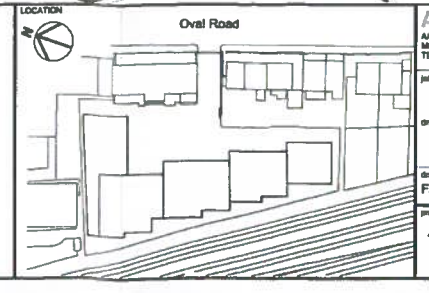

ALLFORD HALL MONAGHAN MORRIS
ARCHITECTS Ltd
MORELANDS, 5-23 OLD STREET LONDON EC1V 9HL
TEL 020 7251 5261 FAX 020 7251 5123 WEB WWW.AHMM.CO.UK

job title: CENTRIC CLOSE

drawing title / location: PROPOSED L01 PLAN

drawn by	checked	scale	status
FA	JR	1:125@A1; 1:250@A3	FOR APPROVAL

project	zone	source	classification	drawing no.	revision
16041		A	(P00)_102		P02

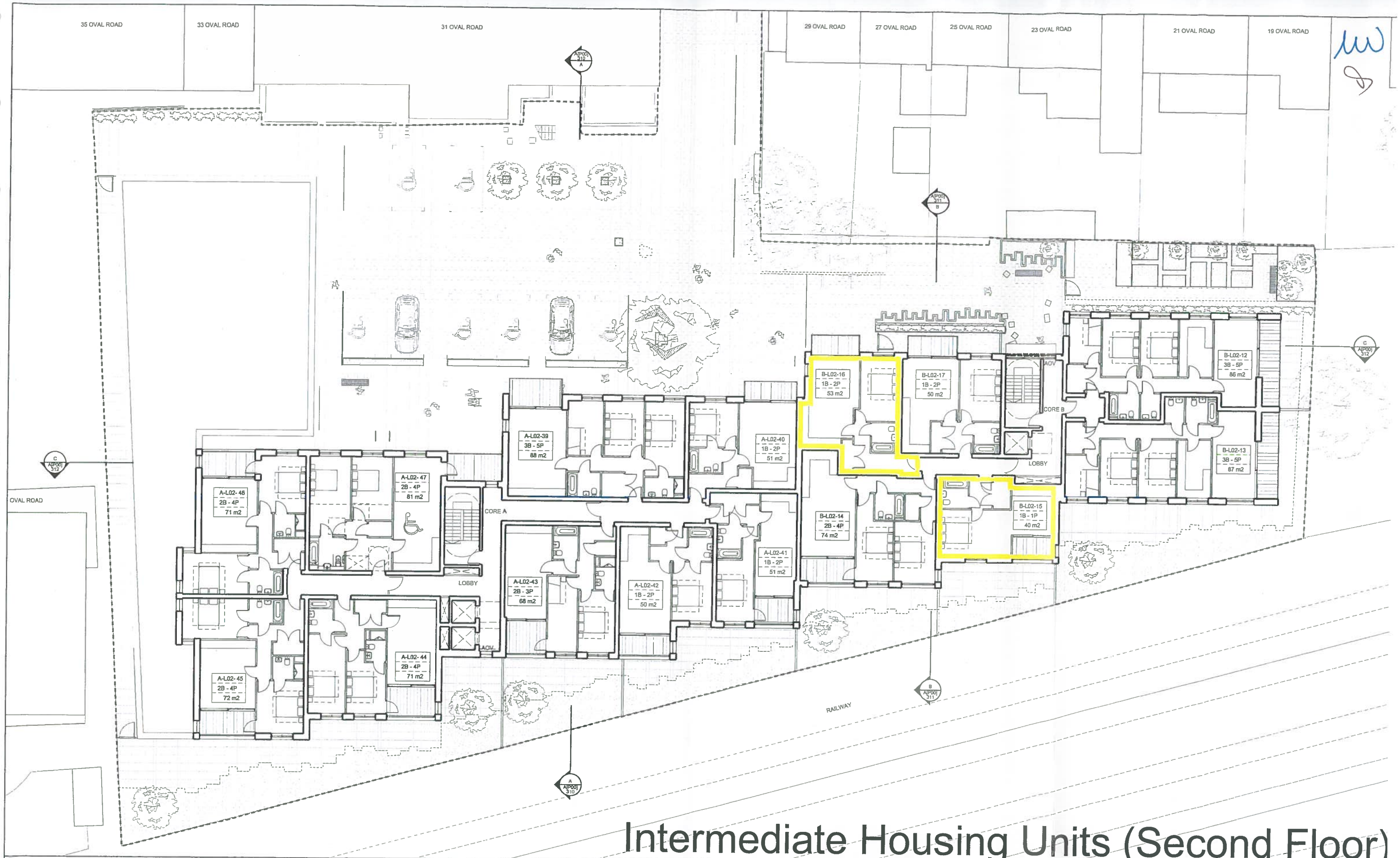

Intermediate Housing Units (Second Floor)

KEY

- WORKSPACE
- 1B STUDIO
- 1B - 2 Persons
- 2B - 3 Persons
- 2B - 4 Persons
- 3B - 5-6 Persons

- APPLICATION SITE BOUNDARY
- SS SMOKE SHAFT
- AOV AUTOMATIC OPENING VENT
- PRIVATE AMENITY SPACE
- WHEELCHAIR ADAPTABLE UNIT

0 2 10

REV	DATE	DESCRIPTION	DRN	CHK
P02	22.03.17	19 - 29 OVAL ROAD CONTEXT DRAWING UPDATED	FA	JR

NOTE

When this drawing is issued in uncontrolled CAD format it will be accompanied by a PDF version and is issued to enable the recipient to prepare their own documents / models / drawings for which they are solely responsible.
The recipient should report all drawing errors, omissions and discrepancies to the architect. All dimensions should be checked on site by the contractor and such dimensions shall be the contractor's responsibility.

Allford Hall Monaghan Morris Limited accepts no responsibility or liability for:-
- any use of this drawing by parties other than the party for whom it was prepared or for purposes other than those for which it was prepared
- any alterations or additions to or discrepancies arising out of changes to the background information on which the drawings are based that was current at the time of issue, and which occur to that information after it has been issued by AHMM
- any loss or degradation of the information held in this drawing resulting from the translation from the original file format to any other file format or from this recipients reading of it in any other programme or any version of the programme other than that which was used to prepare it
- the accuracy of survey information provided by others or for any costs, claims, proceedings and expenses arising out of reliance on such information
- any scaling from this drawing other than by the local planning authority solely for the purposes of the planning application to which it relates

LOCATION

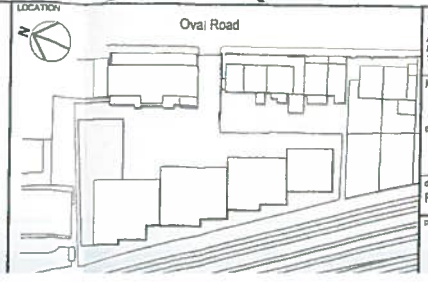

ALLFORD HALL MONAGHAN MORRIS
ARCHITECTS Ltd
MORELANDS, 5-23 OLD STREET LONDON EC1V 9HL
TEL 020 7251 5261 FAX 020 7251 5123 WEB WWW.AHMM.CO.UK

job title: CENTRIC CLOSE

drawing title / location: PROPOSED L02 PLAN

drawn by	checked	scale	status
FA	JR	1:125@A1; 1.250@A3	FOR APPROVAL

project	zone	source	classification	drawing no	revision
16041		A	(P00)_103		P02

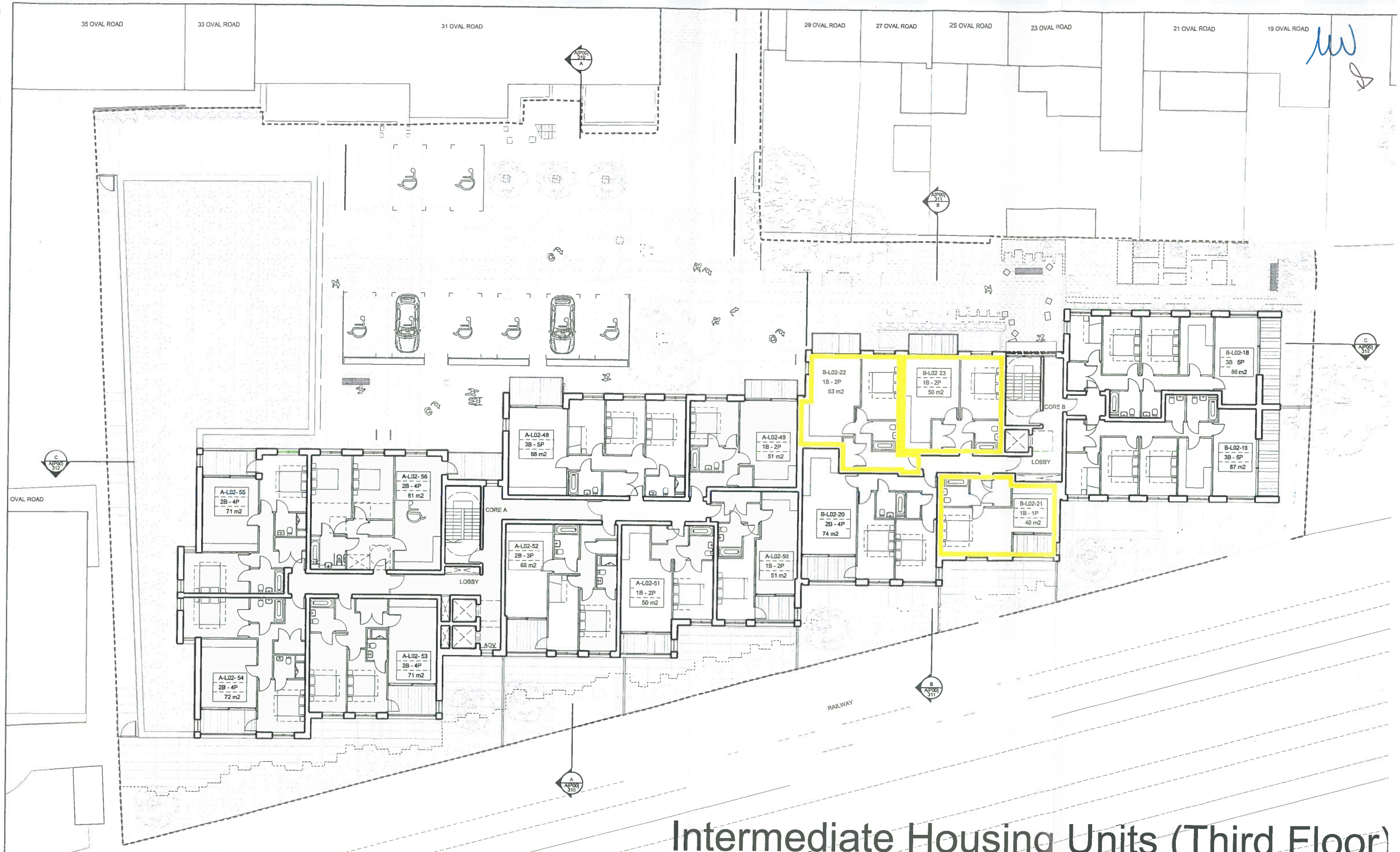

Intermediate Housing Units (Third Floor)

KEY

- WORKSPACE
- 1B STUDIO
- 1B - 2 Persons
- 2B - 3 Persons
- 2B - 4 Persons
- 3B - 5-6 Persons
- APPLICATION SITE BOUNDARY
- SS SMOKE SHAFT
- AOV AUTOMATIC OPENING VENT
- PRIVATE AMENITY SPACE
- WHEELCHAIR ADAPTABLE UNIT

0 2 10

REV	DATE	DESCRIPTION	DRN	CHK
P02	22.03.17	18 -29 OVAL ROAD CONTEXT DRAWING UPDATED	FA	JR

NOTE

When this drawing is issued in uncontrolled CAD format it will be accompanied by a PDF version and is issued to enable the recipient to prepare their own documents / models / drawings for which they are solely responsible.
The recipient should report all drawing errors, omissions and discrepancies to the architect. All dimensions should be checked on site by the contractor and such dimensions shall be the contractor's responsibility.

Allford Hall Monaghan Morris Limited accepts no responsibility or liability for:
- any use of this drawing by parties other than the party for whom it was prepared or for purposes other than those for which it was prepared
- any alterations or additions to or discrepancies arising out of changes to the background information on which the drawings are based that was current at the time of issue, and which occur to that information after it has been issued by AHMM
- any loss or degradation of the information held in this drawing resulting from the translation from the original file format to any other file format or from the recipient reading of it in any other programme or any version of the programme other than that which was used to prepare it
- the accuracy of survey information provided by others or for any costs, claims, proceedings and expenses arising out of reliance on such information
- any scaling from this drawing other than by the local planning authority solely for the purposes of the planning application to which it relates

LOCATION

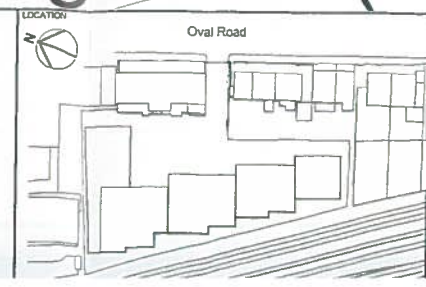

ALLFORD HALL MONAGHAN MORRIS
ARCHITECTS Ltd
MORELANDS, 5-23 OLD STREET LONDON EC1V 9HL
TEL 020 7251 5261 FAX 020 7251 5123 WEB WWW.AHMM.CO.UK

job title
CENTRIC CLOSE

drawing title / location
PROPOSED L03 PLAN

drawn by	checked	scale	status
SM	JR	1:125@A1; 1:250@A3	FOR APPROVAL

project	zone	source	classification	drawing no	revision
16041		A	(P00)_104		P02

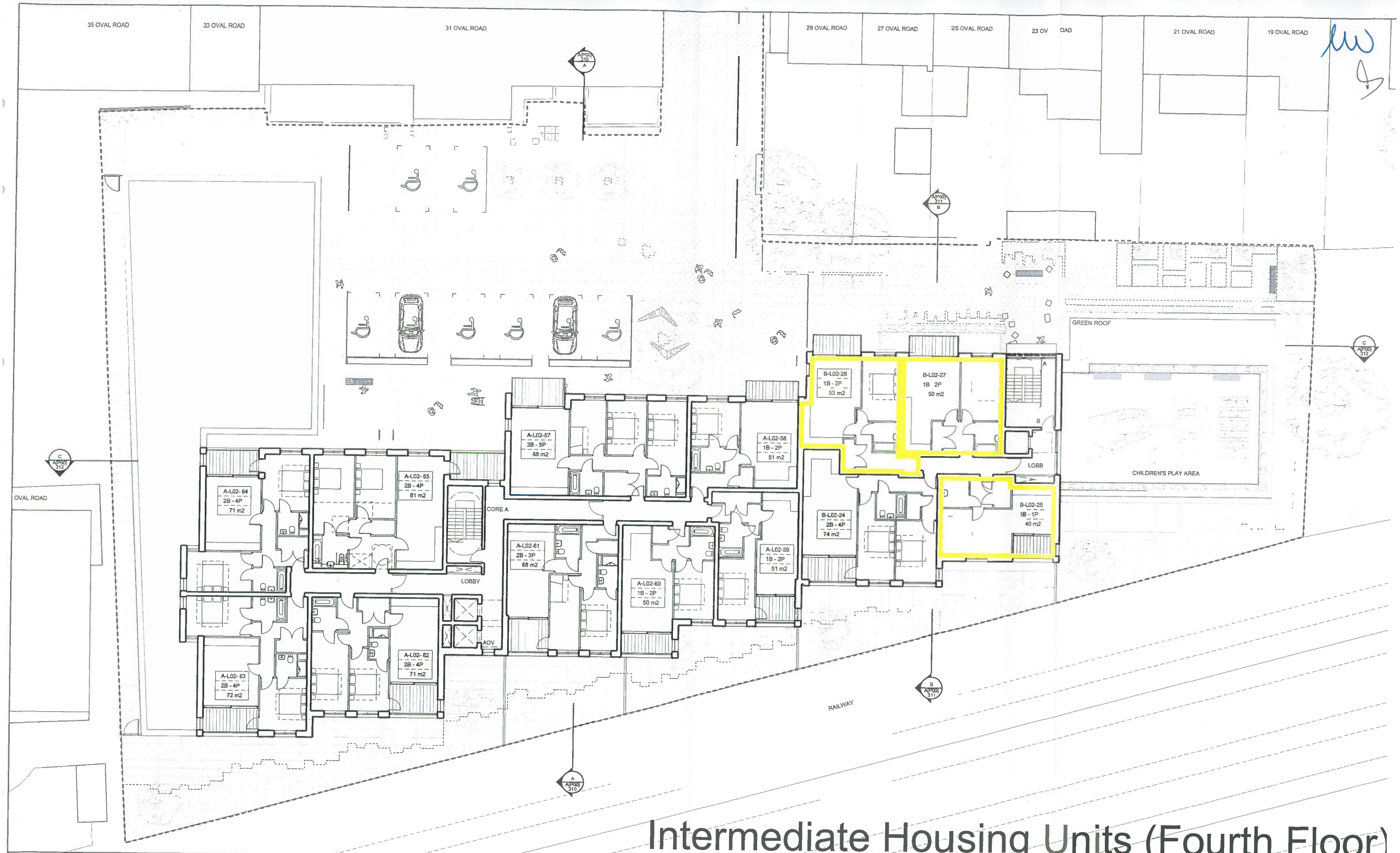

Intermediate Housing Units (Fourth Floor)

KEY

- WORKSPACE
- 1B STUDIO
- 1B - 2 Persons
- 2B - 3 Persons
- 2B - 4 Persons
- 3B - 5-6 Persons

- APPLICATION SITE BOUNDARY
- SS SMOKE SHAFT
- AOV AUTOMATIC OPENING VENT
- PRIVATE AMENITY SPACE
- WHEELCHAIR ADAPTABLE UNIT

0 2 10

REV	DATE	DESCRIPTION	DRN	CHK
P02	22.03.17	19 -29 OVAL ROAD CONTEXT DRAWING UPDATED	FA	JR

NOTE

When this drawing is issued in uncontrolled CAD format it will be accompanied by a PDF version and is issued to enable the recipient to prepare their own deliverables / models / drawings for which they are solely responsible.
The recipient should report all drawing errors, omissions and discrepancies to the architect. All dimensions should be checked on site by the contractor and such dimensions shall be the contractor's responsibility.

Allford Hall Monaghan Morris Limited accepts no responsibility or liability for:-
- any use of this drawing by parties other than the party for whom it was prepared or for purposes other than those for which it was prepared
- any alterations or additions to or discrepancies arising out of changes to the background information on which the drawings are based that was current at the time of issue , and which occur to that information after it has been issued by AHMM
- any loss or degradation of the information held in this drawing resulting from the translation from the original file format to any other file format or from the respective reading of it in any other programme or any version of the programme other than that which was used to produce it
- the accuracy of survey information provided by others or for any costs, claims, proceedings and expenses arising out of reliance on such information
- any scaling from this drawing other than by the local planning authority solely for the purposes of the planning application to which it relates

LOCATION

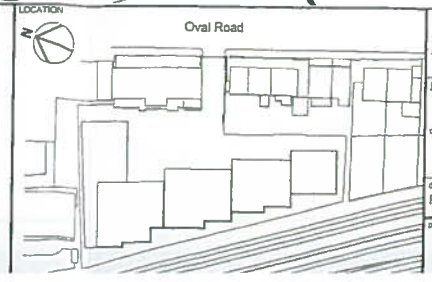

ALLFORD HALL MONAGHAN MORRIS
ARCHITECTS Ltd
MORELANDS, 5-23 OLD STREET LONDON EC1V 9HL
TEL 020 7251 5291 FAX 020 7251 5123 WEB WWW.AHMM.CO.UK

job title
CENTRIC CLOSE

drawing title / location
PROPOSED L04 PLAN

drawn by	checked	scale	status
FA	JR	1:125@A1, 1:250@A3	FOR APPROVAL

project	zone	source	classification	drawing no	revision
16041		A	(P00)_105		P02

APPENDIX 3

SOCIAL RENTED HOUSING UNITS

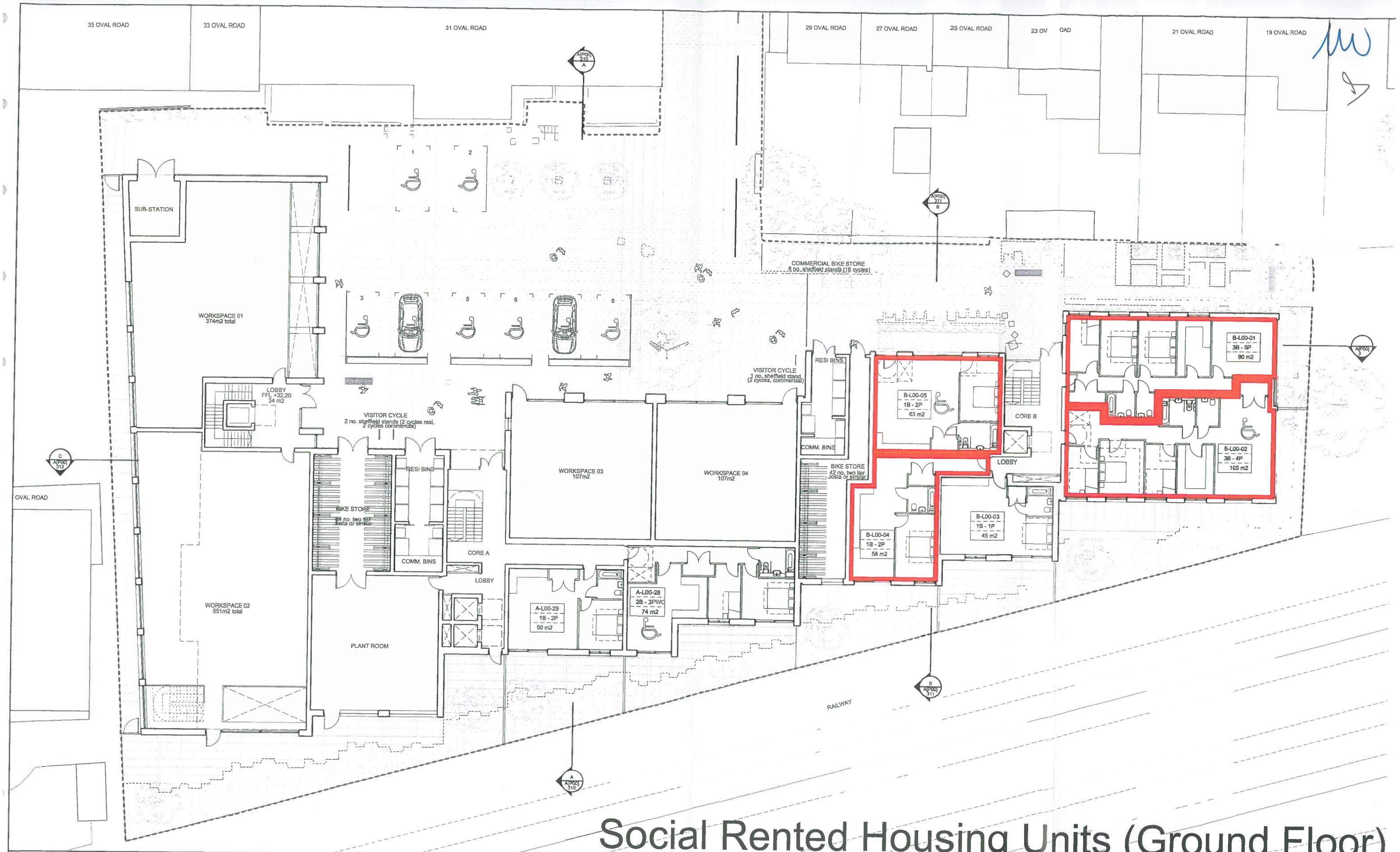

Social Rented Housing Units (Ground Floor)

KEY

- WORKSPACE
- 1B STUDIO
- 1B - 2 Persons
- 2B - 3 Persons
- 2B - 4 Persons
- 3B - 5-6 Persons

- APPLICATION SITE BOUNDARY
- SS SMOKE SHAFT
- AOV AUTOMATIC OPENING VENT
- PRIVATE AMENITY SPACE
- WHEELCHAIR ADAPTABLE UNIT

0 2 10

REV	DATE	DESCRIPTION	DRN	CHK
P02	2.j.02.17	CAR PARKING PROVISION REDUCED CYCLE PARKING PROVISION UPDATED	JR	MW
P03	22.03.17	19-29 OVAL ROAD CONTEXT DRAWING UPDATED	FA	JR

NOTE

When this drawing is issued in uncontrolled CAD format it will be accompanied by a PDF version and is issued to enable the recipient to prepare their own documents / models / drawings for which they are solely responsible.
The recipient should report all drawing errors, omissions and discrepancies to the architect. All dimensions should be checked on site by the contractor and such dimensions shall be the contractor's responsibility.

Allford Hall Monaghan Morris Limited accepts no responsibility or liability for:
- any use of this drawing by parties other than the party for whom it was prepared or for purposes other than those for which it was prepared
- any alterations or additions to or discrepancies arising out of changes to the background information on which the drawings are based that was current at the time of issue, and which occur to that information after it has been issued by AHMM
- any loss or degradation of the information held in this drawing resulting from the translation from the original file format to any other file format or from the recipients reading of it to any other programme or any version of the programme other than that which was used to prepare it
- the accuracy of survey information provided by others or for any costs, claims, proceedings and expenses arising out of reliance on such information
- any scaling from this drawing other than by the local planning authority solely for the purposes of the planning application to which it relates

LOCATION:

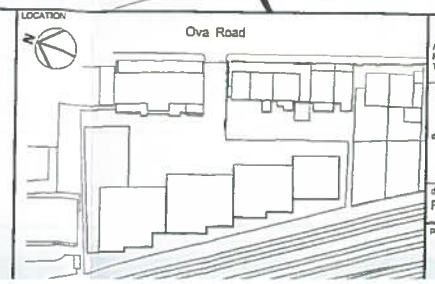

RD HALL MONAGHAN MORRIS
ARCHITECTS Ltd
MORELANDS, 5-23 OLD STREET LONDON EC1V 9HL
TEL 020 7251 5261 FAX 020 7251 5123 WEB WWW.AHMM.COM UK

title
CENTRIC CLOSE

drawing title / location
PROPOSED L00 PLAN

drawn by	checked	scale	status
FA	JR	1:125@A1; 1:250@A3	FOR APPROVAL

project	zone	source	classification	drawing no	revision
16041		A	(P00)_101		P03

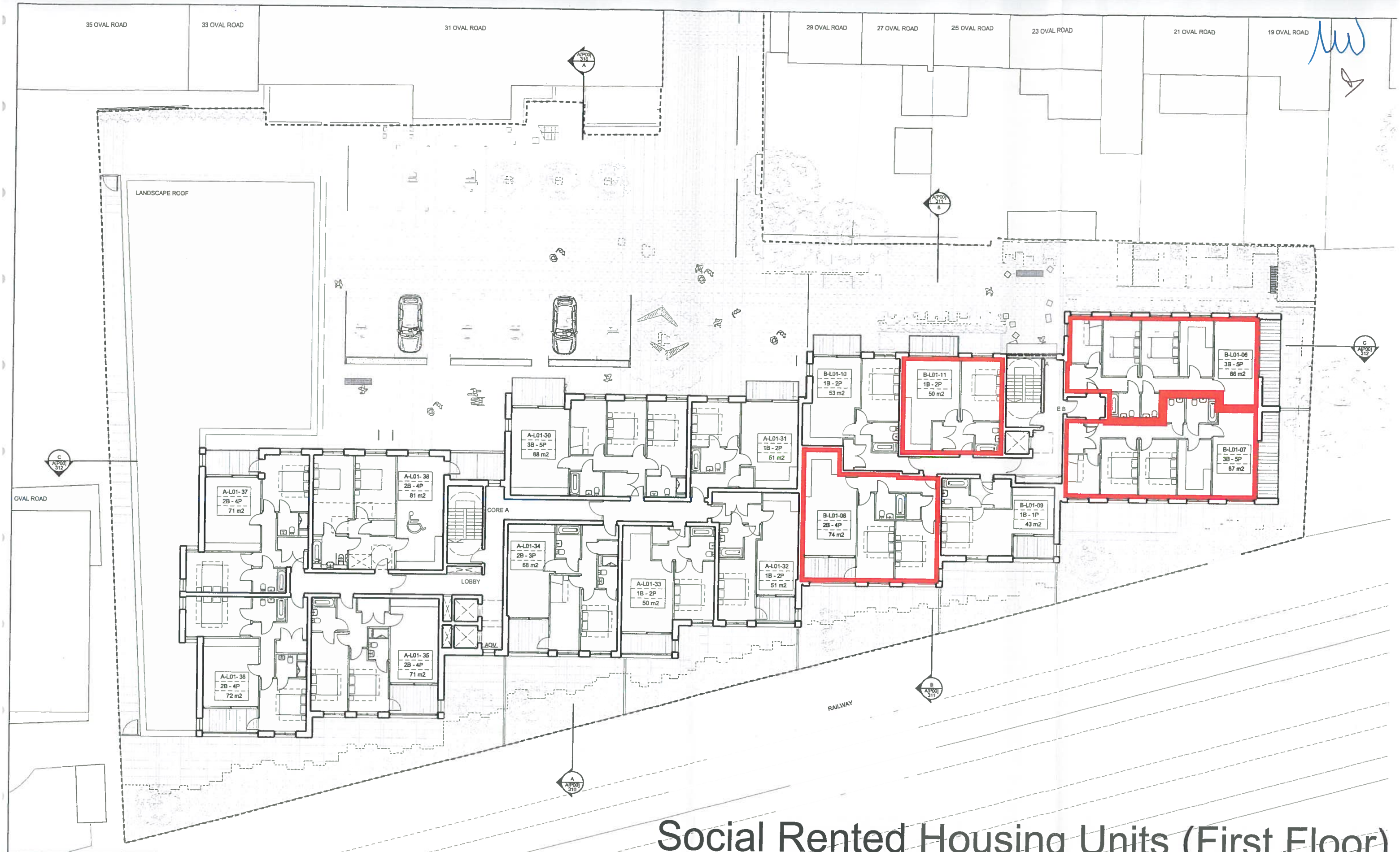

Social Rented Housing Units (First Floor)

KEY

- WORKSPACE
- 1B STUDIO
- 1B - 2 Persons
- 2B - 3 Persons
- 2B - 4 Persons
- 3B - 5-6 Persons

- APPLICATION SITE BOUNDARY
- SS SMOKE SHAFT
- AOV AUTOMATIC OPENING VENT
- PRIVATE AMENITY SPACE
- WHEELCHAIR ADAPTABLE UNIT

0 2 10

REV	DATE	DESCRIPTION	DRN	CHK
P02	22.03.17	19 - 29 OVAL ROAD CONTEXT DRAWING UPDATED	FA	JR

NOTE

When this drawing is issued in uncontrolled CAD format it will be accompanied by a PDF version and is issued to enable the recipient to prepare their own documents / models / drawings for which they are solely responsible.
The recipient should report all drawing errors, omissions and discrepancies to the architect. All dimensions should be checked on site by the contractor and such dimensions shall be the contractor's responsibility.

Allford Hall Monaghan Morris Limited accepts no responsibility or liability for:
- any use of this drawing by parties other than the party for whom it was prepared or for purposes other than those for which it was prepared
- any alterations or additions to or discrepancies arising out of changes to the background information on which the drawings are based that was current at the time of issue, and which occur to that information after it has been issued by AHMM
- any loss or degradation of the information held in this drawing resulting from the translation from the original file format to any other file format or from the recipients reading of it in any other programme or any version of the programme other than that which was used to prepare it
- the accuracy of survey information provided by others or for any costs, claims, proceedings and expenses arising out of reliance on such information
- any scaling from this drawing other than by the local planning authority solely for the purposes of the planning application to which it relates

LOCATION

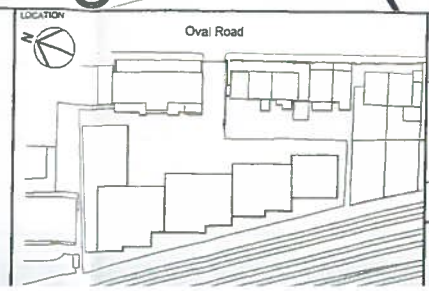

ALLFORD HALL MONAGHAN MORRIS
ARCHITECTS Ltd
MORELAND, 5-23 OLD STREET LONDON EC1V 9HL
TEL 020 7251 5261 FAX 020 7251 5123 WEB WWW.AHMM.CO.UK

job title
CENTRIC CLOSE

drawing title / location
PROPOSED L01 PLAN

drawn by	checked	scale	status
FA	JR	1:125@A1; 1:250@A3	FOR APPROVAL

project	zone	sources	classification	drawing no	revision
16041		A	(P00)_102		P02

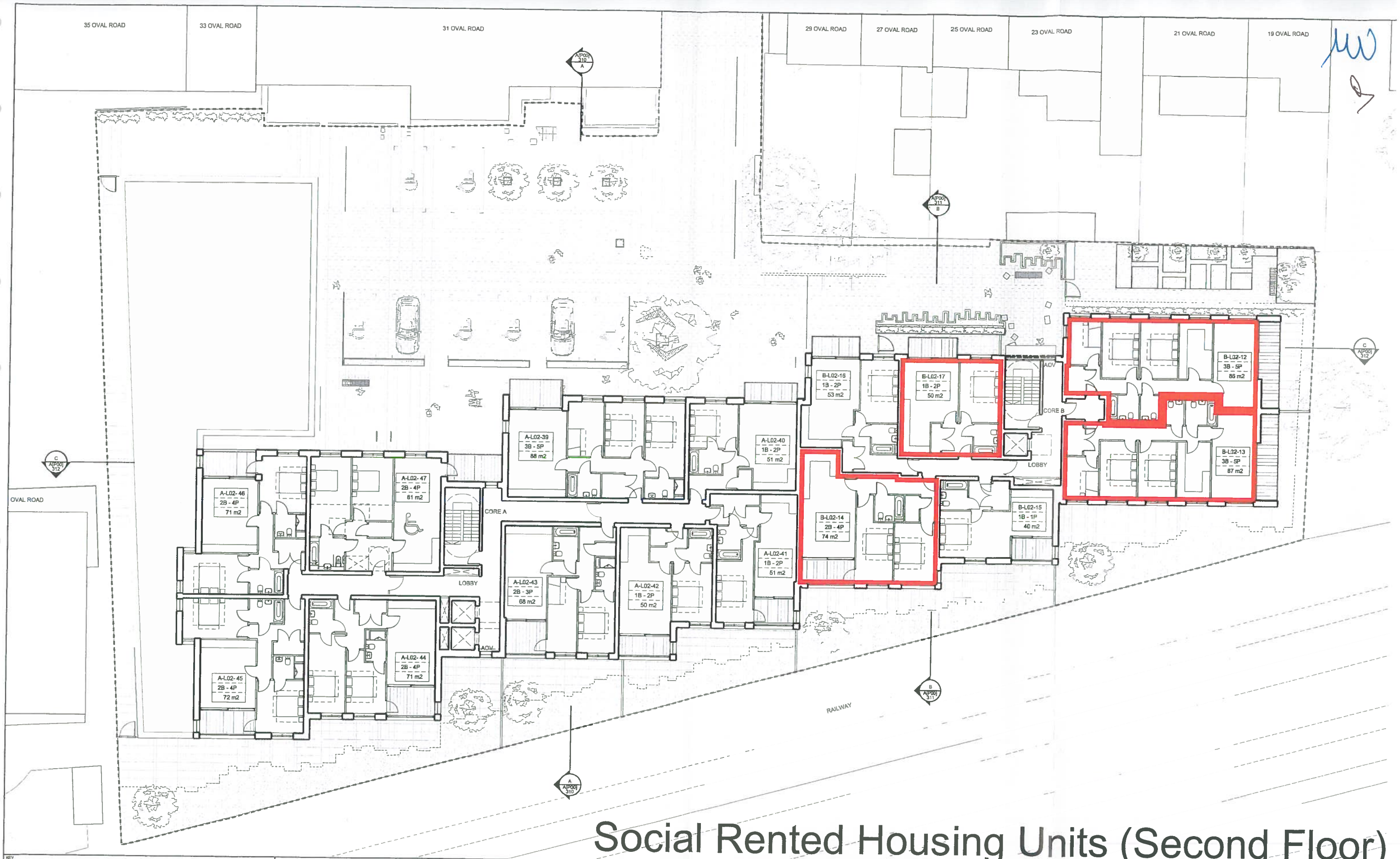

Social Rented Housing Units (Second Floor)

KEY

- WORKSPACE
- 1B STUDIO
- 1B - 2 Persons
- 2B - 3 Persons
- 2B - 4 Persons
- 3B - 5-6 Persons

- APPLICATION SITE BOUNDARY
- SS SMOKE SHAFT
- AOV AUTOMATIC OPENING VENT
- PRIVATE AMENITY SPACE
- WHEELCHAIR ADAPTABLE UNIT

0 2 10

REV	DATE	DESCRIPTION	DRN	CHK
P02	22.03.17	18 - 29 OVAL ROAD CONTEXT DRAWING UPDATED	FA	JR

NOTE

When this drawing is issued in uncontrolled CAD format it will be accompanied by a PDF version and is issued to enable the recipient to prepare their own documents models / drawings for which they are solely responsible.
The recipient should report all drawing errors, omissions and discrepancies to the architect. All dimensions should be checked on site by the contractor and such dimensions shall be the contractor's responsibility.

Allford Hall Monaghan Morris Limited accepts no responsibility or liability for:
- any use of this drawing by parties other than the party for whom it was prepared or for purposes other than those for which it was prepared
- any alterations or additions to or discrepancies arising out of changes to the background information on which this drawings are based that was current at the time of issue, and which occur to that information after it has been issued by AHMM
- any loss or degradation of the information here in this drawing resulting from the translation from the original file formats to any other file format or from the recipients reading of it in any other programme or any version of the programme other than that which was used to prepare it
- the accuracy of survey information provided by others or for any costs, claims, proceedings and expenses arising out of reliance on such information
- any scaling from this drawing other than by the local planning authority solely for the purposes of the planning application to which it relates

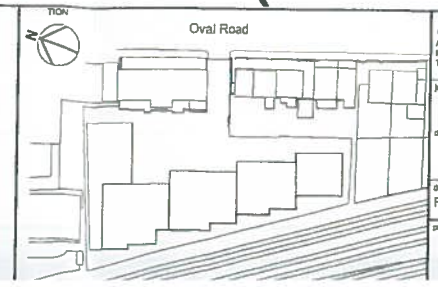

ALLFORD HALL MONAGHAN MORRIS
ARCHITECTS Ltd
MORELANDS, 5-23 OLD STREET LONDON EC1V 9HL
TEL 020 7251 5261 FAX 020 7251 5123 WEB WWW.AHMM.CO.UK

job title
CENTRIC CLOSE

drawing title / location
PROPOSED L02 PLAN

drawn by	checked	scale	status
FA	JR	1:125@A1; 1:250@A3	FOR APPROVAL

project	zone	source	classification	drawing no	revision
16041		A	(P00)_103		P02