






6. Brick type 2: To projecting bays on both Belsize Road and Railway elevations, Blocks A-E : STP -EF-8/Schmelzbrand



7. Red Glazed brick, to ground floor residential entrances: Modular Clay - Red Glazed brick



8. Canopies/Metal Panelling: RAL colour finish: RAL 1035



1. Perforated leaf pattern Metal balconies (Block F): RAL colour finish: RAL 1035 (See detail drawing :510\_1\_PL\_402)



2. Brick Type 1, to Landmark Building and spine of lower blocks : Janinhoff Blue/blue red/8C




3. Reconstituted stone: EH Smith Portland Medium Etch



4. Windows/door frames/balustrades: Swatch sample RAL 7022



5. White glazed brick to Landmark Building Recessed balconies :Modular Clay - White Glazed brick



9. Perforated Metal balconies/privacy screens (Blocks A-E): RAL colour finish: RAL 1035 (See detail drawing: 510\_1\_PL\_406/407)

PL 001 - Rev B  
26 September 2017  
15-029  
Abbey Area Phase 1

3D Perspective Showing Material Samples  
- For Section 73 Application  
- Amendment of Condition 26 (fully discharged 08/11/16)

**Pollard Thomas Edwards**