

THIS DRAWING IS THE PROPERTY OF SHOPFRONT SERVICES SOUTHERN LTD. AND MUST NOT BE COPIED OR REPRODUCED EXCEPT WITH THEIR EXPRESS PERMISSION, NOR MAY THE DESIGN OR ANY INFORMATION SHOWN THEREON BE DISCLOSED TO ANY THIRD PARTY. WE WILL NOT BE RESPONSIBLE FOR OTHER CONTRACTUAL DIMENSIONS.

© THIS DRAWING IS COPYRIGHT

NOTES:

Frame:
Smart shopline non-thermally broken aluminium profiles, 100x50mm sections
3mm thick aluminium bonded to glass for crital affect


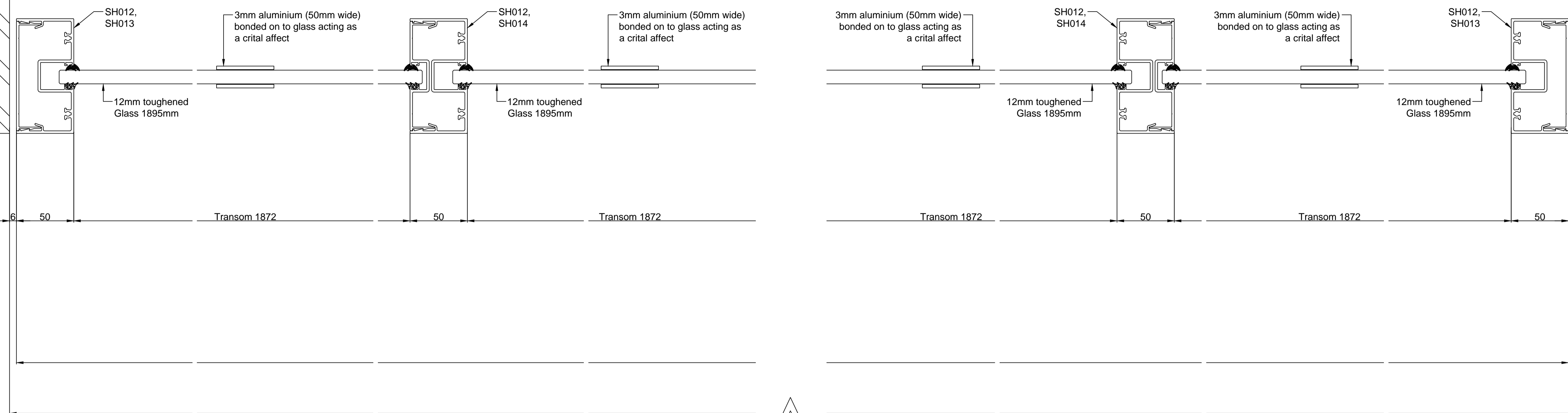
Door:
Smart shopline non-thermally broken aluminium profiles sections.

Stiles 56mm
Top Rail 82mm
Bottom Rail 122mm

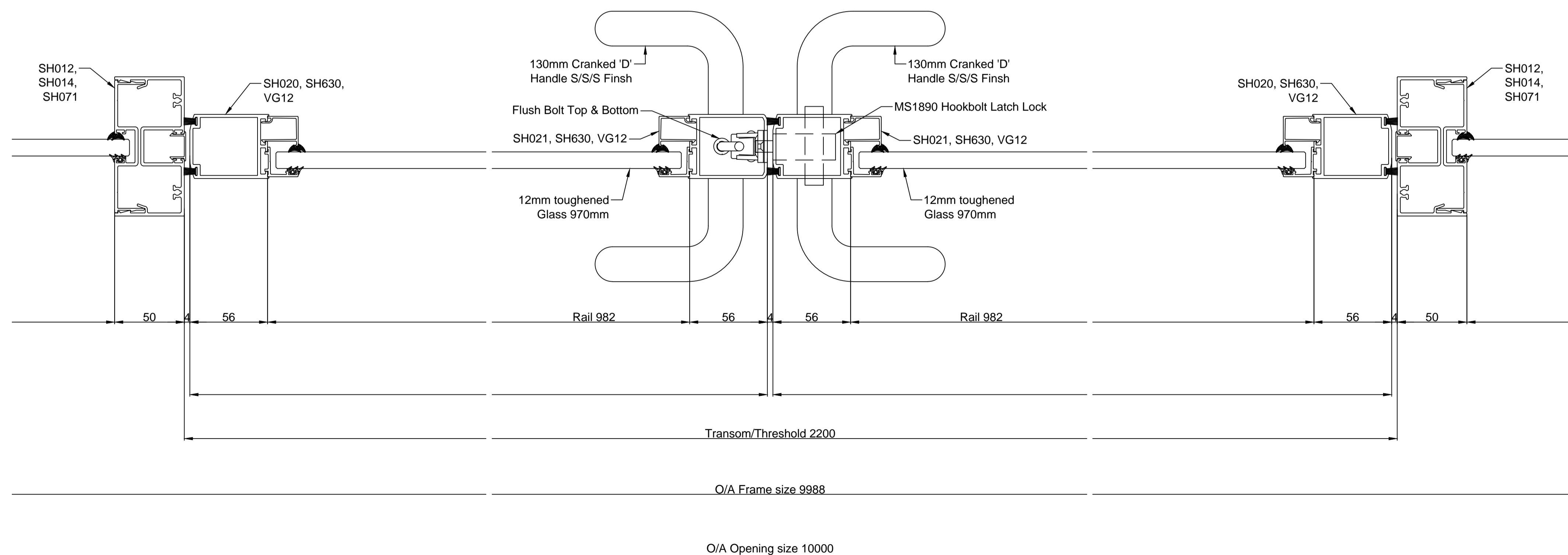
Ironmongery:
Axim TC-8800 concealed overhead transom closer
Top side load arm TC-8800-T13
Bottom Pivot TC-8800-02
Flush Bolt FB-6200
600mm cranked 'D' handle
Adams rite MS1890 Dead Hookbolt Latch lock

Finish:
polyester powder coated in RAL ****

Glazing:
12mm toughened float



Double doors to fit in between two side screens



PROJECT: 113 REGENTS PARK ROAD

TITLE: DOUBLE ENTRANCE DOOR FRAME PLAN

SITE ADDRESS: 113 REGENTS PARK ROAD
LONDON
NW1 8UR

JOB No. 6844 CLIENT: STANWAY INTERIORS

SCALE: 1:2 DWG SHEET: A1

DWG No. 6844_501.1 REV: A

DRAWN BY: HBG DATE: 22/08/2017

APPROVED BY: *** DATE: **/**/**



Victoria Industrial Park
Unit 5
Victoria Road
Dartford
Kent
DA1 5AJ

Tel: 01322 292614 Fax: 01322 289952