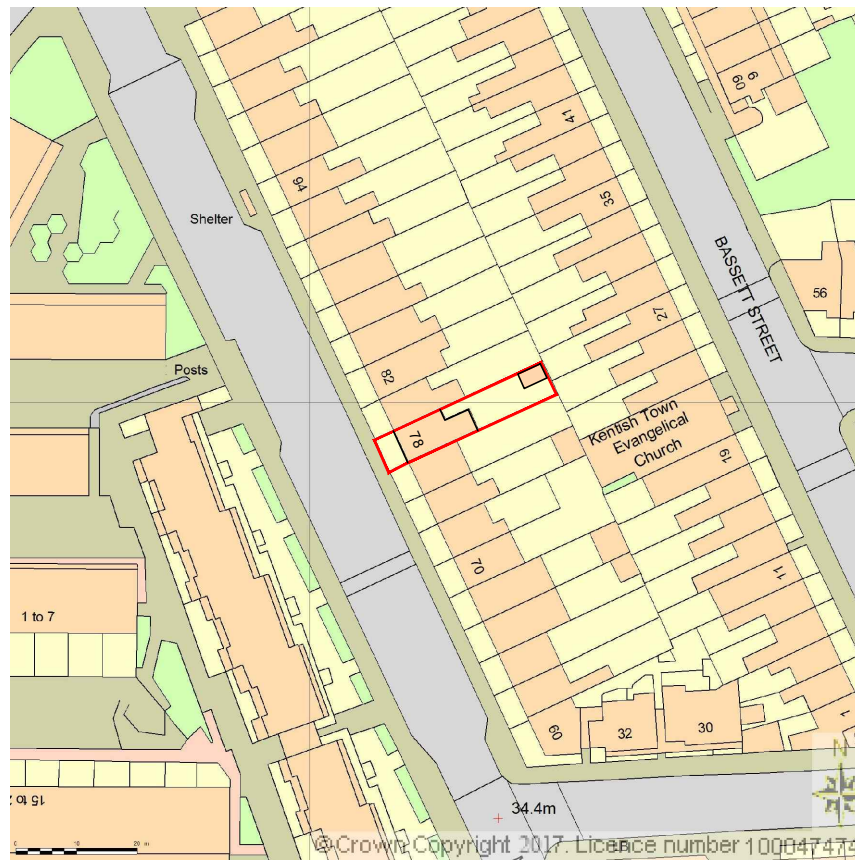
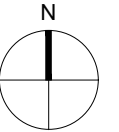


Graphic Scale for 1/500

Graphic Scale for 1/1250



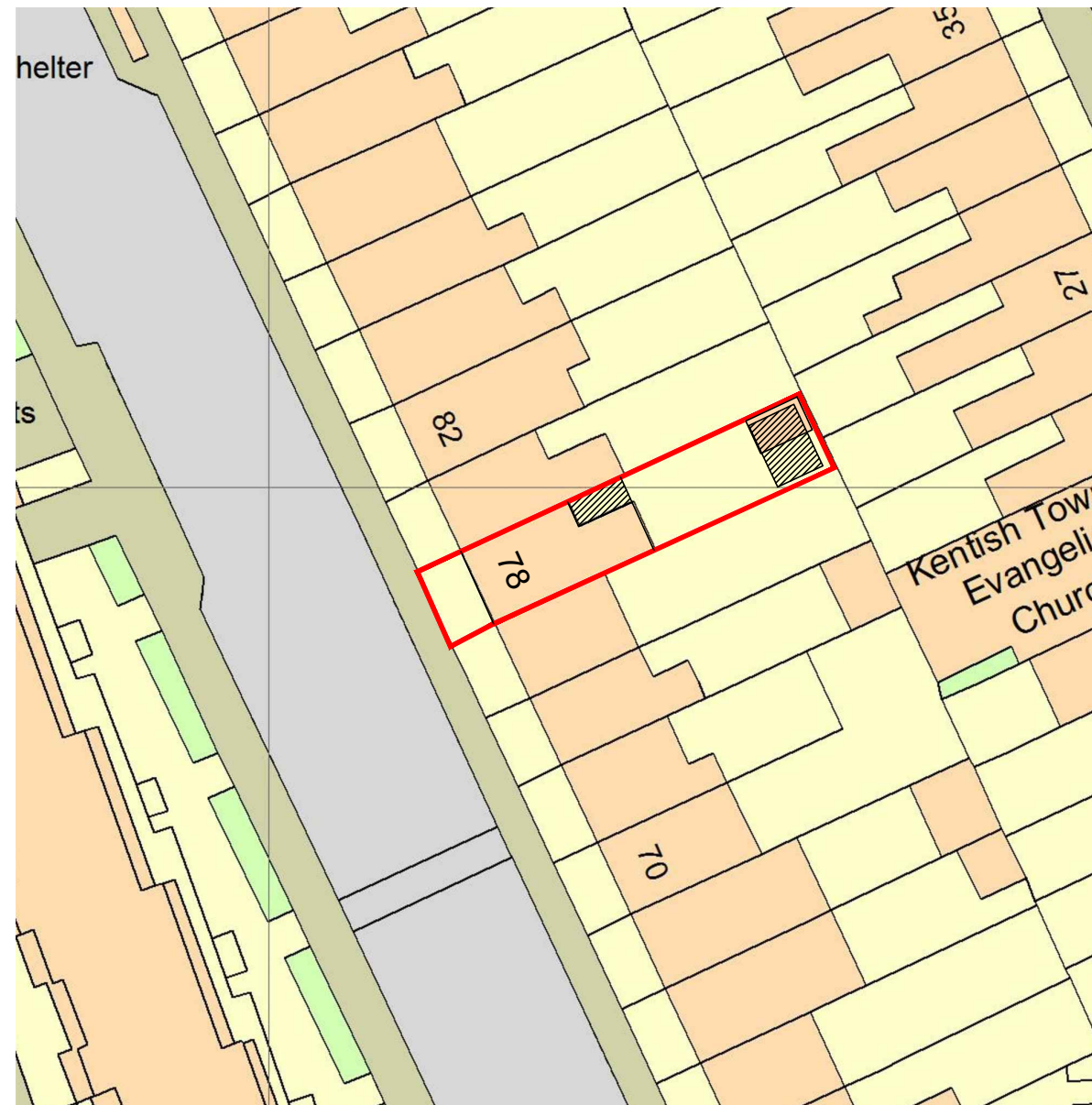
LOCATION PLAN
Sc. 1/1250



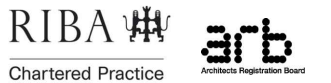
EXISTING BLOCK PLAN
Sc. 1/500



PROPOSED BLOCK PLAN
Sc. 1/500



7, 30 GLOUCESTER CRESCENT
LONDON
NW1 7DL
TEL. 02078 134592
ARCHITECT@PROJECTIONARCHITECTS.COM
WWW.PROJECTIONARCHITECTS.COM



PLEASE NOTE
1. All dimensions to be verified on site.
2. All dimensions are in millimeters.
3. No work shall commence until all approvals and agreements have been obtained. These include, Planning, Building Regulations, Thames Water and party Wall.
4. The Copyright of this drawing belongs to Projection Architects Ltd.

CLIENT
MR. MARC GERSHON

PROJECT
FLAT CONVERSION

ADDRESS
78 Malden Road. NW5 4DA

TITLE
Location & Block Plan

DATE
24/08/17

PROJECT NUM:
P-17.019

SCALE
1/1250 & 1/500 (@ A3)

DRAWING NUM:
B-01

REV. K STATUS PL