

Appendix F Pdisp Heave Analysis

6 Stukeley Street

Basement Heave Determination - Undrained - for Excavation only
Gravel to 19 m AOD on stiff to very stiff London Clay

Job No.	Sheet No.	Rev.
---------	-----------	------

2015-13		
---------	--	--

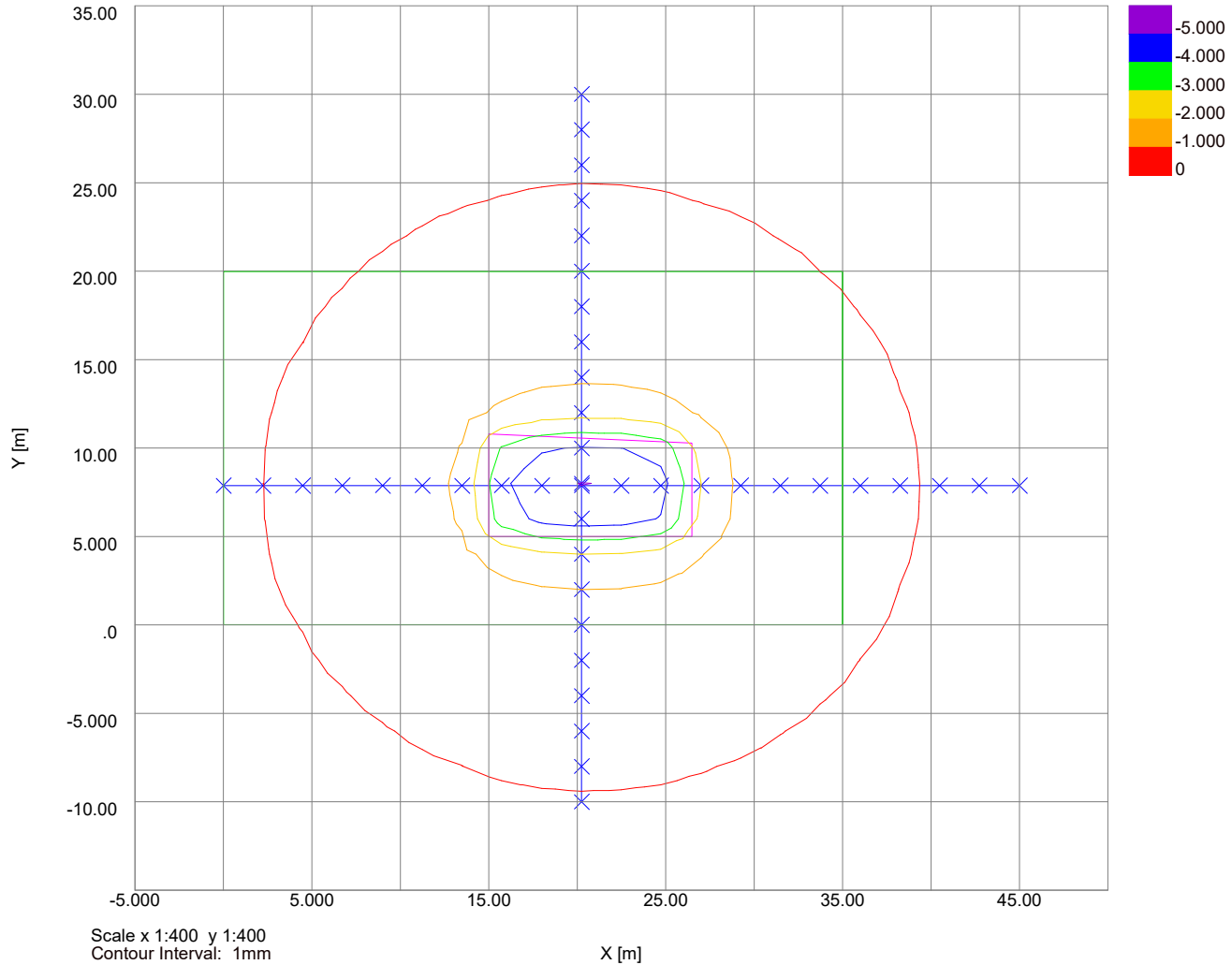
Drg. Ref.

Made by JGM		
----------------	--	--

Date

Checked

Settlement Contours : Grid 1 at 20.3000m



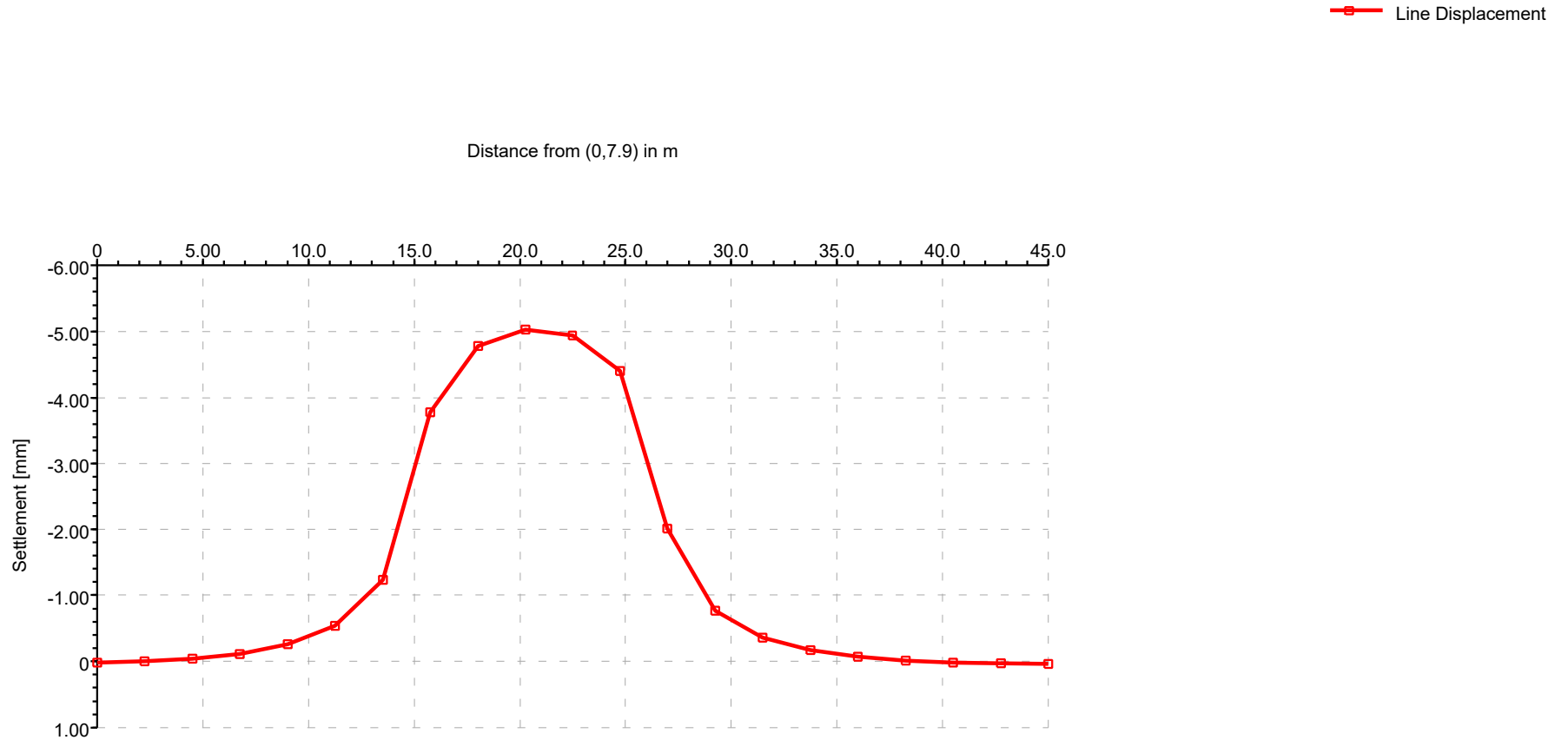
6 Stukeley Street

Basement Heave Determination: Undrained - for Excavation only - Long Section

Gravel to 19 m AOD on stiff to very stiff London Clay

Job No.	Sheet No.	Rev.
2015-13		
Drg. Ref.		
Made by JGM	Date	Checked

Displacement for Line 1



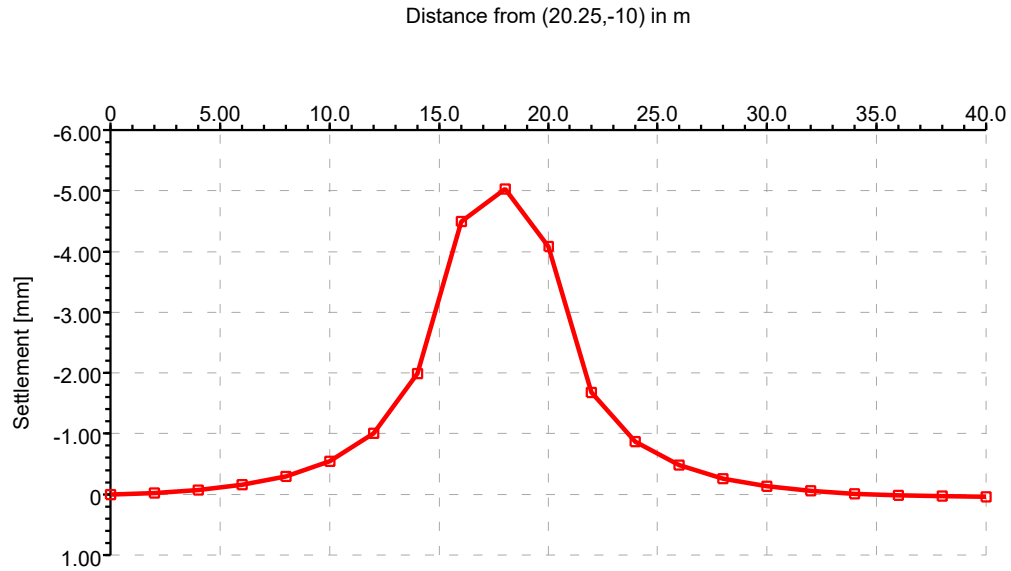
6 Stukeley Street

Basement Heave Determination: Undrained - for Excavation only - Cross Section
Gravel to 19 m AOD on stiff to very stiff London Clay

Job No.	Sheet No.	Rev.
2015-13		
Drg. Ref.		
Made by JGM	Date	Checked

Displacement for Line 2

—■— Line Displacement

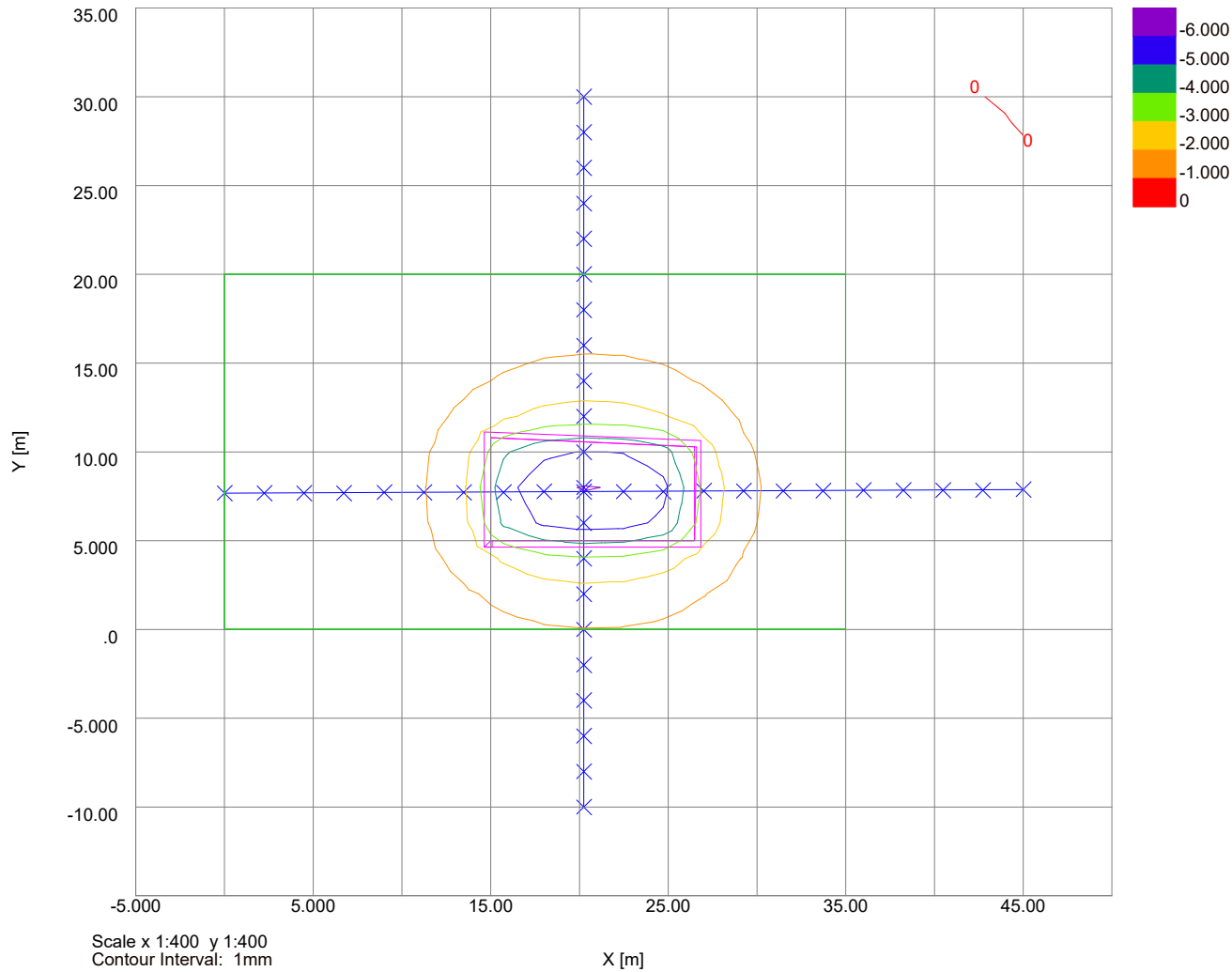


6 Stukeley Street

Basement Heave Determination: Drained - Long term including wall perimeter loading
Gravel to 19 m AOD on stiff to very stiff London Clay

Job No.	Sheet No.	Rev.
2015-13		
Drg. Ref.		
Made by JGM	Date	Checked

Settlement Contours : Grid 1 at 20.3000m



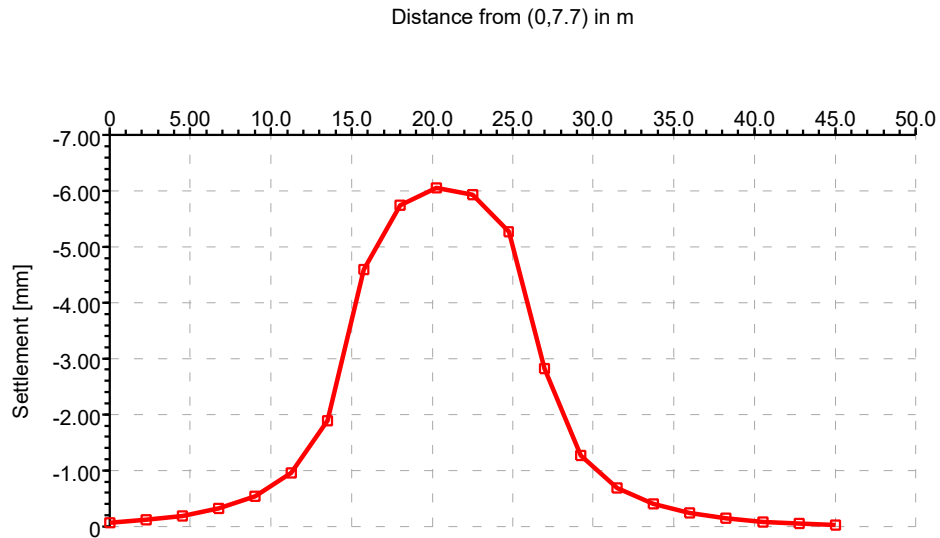
6 Stukeley Street

Basement Heave Determination: Drained - Long term including wall perimeter loading - Long Section
Gravel to 19 m AOD on stiff to very stiff London Clay

Job No.	Sheet No.	Rev.
2015-13		
Drg. Ref.		
Made by JGM	Date	Checked

Displacement for Line 1

—■— Line Displacement



6 Stukeley Street

Basement Heave Determination: Drained - Long term including wall perimeter loading - Cross Section
Gravel to 19 m AOD on stiff to very stiff London Clay

Job No.	Sheet No.	Rev.
2015-13		
Drg. Ref.		
Made by JGM	Date	Checked

Displacement for Line 2

